



## INVESTMENT OVERSIGHT COMMITTEE

Thursday, April 27, 2023

10:00 a.m.

County Executive Office

4080 Lemon Street, 4<sup>th</sup> Floor, Riverside,

CA Raincross Conference Room C

### AGENDA

1. Call to Order.....Executive Office
2. Approval of Meeting Minutes from January 26, 2023.....Executive Office
3. Monthly Disclosure Reports of the Treasurer’s Pooled Investment Fund.....Steve Faeth
4. Investment Reports of Funds Outside of the County Treasury
  - a) CORAL.....Jarvyk Punzalan
  - b) Land Secured Districts .....Jarvyk Punzalan
  - c) Successor Agency to the Redevelopment Agency.....Imelda Delos Santos
  - d) Pension Obligation Bonds.....Imelda Delos Santos
  - e) Infrastructure Financing Authority.....Imelda Delos Santos
5. Public Comment
6. Other Business
7. Meeting Adjourned to July 27,  
2023

In compliance with the Americans with Disabilities Act, if you need special assistance to participate in this meeting, please contact Ivanka Aghbashian at [iaghbashian@rivco.org](mailto:iaghbashian@rivco.org) or (951) 955-1102. Notification 48 hours prior to the meeting will enable us to make reasonable arrangements to ensure accessibility to the meeting [28 CFR 35 .102.35.104 ADA Title II].



## Minutes of Virtual Meeting

January 26, 2023

10:00 a.m.

### **Members Present:**

Don Kent	Executive Office
Sergio Vidal	RCTC
John Byerly (alternate)	Treasurer-Tax Collector
Scott Price	Riverside County Office of Education

### **Members Not Present:**

Mays Kakish	Beaumont Unified School District
Dr. Ruth Perez	Riverside County Office of Education
Matt Jennings	Treasurer-Tax Collector

### **Staff and Guests Present:**

Michael Thomas	County Counsel
Megan Gomez	Housing and Workforce Solutions
Imelda Delos Santos	Executive Office
Ivanka Aghbashian	Executive Office
Jarvyk Punzalan	Executive Office
Isela Licea	Treasurer-Tax Collector
Steve Faeth	Treasurer-Tax Collector

### **1. CALL TO ORDER**

Don Kent noted the established quorum and called the meeting to order at 10:00 a.m.

### **2. APPROVAL OF RESOLUTION NO. 2022-003**

A Resolution of the Investment Oversight Committee authorizing remote teleconference meetings of the legislative bodies of the Investment Oversight Committee for the period of October 27, 2022 to November 26, 2022 pursuant to the Ralph M. Brown Act.

**MOTION: Don Kent moved to approve.**  
**Sergio Vidal seconded.**  
**All were in favor. The motion was approved unanimously.**

### **3. APPROVAL OF MINUTES**

The July 28, 2022 meeting minutes were reviewed and approved.

**MOTION: Don Kent moved to approve.  
Scott Price seconded.  
All were in favor. The motion was approved unanimously.**

#### **4. MONTHLY DISCLOSURE REPORT ON INVESTMENT PORTFOLIO**

The TPIF market value balance ending December 31, 2022, was \$13.98 billion, up from \$11.38 billion on September 30, 2022. The portfolio yield on December 30, 2022, was 2.92%, up from 1.76% on September 30, 2022. With inflation indicators remaining much higher than normal, the Federal Reserve raised its Fed Funds rate by 75 basis points on November 2nd and also another 50 basis points on December 14th, bringing the lower range of the rate to 4.25%.

The 1-year Treasury bill yield began the quarter at 3.98% and ended at 4.71%. The 2-year Treasury yield began the quarter at 4.28% and ended at 4.43%. The 5-year Treasury yield began the quarter at 4.09% and ended at 4.01%. With the portfolio's maturities mostly concentrated in the 'under 1 year' sector, we should see continued increases in our yield as we roll these maturities into higher yielding money fund investments. It is currently expected that the Federal Reserve will raise the Fed Funds rate by 25 basis points at its next meeting on February 1st.

#### **5. INVESTMENT REPORTS OF FUNDS OUTSIDE OF THE COUNTY TREASURY**

**CORAL:** Jarvyk Punzalan reported First American money market funds are now invested at higher yields. All accounts are invested with yields above 4% with the exception of CORAL Series 2019A. Cash total of \$10,000 in the 2009 Public Safety Communication & Woodcrest Library Projects added to the letter of credit fund for debt service interest which was paid in the beginning of January. Increases were due to interest earnings.

**LAND SECURED DISTRICTS:** Jarvyk Punzalan reported all accounts in First American money market funds are now invested at higher yields. Invested above 4%. Slight increases in balances are due to interest earnings. Only significant decrease was 2015 CFD 07-2 Clinton Keith due to project improvement expenditures.

**SUCCESSOR AGENCY TO THE REDEVELOPMENT AGENCY:** Imelda Delos Santos reiterated that the Finance Team is reviewing the various portfolios so that funds are invested in higher yielding money market fund investments. To this end, the Successor Agency requested an investments prospectus from the Trustee in order to transfer the funds to a higher yielding money market fund investment. Responding to Don Kent, Imelda confirmed that the Series 2011 bonds must be invested in a non-AMT tax exempt investment as described in the bond indenture. Imelda stated the Successor Agency portfolio decreased in the second quarter due to the payment of debt service in October.

**PENSION OBLIGATION BONDS:** Imelda Delos Santos reported no significant change in the portfolio. She said that all the accounts in the portfolio are yielding high rates. Don Kent noted

that Mass Mutual took over and honored the County's Investment Agreement with FSA and that the investment yields an interest rate of 4.83% through 2035.

**INFRASTRUCTURE FINANCING AUTHORITY:** Imelda Delos Santos reported that consistent with the objective of maximizing the rates, the Fidelity Govt Class III investment (2017 Lease Revenue Bonds Series A) will be replaced by a higher yielding money market fund investment. The change will be reported in the next quarterly report.

**6. PUBLIC COMMENT**

None.

**7. OTHER BUSINESS**

None.

**8. ADJOURNMENT**

The next IOC meeting is scheduled for Thursday, April 27, 2023 at 10:00 a.m.  
Don Kent adjourned the meeting at 10:25 a.m.

# COUNTY OF RIVERSIDE

## TREASURER-TAX COLLECTOR'S

MANAGED BY

**Matt Jennings**  
Treasurer-Tax Collector

Giovane Pizano  
Assistant Treasurer


John Byerly  
Chief Investment Officer

Steve Faeth  
Senior Investment Officer

Isela Licea  
Investment Officer

COUNTY ADMINISTRATIVE CENTER  
4080 LEMON STREET,  
4TH FLOOR,  
RIVERSIDE, CA 92502-2205

[WWW.COUNTYTREASURER.ORG](http://WWW.COUNTYTREASURER.ORG)



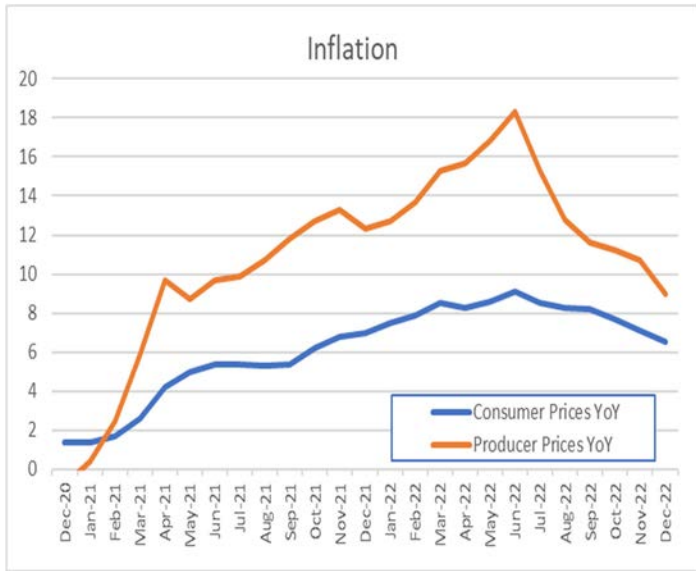
**TREASURER-TAX COLLECTOR'S  
POOLED INVESTMENT FUND**

## JANUARY 2023 REPORT

# SIGNS OF A SLOWDOWN BEGIN

The U.S. economy began to show signs in January 2023 that it may be slowing, leading inflation to cool somewhat. The relentless U.S. consumer may finally be starting to tire, as retail sales fell 1.1% and previous estimates were revised lower. With higher rent, food and fuel prices taking a bite out of consumer's budgets, discretionary spending is retreating the most.

Fading demand for goods started to take its toll on manufacturing. Output plummeted 1.3% and like retail sales, previous estimates of production were revised lower.

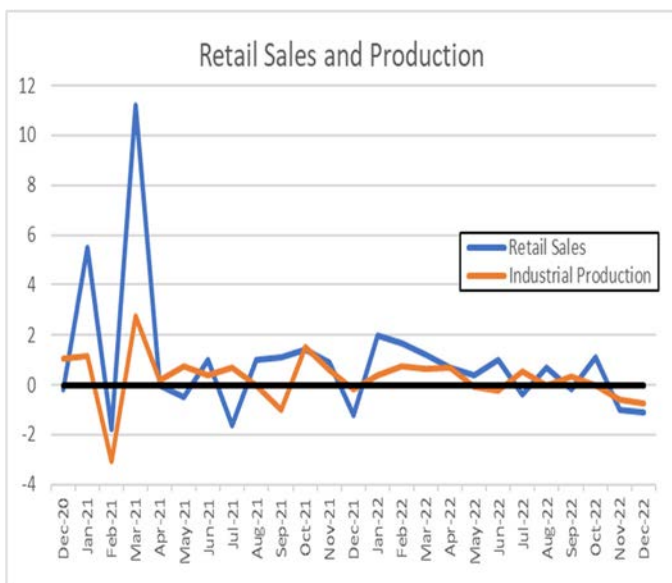


The National Association of Realtors' Housing Affordability Index shows what percent of potential first time buyers, currently renters, could afford the typical starter home. This index dropped from 118.8 in March 2021 to 63.3 in December 2022 driven by a lack of supply, higher building costs, increased investor demand and now higher interest rates.

Building permits continued to slide in December, led by a 6.5% month over month drop for single-family units. Multifamily permits are now down 27% over the past year, only marginally less depressed than the 39% annual decline in single-family permits. Sales of existing homes also continued to decline, ending 2022 at their slowest pace since 2010.



While retail and manufacturing have only recently started to falter in the face of higher interest rates and increasingly stretched consumers, the housing market has been overwhelmed by these headwinds for a year now.



These weakening indicators dampened investors' rate-hike expectations. The markets now are pricing in smaller, 25 basis point increases from the Federal Reserve, with some analysts predicting a sustained pause in hikes when the Fed reaches 5.00% on the Fed Funds rate. This would be the highest interest rate since 2007 and is a great benefit to investment portfolios like the Treasurer's Pooled Investment Fund.

In U.S. Treasury securities trading, the 2-year started January at a yield of 4.37% and ended the month at 4.20%. 5-year Treasuries started the month at a yield of 3.90% and ended at 3.61%. In stocks, the Dow Jones Industrial Average started the month at 33,150 and ended the month at 34,000.

**Matt Jennings**  
Treasurer-Tax Collector



# Treasurer Tax-Collector Statement



## PORTFOLIO SUMMARY

Month End Values \$  
are Expressed in

000,000	Jan-23	Jul-22	Jan-22
Principal Value	13,032.62	11,179.87	11,166.03
Market Value*	12,795.38	10,985.70	11,106.13
Book Value*	13,063.40	11,189.74	11,166.03
Unrealized Gain/Loss <sup>‡</sup>	(268.02)	(204.04)	(59.90)
Paper Gain or Loss %	-2.052%	-1.823%	-0.536%
Yield	3.15	1.25	0.33
WAM (Yrs)	1.34	1.23	1.13

\* Market values do not include accrued interest.

\* Book Value is amount paid changed by amortization. Accretion, adjustments, write downs

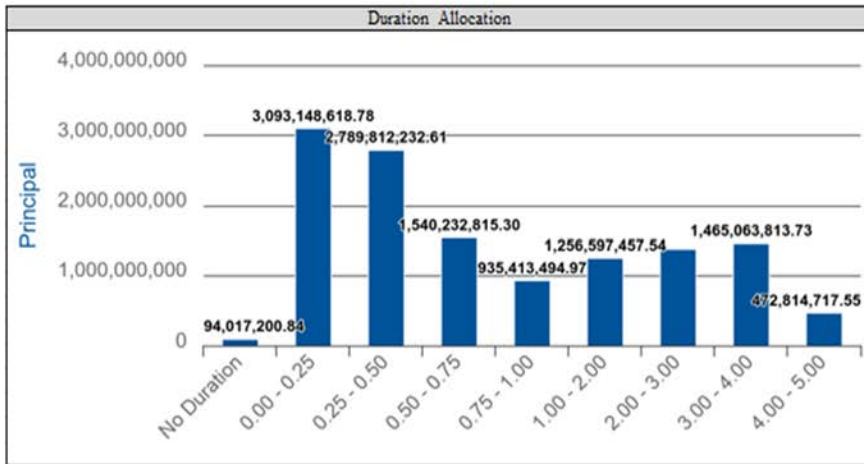
\* Unrealized Gain/Loss is Market Value - Book Value

The Treasurer's Pooled Investment Fund is comprised of contributions from the county, schools, special districts, and other discretionary depositors throughout the County of Riverside. The primary objective of the Treasurer shall be to **safeguard the principal** of the funds under the Treasurer's control, meet the **liquidity needs** of the depositor, and to maximize a **return on the funds** within the given parameters.

The Treasurer-Tax Collector and the Capital Markets team are committed to maintaining the highest credit ratings. The Treasurer's Pooled Investment Fund is currently rated **Aaa-bf** by **Moody's Investor Service** and **AAAf/S1** by **Fitch Ratings**, two of the nation's most trusted bond credit rating services.

Since its inception, the Treasurer's Pooled Investment Fund has been in **full compliance** with the Treasurer's Statement of Investment Policy, which is more restrictive than California Government Code 53646.

# TPIF STATS



**Composite Credit Ratings**

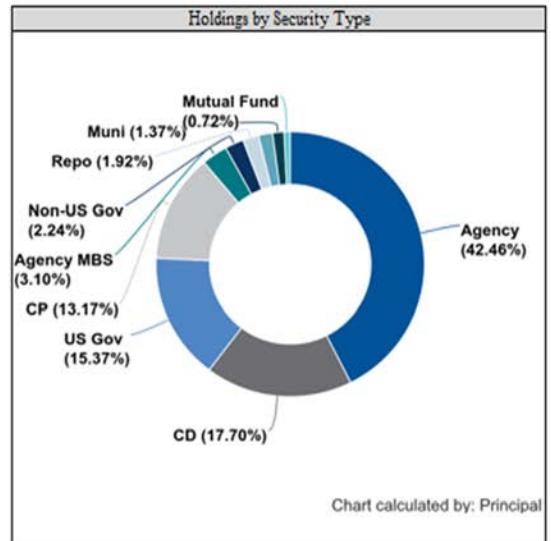
Rating	Moody's Rating	Market Value	Fitch Rating
AAA	Aaa	6,162,727,643.88	AAA
AA+	Aaa	295,004,136.51	AAA
AA	Aa2	75,026,363.85	AA
NA	NA	463,945,250.84	NA
A-1+	P-1	5,477,430,964.96	AAA
A-1	P-1	405,608,411.31	F1

Footnotes: 1,2,3,4

**Holdings by Security Type**

Security Type Category	Days to Final Maturity	Par Value	Market Price	Yield	Principal
Agency CMO	724	35,647,855.09	97.5627	4.231	35,151,982.62
Other	---	93,213,169.12	1.0086	---	94,017,200.84
Muni	614	178,030,000.00	96.5323	1.610	178,880,815.00
MM Fund	0	220,000,000.00	1.0000	4.238	220,000,000.00
Repo	1	250,000,000.00	100.0000	4.310	250,000,000.00
Non-US Gov	364	293,895,000.00	96.8659	2.984	291,485,057.58
Agency MBS	1037	409,904,394.21	97.6990	3.987	403,600,900.41
CP	62	1,740,907,000.00	99.2243	4.481	1,715,705,847.86
US Gov	558	2,010,000,000.00	96.8394	1.585	2,003,054,207.59
CD	151	2,307,000,000.00	100.0000	4.554	2,307,002,456.82
Agency	741	5,584,879,250.00	95.9502	2.626	5,533,722,427.14
<b>Total</b>	<b>490</b>	<b>13,123,476,668.43</b>	<b>95.1311</b>	<b>3.156</b>	<b>13,032,620,895.85</b>

Footnotes: 9,10,11,12,13



Month	Monthly Receipts	Monthly Disbursements	Difference	Required Matured Investments	Balance	Actual Investments Maturing	Available to Invest > 1 Year
02/2023					91.04		
02/2023	1,500.00	1,800.00	-300.00	208.96	0.00	1,779.45	
03/2023	2,350.00	1,800.00	550.00		550.00	678.81	
04/2023	2,750.00	2,070.00	680.00		1,230.00	164.58	
05/2023	1,600.00	2,500.00	-900.00		330.00	1,721.38	
06/2023	2,300.00	2,400.00	-100.00		230.00	1,013.48	
07/2023	1,400.00	2,100.00	-700.00	470.00	0.00	286.62	
08/2023	1,800.00	1,600.00	200.00		200.00	492.06	
09/2023	2,100.00	1,750.00	350.00		550.00	668.84	
10/2023	1,750.00	2,100.00	-350.00		200.00	391.57	
11/2023	1,670.00	1,800.00	-130.00		70.00	387.33	
12/2023	3,900.00	1,800.00	2100.00		2,170.00	223.46	
01/2023	1,800.00	2,800.00	-1000.00		1,170.00	374.98	
<b>TOTALS</b>	<b>24,920.00</b>	<b>24,520.00</b>	<b>400.00</b>	<b>678.96</b>	<b>6,791.04</b>	<b>8,182.56</b>	<b>12,444.51</b>
				<b>5.17%</b>		<b>62.35%</b>	<b>94.83%</b>

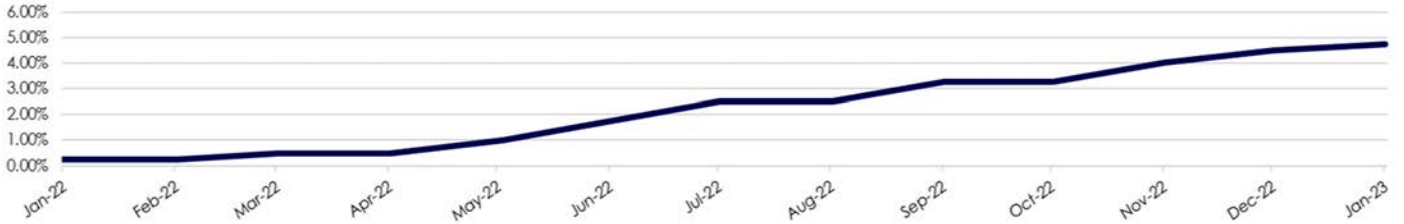


# FIXED INCOME MARKETS

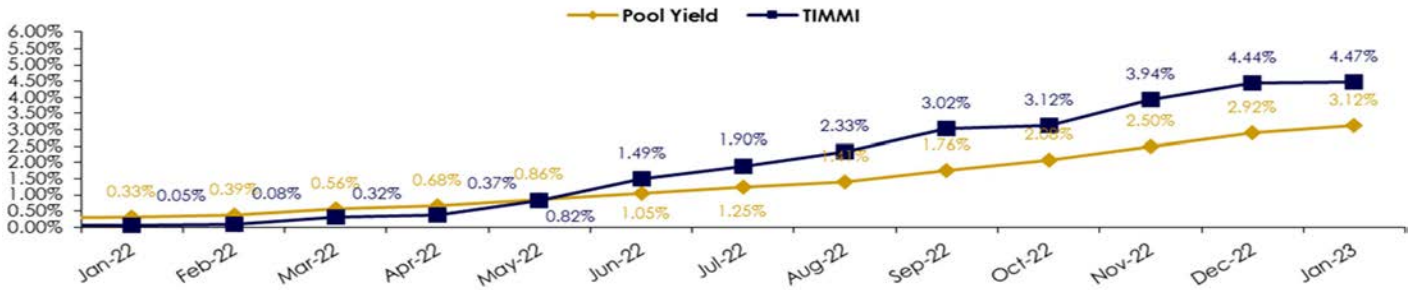
## FED FUNDS RATE

Fed Fund Rate: 4.50% to 4.75%

Next FOMC Scheduled Meeting: 03/22/2023



## TIMMI



The Treasurer's Institutional Money Market Index (TIMMI) is a composite index of four AAA rated prime institutional money market funds.

Their average yield is compared to the yield of the Treasurer's Pooled Investment Fund in the above graph.

## US Treasury Market



US Treasury Yield Curve	3 Mo	6 Mo	1 Yr	2 Yr	3 Yr	5 Yr	10 Yr	30 Yr
01/31/2023 - 01/03/2023	0.17	0.03	-0.04	-0.19	-0.28	-0.31	-0.27	-0.23
01/31/2023	4.70	4.80	4.68	4.21	3.90	3.63	3.52	3.65
01/03/2023	4.53	4.77	4.72	4.40	4.18	3.94	3.79	3.88

# Compliance Status: Full Compliance

The Treasurer's Pooled Investment Fund was in full compliance with the County of Riverside's Treasurer's Statement of Investment Policy. The County's Statement of Investment Policy is more restrictive than California Government Code 53646. The County's Investment Policy is reviewed annually by the County of Riverside's Oversight Committee and approved by the Board of Supervisors.

Investment Category	GOVERNMENT CODE			COUNTY INVESTMENT POLICY			Actual %
	Maximum Maturity	Authorized % Limit	S&P/ Moody's	Maximum Maturity	Authorized % Limit	S&P/ Moody's	
MUNICIPAL BONDS (MUNI)	5 YEARS	NO LIMIT	NA	4 YEARS	15%	AA-/Aa3/AA-	1.37%
U.S. TREASURIES	5 YEARS	NO LIMIT	NA	5 YEARS	100%	NA	15.37%
LOCAL AGENCY OBLIGATIONS (LAO)	5 YEARS	NO LIMIT	NA	3 YEARS	2.50%	INVESTMENT GRADE	0.00%
FEDERAL AGENCIES	5 YEARS	NO LIMIT	AAA	5 YEARS	100%	NA	45.56%
COMMERCIAL PAPER (CP)	270 DAYS	40%	A1/P1	270 DAYS	40%	A1/P1/F1	13.17%
NEGOTIABLE CERTIFICATE OF DEPOSITS & COLLATERALIZED TIME DEPOSITS (NCD & TCD)	5 YEARS	30%	NA	1 YEAR	25% Combined	A1/P1/F1	17.70%
INT'L BANK FOR RECONSTRUCTION AND DEVELOPMENT AND INT'L FINANCE CORPORATION	NA	NA	NA	4 YEARS	20%	AA/Aa/AA	2.24%
REPURCHASE AGREEMENTS (REPO)	1 YEARS	NO LIMIT	NA	45 DAYS	40% max, 25% in term repo over 7 days	A1/P1/F1	1.92%
REVERSE REPOS	92 DAYS	20%	NA	60 DAYS	10%	NA	0.00%
MEDIUM TERM NOTES (MTNO)	5 YEARS	30%	A	3 YEARS	20%	A/A2/A	0.00%
CALTRUST SHORT TERM FUND	NA	NA	NA	DAILY LIQUIDITY	1.00%	NA	0.72%
MONEY MARKET MUTUAL FUNDS (MMF)	60 DAYS <sup>(1)</sup>	20%	AAA/Aaa <sup>(2)</sup>	DAILY LIQUIDITY	20%	AAA by 2 Of 3 RATINGS AGC.	1.68%
LOCAL AGENCY INVESTMENT FUND (LAIF)	NA	NA	NA	DAILY LIQUIDITY	Max \$50 million	NA	0.00%
CASH/DEPOSIT ACCOUNT	NA	NA	NA	NA	NA	NA	0.00%

Agency  
AGCY BOND

Cusip	Description	Yield	Market Price	Final Maturity	Par Value	Market Value	Book Value	Net Unrealized Gain/Loss
3130ATTT4	FEDERAL HOME LOAN BANKS	3.090	100.0002	02/03/2023	25,000,000.00	25,000,050.00	25,000,000.00	50.00
313382AX1	FEDERAL HOME LOAN BANKS	2.691	99.7168	03/10/2023	11,750,000.00	11,716,724.00	11,743,439.04	(26,715.04)
3133EL7E8	FEDERAL FARM CREDIT BANKS FUNDING CORP	0.250	99.4579	03/15/2023	10,000,000.00	9,945,790.00	9,999,653.29	(53,863.29)
3133EJKN8	FEDERAL FARM CREDIT BANKS FUNDING CORP	2.719	99.5949	04/11/2023	10,000,000.00	9,959,490.00	9,999,632.90	(40,142.90)
3133ENEW6	FEDERAL FARM CREDIT BANKS FUNDING CORP	0.457	98.6485	05/23/2023	50,000,000.00	49,324,250.00	49,987,563.89	(663,313.89)
3134GXEX8	FEDERAL HOME LOAN MORTGAGE CORP	0.260	98.4908	06/01/2023	10,000,000.00	9,849,080.00	9,999,669.86	(150,589.86)
3134GXEX8	FEDERAL HOME LOAN MORTGAGE CORP	0.256	98.4908	06/01/2023	10,000,000.00	9,849,080.00	9,999,801.70	(150,721.70)
3134GXEX8	FEDERAL HOME LOAN MORTGAGE CORP	0.270	98.4908	06/01/2023	10,000,000.00	9,849,080.00	9,999,339.72	(150,259.72)
3130A5S81	FEDERAL HOME LOAN BANKS	2.201	99.0925	06/09/2023	10,000,000.00	9,909,250.00	10,000,000.00	(90,750.00)
3130A54G1	FEDERAL HOME LOAN BANKS	2.289	99.1304	06/09/2023	10,000,000.00	9,913,040.00	10,000,000.00	(86,960.00)
3130A54T3	FEDERAL HOME LOAN BANKS	2.325	99.1311	06/12/2023	10,000,000.00	9,913,110.00	10,000,000.00	(86,890.00)
3133EMKG6	FEDERAL FARM CREDIT BANKS FUNDING CORP	0.200	98.2879	06/15/2023	15,000,000.00	14,743,185.00	15,000,000.00	(256,815.00)
3130AUNE0	FEDERAL HOME LOAN BANKS	4.780	99.9709	06/26/2023	15,000,000.00	14,995,635.00	15,000,000.00	(4,365.00)
3130AUNE0	FEDERAL HOME LOAN BANKS	4.780	99.9709	06/26/2023	10,000,000.00	9,997,090.00	10,000,000.00	(2,910.00)
3130ATEU7	FEDERAL HOME LOAN BANKS	4.017	99.6977	06/29/2023	25,000,000.00	24,924,425.00	25,000,000.00	(75,575.00)
3134GXHH0	FEDERAL HOME LOAN MORTGAGE CORP	0.220	98.0966	06/30/2023	10,000,000.00	9,809,660.00	10,000,000.00	(190,340.00)
3132X03B5	FEDERAL AGRICULTURAL MORTGAGE CORP	2.960	99.1835	06/30/2023	10,000,000.00	9,918,350.00	9,995,681.35	(77,331.35)
3130QAQ66	FEDERAL HOME LOAN BANKS	0.500	98.2097	06/30/2023	50,000,000.00	49,104,850.00	50,000,000.00	(895,150.00)
3130QA7C1	FEDERAL HOME LOAN BANKS	0.500	98.2097	06/30/2023	50,000,000.00	49,104,850.00	50,000,000.00	(895,150.00)
3130ATLN5	FEDERAL HOME LOAN BANKS	4.308	99.7663	07/27/2023	25,000,000.00	24,941,575.00	25,000,000.00	(58,425.00)
3133EL3E2	FEDERAL FARM CREDIT BANKS FUNDING CORP	0.320	97.6115	08/10/2023	15,945,000.00	15,564,153.68	15,945,000.00	(380,846.33)
3130ATRJ8	FEDERAL HOME LOAN BANKS	4.680	99.8695	08/15/2023	25,000,000.00	24,967,375.00	24,997,190.68	(29,815.68)
3130ATY24	FEDERAL HOME LOAN BANKS	4.840	99.9649	08/15/2023	50,000,000.00	49,982,450.00	50,000,000.00	(17,550.00)
3136G4K51	FEDERAL NATIONAL MORTGAGE ASSOCIATION	0.310	97.5204	08/17/2023	15,000,000.00	14,628,060.00	15,000,000.00	(371,940.00)
3135G0U43	FEDERAL NATIONAL MORTGAGE ASSOCIATION	2.345	98.8001	09/12/2023	30,000,000.00	29,640,030.00	30,093,801.96	(453,771.96)
3130ATEZ6	FEDERAL HOME LOAN BANKS	4.200	99.5461	09/20/2023	15,000,000.00	14,931,915.00	15,000,000.00	(68,085.00)
3133EMLE0	FEDERAL FARM CREDIT BANKS FUNDING CORP	0.190	97.0037	09/22/2023	10,000,000.00	9,700,370.00	10,000,000.00	(299,630.00)
3130ATBH9	FEDERAL HOME LOAN BANKS	3.700	99.2226	09/27/2023	20,000,000.00	19,844,520.00	20,000,000.00	(155,480.00)
3130ASLE7	FEDERAL HOME LOAN BANKS	3.203	98.8974	09/29/2023	25,000,000.00	24,724,350.00	25,000,000.00	(275,650.00)
3130ATES2	FEDERAL HOME LOAN BANKS	4.200	99.5305	09/29/2023	50,000,000.00	49,765,250.00	50,000,000.00	(234,750.00)
3133EJD48	FEDERAL FARM CREDIT BANKS FUNDING CORP	3.092	98.8193	10/02/2023	10,000,000.00	9,881,930.00	9,997,241.94	(115,311.94)
3133EMDM1	FEDERAL FARM CREDIT BANKS FUNDING CORP	0.270	96.7091	10/20/2023	10,000,000.00	9,670,910.00	10,000,000.00	(329,090.00)
3130AUH23	FEDERAL HOME LOAN BANKS	5.011	100.1089	10/27/2023	25,000,000.00	25,027,225.00	25,000,000.00	27,225.00
3137EAEZ8	FEDERAL HOME LOAN MORTGAGE CORP	0.280	96.5922	11/06/2023	10,000,000.00	9,659,220.00	9,997,714.49	(338,494.49)
3135G06F5	FEDERAL NATIONAL MORTGAGE ASSOCIATION	0.310	96.4288	11/16/2023	5,000,000.00	4,821,440.00	5,000,000.00	(178,560.00)
3134GKBL7	FEDERAL HOME LOAN MORTGAGE CORP	0.325	96.4212	11/16/2023	15,000,000.00	14,463,180.00	14,997,037.68	(533,857.68)
3135GA3N9	FEDERAL NATIONAL MORTGAGE ASSOCIATION	0.300	96.4212	11/16/2023	10,000,000.00	9,642,120.00	10,000,000.00	(357,880.00)
3133EN2T6	FEDERAL FARM CREDIT BANKS FUNDING CORP	4.800	99.8558	11/21/2023	15,000,000.00	14,978,370.00	14,994,189.45	(15,819.45)
3134GXCA0	FEDERAL HOME LOAN MORTGAGE CORP	0.328	96.3507	11/24/2023	10,710,000.00	10,319,159.97	10,709,269.39	(390,109.42)
3134GXCA0	FEDERAL HOME LOAN MORTGAGE CORP	0.328	96.3507	11/24/2023	10,000,000.00	9,635,070.00	9,999,323.43	(364,253.43)
3130APXH3	FEDERAL HOME LOAN BANKS	2.589	96.7000	11/27/2023	20,000,000.00	19,340,000.00	19,715,160.29	(375,160.29)
3133EMHL9	FEDERAL FARM CREDIT BANKS FUNDING CORP	0.310	96.2784	11/30/2023	10,000,000.00	9,627,840.00	10,000,000.00	(372,160.00)
3133EMJQ6	FEDERAL FARM CREDIT BANKS FUNDING CORP	0.253	96.1679	12/08/2023	9,931,000.00	9,550,434.15	9,931,007.27	(380,573.12)
3133EMKW1	FEDERAL FARM CREDIT BANKS FUNDING CORP	0.235	95.9674	12/21/2023	20,000,000.00	19,193,480.00	19,995,558.27	(802,078.27)
3133EMKW1	FEDERAL FARM CREDIT BANKS FUNDING CORP	0.235	95.9674	12/21/2023	10,000,000.00	9,596,740.00	9,997,785.22	(401,045.22)
3130AKFP0	FEDERAL HOME LOAN BANKS	0.235	95.9393	12/22/2023	15,000,000.00	14,390,895.00	14,994,035.12	(603,140.12)
3130AQF57	FEDERAL HOME LOAN BANKS	0.736	96.3912	12/22/2023	25,000,000.00	24,097,800.00	24,975,589.04	(877,789.04)
3130AUE67	FEDERAL HOME LOAN BANKS	4.838	99.9455	12/27/2023	25,000,000.00	24,986,375.00	24,980,740.36	5,634.64
3130AKL79	FEDERAL HOME LOAN BANKS	0.250	95.9258	12/28/2023	10,000,000.00	9,592,580.00	10,000,000.00	(407,420.00)
3133EMLT7	FEDERAL FARM CREDIT BANKS FUNDING CORP	0.235	95.8907	12/28/2023	15,000,000.00	14,383,605.00	14,996,599.65	(612,994.65)
3133EMLT7	FEDERAL FARM CREDIT BANKS FUNDING CORP	0.244	95.8907	12/28/2023	10,000,000.00	9,589,070.00	9,996,943.91	(407,873.91)
3130ASKB4	FEDERAL HOME LOAN BANKS	3.350	98.7032	12/29/2023	25,000,000.00	24,675,800.00	25,000,000.00	(324,200.00)
3133EN5M8	FEDERAL FARM CREDIT BANKS FUNDING CORP	4.875	100.0677	01/10/2024	25,000,000.00	25,016,925.00	25,000,000.00	16,925.00
3130AUM92	FEDERAL HOME LOAN BANKS	4.847	99.9634	01/19/2024	25,000,000.00	24,990,850.00	24,977,361.10	13,488.90
3134GWCW6	FEDERAL HOME LOAN MORTGAGE CORP	0.420	95.8738	01/24/2024	15,000,000.00	14,381,070.00	15,000,000.00	(618,930.00)
3130AUQC1	FEDERAL HOME LOAN BANKS	4.875	100.0939	01/30/2024	25,000,000.00	25,023,475.00	25,000,000.00	23,475.00
3130AUQC1	FEDERAL HOME LOAN BANKS	4.875	100.0939	01/30/2024	25,000,000.00	25,023,475.00	25,000,000.00	23,475.00
3135GA5A5	FEDERAL NATIONAL MORTGAGE ASSOCIATION	0.350	95.3508	02/23/2024	20,000,000.00	19,070,160.00	20,000,000.00	(929,840.00)
3133ELN39	FEDERAL FARM CREDIT BANKS FUNDING CORP	1.542	96.6105	02/28/2024	5,000,000.00	4,830,525.00	5,000,000.00	(169,475.00)
3136G4Z97	FEDERAL NATIONAL MORTGAGE ASSOCIATION	0.375	95.3453	02/28/2024	10,000,000.00	9,534,530.00	10,000,000.00	(465,470.00)
3130ARH69	FEDERAL HOME LOAN BANKS	2.180	97.2814	02/28/2024	7,000,000.00	6,809,698.00	6,995,562.89	(185,864.89)
3133ENRR3	FEDERAL FARM CREDIT BANKS FUNDING CORP	1.764	96.6435	03/14/2024	20,000,000.00	19,328,700.00	19,969,711.63	(641,011.63)
3133EMTW2	FEDERAL FARM CREDIT BANKS FUNDING CORP	0.307	95.1705	03/18/2024	25,000,000.00	23,792,625.00	24,997,988.26	(1,205,363.26)
3130AKKF2	FEDERAL HOME LOAN BANKS	0.279	94.9359	03/28/2024	15,000,000.00	14,240,385.00	14,998,398.31	(758,013.31)
3130AKKF2	FEDERAL HOME LOAN BANKS	0.270	94.9359	03/28/2024	10,000,000.00	9,493,590.00	10,000,000.00	(506,410.00)
3130AKKF2	FEDERAL HOME LOAN BANKS	0.270	94.9359	03/28/2024	15,000,000.00	14,240,385.00	15,000,000.00	(759,615.00)
3136G43W1	FEDERAL NATIONAL MORTGAGE ASSOCIATION	0.320	94.9915	03/28/2024	10,000,000.00	9,499,150.00	10,000,000.00	(500,850.00)
3130ARF55	FEDERAL HOME LOAN BANKS	2.000	96.9563	03/28/2024	10,000,000.00	9,695,630.00	10,000,000.00	(304,370.00)
3133EMVD1	FEDERAL FARM CREDIT BANKS FUNDING CORP	0.330	94.9200	04/05/2024	10,000,000.00	9,492,000.00	10,000,000.00	(508,000.00)
3130ALJT3	FEDERAL HOME LOAN BANKS	0.375	94.9404	04/08/2024	10,000,000.00	9,494,040.00	10,000,000.00	(505,960.00)
3133ENU57	FEDERAL FARM CREDIT BANKS FUNDING CORP	2.580	97.4931	04/18/2024	10,000,000.00	9,749,310.00	10,000,000.00	(250,690.00)
3133ENU57	FEDERAL FARM CREDIT BANKS FUNDING CORP	2.721	97.4931	04/18/2024	10,256,274.12	10,502,611.40	10,502,611.40	(246,337.28)
3134GVAL0	FEDERAL HOME LOAN MORTGAGE CORP	0.500	94.8434	04/29/2024	15,000,000.00	14,226,510.00	15,000,000.00	(773,490.00)
3135GA2P5	FEDERAL NATIONAL MORTGAGE ASSOCIATION	0.356	94.6133	05/03/2024	3,500,000.00	3,311,465.50	3,499,748.07	(188,282.57)
3135GA3C3	FEDERAL NATIONAL MORTGAGE ASSOCIATION	0.350	94.4795	05/17/2024	10,000,000.00	9,447,950.00	10,000,000.00	(552,050.00)
3135GA3C3	FEDERAL NATIONAL MORTGAGE ASSOCIATION	0.350	94.4795	05/17/2024	10,000,000.00	9,447,950.00	10,000,000.00	(552,050.00)
3134GXCF9	FEDERAL HOME LOAN MORTGAGE CORP	0.400	94.4756	05/24/2024	10,000,000.00	9,447,560.00	10,000,000.00	(552,440.00)
3134GXCF9	FEDERAL HOME LOAN MORTGAGE CORP	0.400	94.4756	05/24/2024	10,000,000.00	9,447,560.00	10,000,000.00	(552,440.00)
3134GVYX0	FEDERAL HOME LOAN MORTGAGE CORP	0.500	94.6137	06/03/2024	10,000,000.00	9,461,370.00	10,000,000.00	(538,630.00)
3133ENYX2	FEDERAL FARM CREDIT BANKS FUNDING CORP	3.439	98.1002	06/17/2024	10,000,000.00	9,810,020.00	9,975,071.68	(165,051.68)
3134GXV50	FEDERAL HOME LOAN MORTGAGE CORP	2.900	97.5909	06/21/2024	10,000,000.00	9,759,090.00	10,000,000.00	(240,910.00)
3134GWR32	FEDERAL HOME LOAN MORTGAGE CORP	0.410	94.1843	06/24/2024	10,000,000.00	9,418,430.00	10,000,000.00	(581,570.00)
3130AKLB0	FEDERAL HOME LOAN BANKS	0.260	93.9448	06/28/2024	15,000,000.00	14,091,720.00	15,000,000.00	(908,280.00)
3130AKLB0	FEDERAL HOME LOAN BANKS	0.260	93.9448	06/28/2024	10,000,000.00	9,394,480.00	10,000,000.00	(605,520.00)
3130AQ6U2	FEDERAL HOME LOAN BANKS	1.000	95.0045	06/28/2024	25,000,000.00	23,751,125.00	25,000,000.00	(1,248,875.00)
3134GV3A4	FEDERAL HOME LOAN MORTGAGE CORP	0.500	94.4329	07/01/2024	5,000,000.00	4,721,645.00	5,000,000.00	(278,355.00)
3134GV5R5	FEDERAL HOME LOAN MORTGAGE CORP	0.570	94.2228	07/15/2024	5,000,000.00	4,711,140.00	5,000,000.00	(288,860.00)
3136G4J38	FEDERAL NATIONAL MORTGAGE ASSOCIATION	0.410	93.7031	08/12/2024	15,000,000.00	14,055,465.00	15,000,000.00	(944,535.00)
3133EL4J0	FEDERAL FARM CREDIT BANKS FUNDING CORP	2.882	93.7299	08/19/2024	10,000,000.00	9,372,990.00	9,641,856.47	(26

3133EMPL5	FEDERAL FARM CREDIT BANKS FUNDING CORP	0.320	92.4501	12/23/2024	15,000,000.00	13,867,515.00	15,000,000.00	(1,132,485.00)
3133EMPL5	FEDERAL FARM CREDIT BANKS FUNDING CORP	0.339	92.4501	12/23/2024	10,000,000.00	9,245,010.00	9,996,437.79	(751,427.79)
3133ENK58	FEDERAL FARM CREDIT BANKS FUNDING CORP	1.202	94.0995	01/06/2025	5,000,000.00	4,704,975.00	4,992,730.29	(287,755.29)
3135G0X24	FEDERAL NATIONAL MORTGAGE ASSOCIATION	1.098	95.0087	01/07/2025	10,000,000.00	9,500,870.00	10,099,617.83	(598,747.83)
3134GWET9	FEDERAL HOME LOAN MORTGAGE CORP	0.510	92.7863	01/29/2025	15,000,000.00	13,917,945.00	15,000,000.00	(1,082,055.00)
3133ENPY0	FEDERAL FARM CREDIT BANKS FUNDING CORP	1.764	95.0378	02/25/2025	5,000,000.00	4,751,890.00	4,998,622.26	(246,732.26)
3133EMSC7	FEDERAL FARM CREDIT BANKS FUNDING CORP	0.512	92.1827	03/03/2025	10,000,000.00	9,218,270.00	9,993,484.19	(775,214.19)
3133EMSC7	FEDERAL FARM CREDIT BANKS FUNDING CORP	0.480	92.1827	03/03/2025	5,000,000.00	4,609,135.00	5,000,000.00	(390,865.00)
3130AR4V0	FEDERAL HOME LOAN BANKS	2.150	95.5273	03/14/2025	5,000,000.00	4,776,365.00	5,000,000.00	(223,635.00)
3130ALLP7	FEDERAL HOME LOAN BANKS	0.688	92.4523	03/17/2025	15,000,000.00	13,867,845.00	14,987,990.10	(1,120,145.10)
3130ALLP7	FEDERAL HOME LOAN BANKS	0.701	92.4523	03/17/2025	25,000,000.00	23,113,075.00	24,973,051.69	(1,859,976.69)
3130ALN34	FEDERAL HOME LOAN BANKS	0.700	92.5021	03/24/2025	10,000,000.00	9,250,210.00	10,000,000.00	(749,790.00)
3134GWT22	FEDERAL HOME LOAN MORTGAGE CORP	0.475	91.9900	03/24/2025	15,000,000.00	13,798,500.00	15,000,000.00	(1,201,500.00)
3130ALNK6	FEDERAL HOME LOAN BANKS	0.625	92.3433	03/25/2025	10,000,000.00	9,234,330.00	10,000,000.00	(765,670.00)
3130ALKF0	FEDERAL HOME LOAN BANKS	0.625	92.3433	03/25/2025	10,000,000.00	9,234,330.00	10,000,000.00	(765,670.00)
3130ALKF0	FEDERAL HOME LOAN BANKS	0.625	92.3433	03/25/2025	10,000,000.00	9,234,330.00	10,000,000.00	(765,670.00)
3130AR7D7	FEDERAL HOME LOAN BANKS	2.050	95.2488	03/25/2025	5,000,000.00	4,762,440.00	5,000,000.00	(237,560.00)
3134GWP26	FEDERAL HOME LOAN MORTGAGE CORP	0.500	92.0095	03/28/2025	10,000,000.00	9,200,950.00	10,000,000.00	(799,050.00)
3133EMUP5	FEDERAL FARM CREDIT BANKS FUNDING CORP	0.710	92.4632	04/01/2025	10,000,000.00	9,246,320.00	10,000,000.00	(753,680.00)
3133EMUP5	FEDERAL FARM CREDIT BANKS FUNDING CORP	0.710	92.4632	04/01/2025	10,000,000.00	9,246,320.00	10,000,000.00	(753,680.00)
3130ALWL4	FEDERAL HOME LOAN BANKS	0.720	92.4338	04/08/2025	15,000,000.00	13,865,070.00	15,000,000.00	(1,134,930.00)
3130ALDX9	FEDERAL HOME LOAN BANKS	0.500	91.5800	05/23/2025	14,750,000.00	13,508,050.00	14,750,000.00	(1,241,950.00)
3134GVRV2	FEDERAL HOME LOAN MORTGAGE CORP	0.750	92.1553	05/27/2025	10,000,000.00	9,215,530.00	10,000,000.00	(784,470.00)
3134GVWM6	FEDERAL HOME LOAN MORTGAGE CORP	0.730	92.1049	05/28/2025	5,000,000.00	4,605,245.00	5,000,000.00	(394,755.00)
3134GVWM6	FEDERAL HOME LOAN MORTGAGE CORP	0.730	92.1049	05/28/2025	10,000,000.00	9,210,490.00	10,000,000.00	(789,510.00)
3134GVB31	FEDERAL HOME LOAN MORTGAGE CORP	0.760	92.1485	05/28/2025	15,000,000.00	13,822,275.00	14,996,507.17	(1,174,232.17)
3130ARS6	FEDERAL HOME LOAN BANKS	2.900	96.6662	05/29/2025	10,000,000.00	9,666,620.00	10,000,000.00	(333,380.00)
3134GVE95	FEDERAL HOME LOAN MORTGAGE CORP	0.650	92.1920	06/09/2025	15,000,000.00	13,828,800.00	15,000,000.00	(1,171,200.00)
3133ELH80	FEDERAL FARM CREDIT BANKS FUNDING CORP	0.680	91.8608	06/10/2025	5,025,000.00	4,616,005.20	5,025,000.00	(408,994.80)
3134GWP91	FEDERAL HOME LOAN MORTGAGE CORP	0.500	91.3554	06/16/2025	5,000,000.00	4,567,770.00	5,000,000.00	(432,230.00)
3130ALH20	FEDERAL HOME LOAN BANKS	0.530	91.4707	06/18/2025	10,000,000.00	9,147,070.00	10,000,000.00	(852,930.00)
3135GAAZ4	FEDERAL NATIONAL MORTGAGE ASSOCIATION	0.500	91.2944	06/24/2025	10,000,000.00	9,129,440.00	10,000,000.00	(870,560.00)
3134GXYR9	FEDERAL HOME LOAN MORTGAGE CORP	3.560	97.6931	06/27/2025	10,000,000.00	9,769,310.00	10,000,000.00	(230,690.00)
3136G4XK4	FEDERAL NATIONAL MORTGAGE ASSOCIATION	0.650	91.6522	06/30/2025	5,000,000.00	4,582,610.00	5,000,000.00	(417,390.00)
3130ALU93	FEDERAL HOME LOAN BANKS	0.750	91.8786	06/30/2025	10,000,000.00	9,187,860.00	10,000,000.00	(812,140.00)
3136G4XZ1	FEDERAL NATIONAL MORTGAGE ASSOCIATION	0.740	91.8555	06/30/2025	5,000,000.00	4,592,775.00	5,000,000.00	(407,225.00)
3136G4XR9	FEDERAL NATIONAL MORTGAGE ASSOCIATION	0.740	91.8075	07/07/2025	14,900,000.00	13,679,317.50	14,900,000.00	(1,220,682.50)
3136G4YU1	FEDERAL NATIONAL MORTGAGE ASSOCIATION	0.730	91.7296	07/15/2025	15,000,000.00	13,759,440.00	15,000,000.00	(1,240,560.00)
3136G4C27	FEDERAL NATIONAL MORTGAGE ASSOCIATION	0.700	91.5634	07/29/2025	15,000,000.00	13,734,510.00	15,000,000.00	(1,265,490.00)
3136G4D75	FEDERAL NATIONAL MORTGAGE ASSOCIATION	0.600	91.3302	07/29/2025	10,000,000.00	9,133,020.00	10,000,000.00	(866,980.00)
3136G4F32	FEDERAL NATIONAL MORTGAGE ASSOCIATION	0.600	91.3302	07/29/2025	10,000,000.00	9,133,020.00	10,000,000.00	(866,980.00)
3136G4B77	FEDERAL NATIONAL MORTGAGE ASSOCIATION	0.700	91.5200	08/04/2025	10,000,000.00	9,152,000.00	10,000,000.00	(848,000.00)
3136G4B77	FEDERAL NATIONAL MORTGAGE ASSOCIATION	0.700	91.5200	08/04/2025	15,000,000.00	13,728,000.00	15,000,000.00	(1,272,000.00)
3136G4H63	FEDERAL NATIONAL MORTGAGE ASSOCIATION	0.550	91.0602	08/19/2025	15,000,000.00	13,659,030.00	15,000,000.00	(1,340,970.00)
3134GWLW4	FEDERAL HOME LOAN MORTGAGE CORP	0.625	91.2470	08/19/2025	10,000,000.00	9,124,700.00	10,000,000.00	(875,300.00)
3130ALFN9	FEDERAL HOME LOAN BANKS	0.550	91.0398	08/25/2025	5,000,000.00	4,551,990.00	5,000,000.00	(448,010.00)
3136G4X40	FEDERAL NATIONAL MORTGAGE ASSOCIATION	0.600	91.1526	08/26/2025	10,000,000.00	9,115,260.00	10,000,000.00	(884,740.00)
3136G4Z29	FEDERAL NATIONAL MORTGAGE ASSOCIATION	0.625	91.2057	08/27/2025	5,000,000.00	4,560,285.00	5,000,000.00	(439,715.00)
3136G4Q97	FEDERAL NATIONAL MORTGAGE ASSOCIATION	0.650	91.2657	08/27/2025	8,650,000.00	7,894,483.05	8,650,000.00	(755,516.95)
3134GWL38	FEDERAL HOME LOAN MORTGAGE CORP	0.540	90.8638	09/15/2025	10,000,000.00	9,086,380.00	10,000,000.00	(913,620.00)
3134GWL38	FEDERAL HOME LOAN MORTGAGE CORP	0.540	90.8638	09/15/2025	15,000,000.00	13,629,570.00	15,000,000.00	(1,370,430.00)
3137EAXE3	FEDERAL HOME LOAN MORTGAGE CORP	0.497	90.8849	09/23/2025	5,000,000.00	4,544,085.00	5,000,000.00	(455,915.00)
3134GWTG1	FEDERAL HOME LOAN MORTGAGE CORP	0.600	90.8817	09/30/2025	10,000,000.00	9,088,490.00	9,968,154.92	(879,664.92)
3135G06A6	FEDERAL NATIONAL MORTGAGE ASSOCIATION	0.580	90.6908	10/20/2025	10,000,000.00	9,069,080.00	10,000,000.00	(930,920.00)
3135G06A6	FEDERAL NATIONAL MORTGAGE ASSOCIATION	0.587	90.6908	10/20/2025	10,000,000.00	9,069,080.00	9,998,080.55	(929,000.55)
3134GZWV1	FEDERAL HOME LOAN MORTGAGE CORP	1.238	90.8542	10/22/2025	15,000,000.00	13,628,130.00	14,766,208.04	(1,138,078.04)
3136G4S53	FEDERAL NATIONAL MORTGAGE ASSOCIATION	0.540	90.5395	10/27/2025	10,000,000.00	9,053,950.00	10,000,000.00	(946,050.00)
3134GW3X2	FEDERAL HOME LOAN MORTGAGE CORP	0.625	90.7561	10/27/2025	10,000,000.00	9,075,610.00	10,000,000.00	(924,390.00)
3134GW3Z7	FEDERAL HOME LOAN MORTGAGE CORP	0.600	90.6855	10/28/2025	10,000,000.00	9,068,550.00	10,000,000.00	(931,450.00)
3134GW3Y0	FEDERAL HOME LOAN MORTGAGE CORP	0.550	90.5579	10/28/2025	10,000,000.00	9,055,790.00	10,000,000.00	(944,210.00)
3136G46S7	FEDERAL NATIONAL MORTGAGE ASSOCIATION	0.560	90.5834	10/28/2025	5,000,000.00	4,529,170.00	5,000,000.00	(470,830.00)
3135G06C2	FEDERAL NATIONAL MORTGAGE ASSOCIATION	0.600	90.6785	10/29/2025	10,000,000.00	9,067,850.00	10,000,000.00	(932,150.00)
3135G06C2	FEDERAL NATIONAL MORTGAGE ASSOCIATION	0.604	90.6785	10/29/2025	10,000,000.00	9,067,850.00	9,998,902.92	(931,052.92)
3136G46N8	FEDERAL NATIONAL MORTGAGE ASSOCIATION	0.600	90.6785	10/29/2025	5,000,000.00	4,533,925.00	5,000,000.00	(466,075.00)
3135GA2N0	FEDERAL NATIONAL MORTGAGE ASSOCIATION	0.550	90.5308	11/04/2025	10,000,000.00	9,053,080.00	10,000,000.00	(946,920.00)
3135G06G3	FEDERAL NATIONAL MORTGAGE ASSOCIATION	0.573	90.9319	11/07/2025	14,000,000.00	12,730,466.00	13,972,183.93	(1,241,717.93)
3134GXB55	FEDERAL HOME LOAN MORTGAGE CORP	0.600	90.6033	11/12/2025	5,000,000.00	4,530,165.00	5,000,000.00	(469,835.00)
3134GXB55	FEDERAL HOME LOAN MORTGAGE CORP	0.600	90.6033	11/12/2025	5,000,000.00	4,530,165.00	5,000,000.00	(469,835.00)
3135GAZ23	FEDERAL NATIONAL MORTGAGE ASSOCIATION	0.560	90.4644	11/17/2025	5,000,000.00	4,523,220.00	5,000,000.00	(476,780.00)
3135GAZ23	FEDERAL NATIONAL MORTGAGE ASSOCIATION	0.560	90.4644	11/17/2025	5,000,000.00	4,523,220.00	5,000,000.00	(476,780.00)
3135GAZ23	FEDERAL NATIONAL MORTGAGE ASSOCIATION	0.560	90.4644	11/17/2025	10,000,000.00	9,046,440.00	10,000,000.00	(953,560.00)
3135GA4P3	FEDERAL NATIONAL MORTGAGE ASSOCIATION	0.650	90.6912	11/18/2025	20,000,000.00	18,138,240.00	20,000,000.00	(1,861,760.00)
3135GA3Z2	FEDERAL NATIONAL MORTGAGE ASSOCIATION	0.600	90.5124	11/25/2025	15,000,000.00	13,576,860.00	15,000,000.00	(1,423,140.00)
3133EMLR1	FEDERAL FARM CREDIT BANKS FUNDING CORP	0.506	89.9733	12/23/2025	12,430,000.00	11,183,681.19	12,427,840.24	(1,244,159.05)
3134GXHL1	FEDERAL HOME LOAN MORTGAGE CORP	0.700	90.5394	12/30/2025	10,000,000.00	9,053,940.00	10,000,000.00	(946,060.00)
3130AL2G8	FEDERAL HOME LOAN BANKS	0.615	89.4708	02/18/2026	5,000,000.00	4,473,540.00	4,997,712.92	(524,172.92)
3130ALBX1	FEDERAL HOME LOAN BANKS	0.580	89.3785	02/23/2026	10,000,000.00	8,937,850.00	10,000,000.00	(1,062,150.00)
3130ALCV4	FEDERAL HOME LOAN BANKS	2.112	89.8783	02/24/2026	25,000,000.00	22,469,575.00	24,005,784.75	(1,536,209.75)
3130AL6K5	FEDERAL HOME LOAN BANKS	0.580	89.3640	02/25/2026	6,000,000.00	5,361,840.00	6,000,000.00	(638,160.00)
3130ALEM2	FEDERAL HOME LOAN BANKS	0.790	90.0114	02/25/2026	10,000,000.00	9,001,140.00	10,000,000.00	(998,860.00)
3130ALEM2	FEDERAL HOME LOAN BANKS	0.790	90.0114	02/25/2026	15,000,000.00	13,501,710.00	15,000,000.00	(1,498,290.00)
3130ALGR9	FEDERAL HOME LOAN BANKS	0.850	90.2281	02/26/2026	10,000,000.00	9,022,810.00	10,000,000.00	(977,190.00)
3130ALEY6	FEDERAL HOME LOAN BANKS	3.157	89.9971	03/04/2026	16,160,000.00	14,543,531.36	15,056,252.59	(512,721.23)
3130ALHH0	FEDERAL HOME LOAN BANKS	3.040	90.5543	03/05/2026	10,500,000.00	9,508,201.50	9,868,096.63	(359,895.13)
3130ALEH3	FEDERAL HOME LOAN BANKS	0.700	89.6023	03/16/2026	25,000,000.00	22,400,575.00	25,000,000.00	(2,599,425.00)
3130ALH56	FEDERAL HOME LOAN BANKS	0.750	89.7328	03/18/2026	10,000,000.00	8,973,280.00	10,000,000.00	(1,026,720.00)
3130ALH56	FEDERAL HOME LOAN BANKS	0.750	89.7328	03/18/2026	10,000,000.00	8,973,280.00	10,000,000.00	(1,026,720.00)
3130ALHG2	FEDERAL HOME LOAN BANKS	0.750	89.7328	03/18/2026	10,000,000.00	8,973,280.00	10,000,000.00	(1,026,720.00)
3130ALFW9	FEDERAL HOME LOAN BANKS	0.790	89.8753	03/18/2026	15,000,000.00	13,481,295.00	15,000,000.00	(1,518,705.00)
3130ALGJ7	FEDERAL HOME LOAN BANKS	1.000	90.5584	03/23/2026	14,625,000.0			



3130AN3R9	FEDERAL HOME LOAN BANKS	1.130	90.3659	07/20/2026	10,000,000.00	9,036,590.00	10,000,000.00	(963,410.00)
3133ENB66	FEDERAL FARM CREDIT BANKS FUNDING CORP	3.174	97.6684	07/20/2026	10,000,000.00	9,766,840.00	9,992,207.39	(225,367.39)
3130ANB7	FEDERAL HOME LOAN BANKS	1.000	89.8261	07/22/2026	15,000,000.00	13,473,915.00	15,000,000.00	(1,526,085.00)
3130ANAJ9	FEDERAL HOME LOAN BANKS	1.000	89.7963	07/27/2026	10,000,000.00	8,979,630.00	10,000,000.00	(1,020,370.00)
3130ANAJ9	FEDERAL HOME LOAN BANKS	1.000	89.7963	07/27/2026	15,000,000.00	13,469,445.00	15,000,000.00	(1,530,555.00)
3133ENC99	FEDERAL FARM CREDIT BANKS FUNDING CORP	3.629	97.4526	07/27/2026	20,000,000.00	19,490,520.00	20,029,090.91	(538,570.91)
3133ENV72	FEDERAL FARM CREDIT BANKS FUNDING CORP	4.590	102.0227	07/27/2026	5,000,000.00	5,101,135.00	4,986,039.59	115,095.41
3133ENV72	FEDERAL FARM CREDIT BANKS FUNDING CORP	4.638	102.0227	07/27/2026	5,000,000.00	5,101,135.00	4,978,443.83	122,691.17
3133ENV72	FEDERAL FARM CREDIT BANKS FUNDING CORP	4.477	102.0227	07/27/2026	5,000,000.00	5,101,135.00	5,003,962.71	97,172.29
3133END80	FEDERAL FARM CREDIT BANKS FUNDING CORP	2.873	97.1591	08/03/2026	10,000,000.00	9,715,910.00	10,041,670.36	(325,760.36)
3130ANFD7	FEDERAL HOME LOAN BANKS	1.000	89.7383	08/05/2026	10,000,000.00	8,973,830.00	10,000,000.00	(1,026,170.00)
3134GX4V3	FEDERAL HOME LOAN MORTGAGE CORP	5.002	99.9652	08/10/2026	4,500,000.00	4,498,434.00	4,500,000.00	(1,566.00)
3130ANE48	FEDERAL HOME LOAN BANKS	1.000	89.6666	08/17/2026	10,000,000.00	8,966,660.00	10,000,000.00	(1,033,340.00)
3130ANMH0	FEDERAL HOME LOAN BANKS	1.100	90.0611	08/20/2026	10,000,000.00	9,006,110.00	10,000,000.00	(993,890.00)
3130ANMH0	FEDERAL HOME LOAN BANKS	1.668	90.0611	08/20/2026	10,000,000.00	9,006,110.00	9,806,548.29	(800,438.29)
3130ANMH0	FEDERAL HOME LOAN BANKS	3.132	90.0611	08/20/2026	15,000,000.00	13,509,165.00	13,991,121.95	(481,956.95)
3133ENH45	FEDERAL FARM CREDIT BANKS FUNDING CORP	3.137	97.5259	08/24/2026	5,000,000.00	4,876,295.00	4,998,041.99	(121,746.99)
3133ENH45	FEDERAL FARM CREDIT BANKS FUNDING CORP	3.294	97.5259	08/24/2026	5,000,000.00	4,876,295.00	4,972,021.93	(95,726.93)
3130ANPF1	FEDERAL HOME LOAN BANKS	1.000	89.6193	08/25/2026	10,000,000.00	8,961,930.00	10,000,000.00	(1,038,070.00)
3130ANSC5	FEDERAL HOME LOAN BANKS	1.000	89.6131	08/26/2026	15,000,000.00	13,441,965.00	15,000,000.00	(1,558,035.00)
3130ANT59	FEDERAL HOME LOAN BANKS	1.000	89.6134	08/26/2026	15,000,000.00	13,442,010.00	15,000,000.00	(1,557,990.00)
3130ATHF5	FEDERAL HOME LOAN BANKS	3.941	99.6150	09/11/2026	5,000,000.00	4,980,750.00	4,968,424.14	12,325.86
3130ATHV2	FEDERAL HOME LOAN BANKS	4.312	101.2853	09/11/2026	1,000,000.00	1,012,853.00	997,973.71	14,879.29
3130AP5M3	FEDERAL HOME LOAN BANKS	1.040	89.6401	09/28/2026	15,000,000.00	13,446,015.00	15,000,000.00	(1,553,985.00)
3130APAD7	FEDERAL HOME LOAN BANKS	1.035	89.6711	09/28/2026	15,000,000.00	13,450,665.00	15,000,000.00	(1,549,335.00)
3130ANYN4	FEDERAL HOME LOAN BANKS	1.000	89.4011	09/30/2026	10,000,000.00	8,940,110.00	10,000,000.00	(1,059,890.00)
3133ENT67	FEDERAL FARM CREDIT BANKS FUNDING CORP	4.318	100.9994	10/19/2026	5,000,000.00	5,049,970.00	4,988,491.17	61,478.83
3133ENT67	FEDERAL FARM CREDIT BANKS FUNDING CORP	4.318	100.9994	10/19/2026	5,000,000.00	5,049,970.00	4,988,491.17	61,478.83
3133ENBK5	FEDERAL FARM CREDIT BANKS FUNDING CORP	1.249	89.8446	10/20/2026	10,000,000.00	8,984,460.00	9,960,639.50	(976,179.50)
3133ENBK5	FEDERAL FARM CREDIT BANKS FUNDING CORP	1.340	89.8446	10/20/2026	10,000,000.00	8,984,460.00	9,928,260.99	(943,800.99)
3133EN7A2	FEDERAL FARM CREDIT BANKS FUNDING CORP	3.827	98.9693	10/26/2026	4,300,000.00	4,255,679.90	4,270,245.98	(14,566.08)
3134GW4C7	FEDERAL HOME LOAN MORTGAGE CORP	3.046	88.4376	10/27/2026	20,000,000.00	17,687,520.00	18,443,513.38	(755,993.38)
3134GW4C7	FEDERAL HOME LOAN MORTGAGE CORP	3.092	88.4376	10/27/2026	20,000,000.00	17,687,520.00	18,406,487.56	(718,967.56)
3134GW4C7	FEDERAL HOME LOAN MORTGAGE CORP	3.488	88.4376	10/27/2026	5,000,000.00	4,421,880.00	4,536,660.93	(114,780.93)
3134GW6C5	FEDERAL HOME LOAN MORTGAGE CORP	3.122	88.4312	10/28/2026	15,000,000.00	13,264,680.00	13,793,955.64	(529,275.64)
3130ARUF6	FEDERAL HOME LOAN BANKS	3.125	96.3294	10/29/2026	10,000,000.00	9,632,940.00	10,000,000.00	(367,060.00)
3133ENEM8	FEDERAL FARM CREDIT BANKS FUNDING CORP	1.430	90.6808	11/23/2026	10,000,000.00	9,068,080.00	10,000,000.00	(931,920.00)
3130APWW1	FEDERAL HOME LOAN BANKS	1.503	90.9076	11/24/2026	20,000,000.00	18,181,520.00	19,997,704.23	(1,816,184.23)
3130ATV64	FEDERAL HOME LOAN BANKS	3.986	102.3576	12/11/2026	5,000,000.00	5,117,880.00	5,090,422.69	27,457.31
3133EN4G2	FEDERAL FARM CREDIT BANKS FUNDING CORP	3.923	100.3730	12/15/2026	25,000,000.00	25,093,250.00	25,014,748.97	78,501.03
3130AQF65	FEDERAL HOME LOAN BANKS	1.306	90.6762	12/21/2026	10,000,000.00	9,067,620.00	9,978,998.80	(911,378.80)
3130AQAY9	FEDERAL HOME LOAN BANKS	1.500	90.7252	12/30/2026	25,000,000.00	22,681,300.00	25,000,000.00	(2,318,700.00)
3133ENK24	FEDERAL FARM CREDIT BANKS FUNDING CORP	1.908	91.0091	01/11/2027	10,000,000.00	9,100,910.00	9,835,817.58	(734,907.58)
3133ENL21	FEDERAL FARM CREDIT BANKS FUNDING CORP	1.860	91.6429	01/26/2027	10,000,000.00	9,164,290.00	9,969,659.49	(805,369.49)
3130AQH55	FEDERAL HOME LOAN BANKS	1.984	91.3869	01/28/2027	10,000,000.00	9,138,690.00	9,892,476.78	(753,786.78)
3130AQH55	FEDERAL HOME LOAN BANKS	2.086	91.3869	01/28/2027	20,000,000.00	18,277,380.00	19,708,438.02	(1,431,058.02)
3130AQKM4	FEDERAL HOME LOAN BANKS	1.750	91.5486	01/28/2027	11,250,000.00	10,299,217.50	11,250,000.00	(950,782.50)
3130AKYH3	FEDERAL HOME LOAN BANKS	1.746	87.8941	02/10/2027	10,000,000.00	8,789,410.00	9,648,419.96	(859,009.96)
3130AL2X1	FEDERAL HOME LOAN BANKS	3.001	87.9563	02/17/2027	10,000,000.00	8,795,630.00	9,195,798.67	(400,168.67)
3130ALEDD	FEDERAL HOME LOAN BANKS	2.050	88.6689	02/24/2027	15,000,000.00	13,300,335.00	14,406,645.70	(1,106,310.70)
3130ALEDD	FEDERAL HOME LOAN BANKS	3.001	88.6689	02/24/2027	20,000,000.00	17,733,780.00	18,508,000.00	(774,227.18)
3130AQRQ8	FEDERAL HOME LOAN BANKS	2.000	92.2483	02/25/2027	10,000,000.00	9,224,830.00	10,000,000.00	(775,170.00)
3130AQRH8	FEDERAL HOME LOAN BANKS	2.000	92.2483	02/25/2027	5,000,000.00	4,612,415.00	5,000,000.00	(387,585.00)
3130AQRH8	FEDERAL HOME LOAN BANKS	2.000	92.2483	02/25/2027	5,000,000.00	4,612,415.00	5,000,000.00	(387,585.00)
3130AR6U0	FEDERAL HOME LOAN BANKS	2.500	93.7767	03/22/2027	5,000,000.00	4,688,835.00	5,000,000.00	(311,165.00)
3130ARHX2	FEDERAL HOME LOAN BANKS	3.000	95.2857	03/25/2027	10,000,000.00	9,528,570.00	10,000,000.00	(471,430.00)
3130ARHX2	FEDERAL HOME LOAN BANKS	3.000	95.2857	03/25/2027	10,000,000.00	9,528,570.00	10,000,000.00	(471,430.00)
3130ARHX2	FEDERAL HOME LOAN BANKS	3.000	95.2857	03/25/2027	10,000,000.00	9,528,570.00	10,000,000.00	(471,430.00)
3133ENV29	FEDERAL FARM CREDIT BANKS FUNDING CORP	2.913	96.4298	04/26/2027	10,000,000.00	9,642,980.00	9,985,108.43	(342,128.43)
3133ENV67	FEDERAL FARM CREDIT BANKS FUNDING CORP	3.606	99.3465	04/26/2027	8,000,000.00	7,947,720.00	8,006,215.86	(58,495.86)
3133ENV67	FEDERAL FARM CREDIT BANKS FUNDING CORP	3.623	99.3465	04/26/2027	2,000,000.00	1,986,930.00	2,000,272.94	(13,342.94)
3133ENV67	FEDERAL FARM CREDIT BANKS FUNDING CORP	3.744	99.3465	04/26/2027	4,820,000.00	4,788,501.30	4,797,961.79	(9,460.49)
3130ARPV7	FEDERAL HOME LOAN BANKS	3.500	96.4592	04/28/2027	10,000,000.00	9,645,920.00	10,000,000.00	(354,080.00)
3130ARSF9	FEDERAL HOME LOAN BANKS	3.000	95.6672	04/29/2027	10,000,000.00	9,566,720.00	10,000,000.00	(433,280.00)
3130AS3F4	FEDERAL HOME LOAN BANKS	3.770	96.9217	05/26/2027	10,000,000.00	9,692,170.00	10,000,000.00	(307,830.00)
3130ASGU7	FEDERAL HOME LOAN BANKS	3.095	98.9027	06/11/2027	10,000,000.00	9,890,270.00	10,162,470.01	(272,200.01)
3130ASDV8	FEDERAL HOME LOAN BANKS	3.300	96.0536	06/28/2027	10,000,000.00	9,605,360.00	10,000,000.00	(394,640.00)
3130ASH44	FEDERAL HOME LOAN BANKS	4.700	98.6638	06/30/2027	15,000,000.00	14,799,570.00	15,000,000.00	(200,430.00)
3134GXZW7	FEDERAL HOME LOAN MORTGAGE CORP	4.250	98.0592	06/30/2027	10,000,000.00	9,805,920.00	10,000,000.00	(194,080.00)
3130AUAP9	FEDERAL HOME LOAN BANKS	4.450	99.4326	06/30/2027	25,000,000.00	24,858,150.00	25,000,000.00	(141,850.00)
3133ENB33	FEDERAL FARM CREDIT BANKS FUNDING CORP	3.075	97.0582	07/19/2027	10,000,000.00	9,705,820.00	9,989,740.69	(283,920.69)
3134GYDU3	FEDERAL HOME LOAN MORTGAGE CORP	4.720	100.3049	07/30/2027	25,000,000.00	25,076,225.00	25,000,000.00	76,225.00
3130ATHW0	FEDERAL HOME LOAN BANKS	4.239	101.5643	09/10/2027	2,000,000.00	2,031,286.00	1,990,598.05	40,687.95
3130ATHW0	FEDERAL HOME LOAN BANKS	4.241	101.5643	09/10/2027	3,000,000.00	3,046,929.00	2,985,739.57	61,189.43
3133ENL99	FEDERAL FARM CREDIT BANKS FUNDING CORP	3.467	98.4124	09/15/2027	10,000,000.00	9,841,240.00	9,961,289.54	(120,049.54)
3133ENL99	FEDERAL FARM CREDIT BANKS FUNDING CORP	3.830	98.4124	09/15/2027	10,000,000.00	9,841,240.00	9,810,441.30	30,798.70
3130ATET0	FEDERAL HOME LOAN BANKS	3.702	99.7777	09/27/2027	20,000,000.00	19,955,540.00	19,998,139.10	(42,599.10)
3130ATBV8	FEDERAL HOME LOAN BANKS	4.150	98.5343	09/29/2027	5,000,000.00	4,926,715.00	5,000,000.00	(73,285.00)
3130ATBV8	FEDERAL HOME LOAN BANKS	4.150	98.5343	09/29/2027	5,000,000.00	4,926,715.00	5,000,000.00	(73,285.00)
3130ATBV8	FEDERAL HOME LOAN BANKS	4.150	98.5343	09/29/2027	7,225,000.00	7,119,103.18	7,225,000.00	(105,896.83)
3130ATH42	FEDERAL HOME LOAN BANKS	4.700	99.5234	09/29/2027	7,000,000.00	6,966,638.00	7,000,000.00	(33,362.00)
3133ENQ29	FEDERAL FARM CREDIT BANKS FUNDING CORP	4.122	101.0491	09/29/2027	15,000,000.00	15,157,365.00	14,923,916.11	233,448.89
3130ATFA0	FEDERAL HOME LOAN BANKS	5.125	99.4946	09/30/2027	13,000,000.00	12,934,298.00	13,000,000.00	(65,702.00)
3130ATFE0	FEDERAL HOME LOAN BANKS	4.250	98.0618	09/30/2027	15,000,000.00	14,709,270.00	15,000,000.00	(290,730.00)
3133ENS50	FEDERAL FARM CREDIT BANKS FUNDING CORP	4.231	101.6347	10/14/2027	23,775,000.00	24,163,649.93	23,669,475.10	494,174.83
31422XM90	FEDERAL AGRICULTURAL MORTGAGE CORP	4.320	102.2600	10/21/2027	5,000,000.00	5,113,000.00	5,000,000.00	113,000.00
31422XM90	FEDERAL AGRICULTURAL MORTGAGE CORP	4.320	102.2600	10/21/2027	5,000,000.00	5,113,000.00	5,000,000.00	113,000.00
31422XM90	FEDERAL AGRICULTURAL MORTGAGE CORP	4.320	102.2600	10/21/2027	5,000,000.00	5,113,000.00	5,000,000.00	113,000.00
3133ENV23	FEDERAL FARM CREDIT BANKS FUNDING CORP	5.503	99.9890	10/25/2027	5,000,000.00	4,999,450.00	4,995,265.90	4,184.10
3133ENV23	FEDERAL FARM CREDIT BANKS FUNDING CORP	5.503	99.9890	10/25/2027	5,000,000.00	4,999,450.00	4,995,250.28	4,199.73
3130ATNG8	FEDERAL HOME LOAN BANKS	5.000	100.0432	10/27/2027	5,000,00			

3133ENS6	FEDERAL FARM CREDIT BANKS FUNDING CORP	4.000	101.2863	01/06/2028	25,000,000.00	25,321,575.00	25,000,000.00	321,575.00
3133ENS6	FEDERAL FARM CREDIT BANKS FUNDING CORP	3.713	101.2863	01/06/2028	20,000,000.00	20,257,260.00	20,256,315.21	944.79
3133ENS6	FEDERAL FARM CREDIT BANKS FUNDING CORP	3.757	101.2863	01/06/2028	18,000,000.00	18,231,534.00	18,194,292.06	37,241.94
3134GYE5	FEDERAL HOME LOAN MORTGAGE CORP	4.970	99.8790	01/26/2028	10,000,000.00	9,987,900.00	10,000,000.00	(12,100.00)
3134GYG7	FEDERAL HOME LOAN MORTGAGE CORP	5.050	100.0658	01/26/2028	10,000,000.00	10,006,580.00	10,000,000.00	6,580.00
---	---	<b>2.086</b>	<b>95.3235</b>	<b>08/11/2025</b>	<b>4,262,690,250.00</b>	<b>4,062,383,827.51</b>	<b>4,248,328,489.57</b>	<b>(185,944,662.05)</b>

Agency  
AGCY DISC

Cusip	Description	Yield	Market Price	Final Maturity	Par Value	Market Value	Book Value	Net Unrealized Gain/Loss
313384BP3	FEDERAL HOME LOAN BANKS	4.209	99.9284	02/07/2023	50,000,000.00	49,964,200.00	49,965,375.00	(1,175.00)
313384CG2	FEDERAL HOME LOAN BANKS	4.401	99.7132	02/24/2023	15,000,000.00	14,956,980.00	14,958,504.17	(1,524.17)
313384CP2	FEDERAL HOME LOAN BANKS	4.516	99.6233	03/03/2023	25,000,000.00	24,905,825.00	24,907,291.66	(1,466.66)
313384DJ5	FEDERAL HOME LOAN BANKS	3.102	99.3709	03/22/2023	25,000,000.00	24,842,725.00	24,896,215.28	(53,490.28)
313384EG0	FEDERAL HOME LOAN BANKS	1.722	99.0844	04/13/2023	25,000,000.00	24,771,100.00	24,916,180.56	(145,080.56)
313384EQ8	FEDERAL HOME LOAN BANKS	4.595	98.9789	04/21/2023	25,000,000.00	24,744,725.00	24,752,576.39	(7,851.39)
313384EX3	FEDERAL HOME LOAN BANKS	4.560	98.8885	04/28/2023	25,000,000.00	24,722,125.00	24,732,743.05	(10,618.05)
313384FE4	FEDERAL HOME LOAN BANKS	4.115	98.7954	05/05/2023	50,000,000.00	49,397,700.00	49,480,104.17	(82,404.17)
313384FH7	FEDERAL HOME LOAN BANKS	4.636	98.7565	05/08/2023	100,000,000.00	98,756,500.00	98,788,000.00	(31,500.00)
313384FM6	FEDERAL HOME LOAN BANKS	3.938	98.7018	05/12/2023	50,000,000.00	49,350,900.00	49,465,277.78	(114,377.78)
313384FM6	FEDERAL HOME LOAN BANKS	3.938	98.7018	05/12/2023	25,000,000.00	24,675,450.00	24,732,638.89	(57,188.89)
313384FQ7	FEDERAL HOME LOAN BANKS	3.969	98.6629	05/15/2023	25,000,000.00	24,665,725.00	24,722,472.22	(56,747.22)
313384FQ7	FEDERAL HOME LOAN BANKS	4.644	98.6629	05/15/2023	25,000,000.00	24,665,725.00	24,674,548.61	(8,823.61)
313384FT1	FEDERAL HOME LOAN BANKS	2.061	98.6240	05/18/2023	50,000,000.00	49,312,000.00	49,701,138.89	(389,138.89)
313384FY0	FEDERAL HOME LOAN BANKS	2.035	98.5559	05/23/2023	17,189,000.00	16,940,773.65	17,082,736.17	(141,962.52)
313384GF0	FEDERAL HOME LOAN BANKS	4.679	98.4615	05/30/2023	25,000,000.00	24,615,375.00	24,624,694.44	(9,319.44)
313384GG8	FEDERAL HOME LOAN BANKS	4.674	98.4484	05/31/2023	25,000,000.00	24,612,100.00	24,621,927.08	(9,827.08)
313384GG8	FEDERAL HOME LOAN BANKS	4.674	98.4484	05/31/2023	25,000,000.00	24,612,100.00	24,621,927.08	(9,827.08)
313384GG8	FEDERAL HOME LOAN BANKS	4.674	98.4484	05/31/2023	25,000,000.00	24,612,100.00	24,621,928.06	(9,828.06)
313384GM5	FEDERAL HOME LOAN BANKS	4.429	98.3832	06/05/2023	25,000,000.00	24,595,800.00	24,628,000.00	(32,200.00)
313384GW3	FEDERAL HOME LOAN BANKS	4.244	98.2621	06/14/2023	30,000,000.00	29,478,630.00	29,541,150.00	(62,520.00)
313384GX1	FEDERAL HOME LOAN BANKS	4.725	98.2490	06/15/2023	25,000,000.00	24,562,250.00	24,569,618.05	(7,368.05)
313384HF9	FEDERAL HOME LOAN BANKS	4.718	98.1405	06/23/2023	25,000,000.00	24,535,125.00	24,545,402.78	(10,277.78)
313384HL6	FEDERAL HOME LOAN BANKS	4.715	98.0750	06/28/2023	50,000,000.00	49,037,500.00	49,061,854.17	(24,354.17)
313384HR3	FEDERAL HOME LOAN BANKS	4.772	98.0052	07/03/2023	15,000,000.00	14,700,780.00	14,704,550.00	(3,770.00)
313384JW0	FEDERAL HOME LOAN BANKS	4.797	97.6143	08/01/2023	25,000,000.00	24,403,575.00	24,411,750.00	(8,175.00)
313384JZ3	FEDERAL HOME LOAN BANKS	4.806	97.5748	08/04/2023	12,500,000.00	12,196,850.00	12,200,361.11	(3,511.11)
313384KD0	FEDERAL HOME LOAN BANKS	4.775	97.5221	08/08/2023	25,000,000.00	24,380,525.00	24,394,222.22	(13,697.22)
313384KL2	FEDERAL HOME LOAN BANKS	4.644	97.4298	08/15/2023	25,000,000.00	24,357,450.00	24,389,947.92	(32,497.92)
313384KL2	FEDERAL HOME LOAN BANKS	4.802	97.4298	08/15/2023	10,000,000.00	9,742,980.00	9,746,500.00	(3,520.00)
313384KL2	FEDERAL HOME LOAN BANKS	4.785	97.4298	08/15/2023	15,000,000.00	14,614,470.00	14,620,968.75	(6,498.75)
313384LC1	FEDERAL HOME LOAN BANKS	4.121	97.2189	08/31/2023	25,000,000.00	24,304,725.00	24,413,888.89	(109,163.89)
313384LD9	FEDERAL HOME LOAN BANKS	4.786	97.2057	09/01/2023	15,000,000.00	14,588,855.00	14,588,366.67	(7,511.67)
313384LD9	FEDERAL HOME LOAN BANKS	4.786	97.2057	09/01/2023	25,000,000.00	24,301,425.00	24,313,944.44	(12,519.44)
313384LK3	FEDERAL HOME LOAN BANKS	4.773	97.1266	09/07/2023	25,000,000.00	24,281,650.00	24,297,555.56	(15,905.56)
313384LQ0	FEDERAL HOME LOAN BANKS	4.829	97.0671	09/12/2023	12,500,000.00	12,133,387.50	12,136,076.39	(2,688.89)
313384LT4	FEDERAL HOME LOAN BANKS	4.776	97.0276	09/15/2023	25,000,000.00	24,256,900.00	24,271,777.78	(14,877.78)
313384LT4	FEDERAL HOME LOAN BANKS	4.801	97.0276	09/15/2023	10,000,000.00	9,702,760.00	9,706,828.09	(4,068.09)
313384LW7	FEDERAL HOME LOAN BANKS	4.777	96.9882	09/18/2023	70,000,000.00	67,891,740.00	67,933,911.12	(42,171.12)
313384LZ0	FEDERAL HOME LOAN BANKS	4.778	96.9487	09/21/2023	25,000,000.00	24,237,175.00	24,252,445.17	(15,270.17)
313384MH9	FEDERAL HOME LOAN BANKS	4.780	96.8435	09/29/2023	25,000,000.00	24,210,875.00	24,226,666.67	(15,791.67)
313384MH9	FEDERAL HOME LOAN BANKS	4.780	96.8435	09/29/2023	25,000,000.00	24,210,875.00	24,226,666.67	(15,791.67)
313384NE5	FEDERAL HOME LOAN BANKS	4.539	96.5673	10/20/2023	50,000,000.00	48,283,650.00	48,408,625.00	(124,975.00)
313384NM7	FEDERAL HOME LOAN BANKS	4.821	96.4752	10/27/2023	15,000,000.00	14,471,280.00	14,477,400.00	(6,120.00)
313384PG8	FEDERAL HOME LOAN BANKS	4.799	96.2335	11/15/2023	25,000,000.00	24,058,375.00	24,073,229.16	(14,854.16)
313384PG8	FEDERAL HOME LOAN BANKS	4.828	96.2335	11/15/2023	10,000,000.00	9,623,350.00	9,626,900.00	(3,550.00)
313384PM5	FEDERAL HOME LOAN BANKS	4.796	96.1679	11/20/2023	25,000,000.00	24,041,975.00	24,058,097.22	(16,122.22)
---	FEDERAL HOME LOAN BANKS	<b>4.354</b>	<b>98.0533</b>	<b>06/30/2023</b>	<b>1,322,189,000.00</b>	<b>1,296,321,061.15</b>	<b>1,298,092,983.32</b>	<b>(1,771,922.17)</b>

Agency CMO  
FHLMC CMO

Cusip	Description	Yield	Market Price	Final Maturity	Par Value	Market Value	Book Value	Net Unrealized Gain/Loss
3137B3NA2	FHMS K-030 A2	4.517	99.5026	04/25/2023	10,519,153.80	10,466,832.37	10,495,388.95	(28,556.57)
3137BWW2	FHMS K-725 A2	4.878	98.1091	01/25/2024	12,053,908.99	11,825,978.25	11,840,767.46	(14,789.21)
---	---	<b>4.708</b>	<b>98.7639</b>	<b>09/18/2023</b>	<b>22,573,062.79</b>	<b>22,292,810.62</b>	<b>22,336,156.41</b>	<b>(43,345.78)</b>

Agency CMO  
FNMA CMO

Cusip	Description	Yield	Market Price	Final Maturity	Par Value	Market Value	Book Value	Net Unrealized Gain/Loss
3136AW7J0	FNA 2017-M8 A2	3.406	95.4983	05/25/2027	13,074,792.30	12,486,209.08	12,926,154.16	(439,945.08)
<b>3136AW7J0</b>	<b>FNA 2017-M8 A2</b>	<b>3.406</b>	<b>95.4983</b>	<b>05/25/2027</b>	<b>13,074,792.30</b>	<b>12,486,209.08</b>	<b>12,926,154.16</b>	<b>(439,945.08)</b>

Agency MBS  
FHLMC

Cusip	Description	Yield	Market Price	Final Maturity	Par Value	Market Value	Book Value	Net Unrealized Gain/Loss
3137B36J2	FHMS K-029 A2	3.287	99.6531	02/25/2023	1,443,688.76	1,438,681.16	1,443,688.77	(5,007.61)
3137B36J2	FHMS K-029 A2	3.660	99.6531	02/25/2023	2,092,285.43	2,085,028.09	2,092,285.43	(7,257.34)
3137B3XN2	FHMS K-031 A2	3.494	99.4755	04/25/2023	22,177,905.75	22,061,585.30	22,158,411.44	(96,826.14)
3137B4WB8	FHMS K-033 A2	3.422	99.1614	07/25/2023	19,455,472.17	19,455,472.17	19,577,715.52	(122,243.34)
3137B5JM6	FHMS K-034 A2	3.499	99.1887	07/25/2023	24,829,694.50	24,628,259.38	24,807,675.71	(179,416.33)
3137B5KW2	FHMS K-035 A2	3.667	99.1448	08/25/2023	24,562,330.00	24,352,261.41	24,510,715.02	(158,453.61)
3137B7MZ9	FHMS K-036 A2	4.912	98.9231	10/25/2023	14,242,106.07	14,088,732.12	14,101,551.42	(12,819.30)
3137B7YY9	FHMS K-037 A2	4.889	98.6359	01/25/2024	9,500,000.00	9,370,409.93	9,380,699.01	(10,289.08)
3137FMU67	FHMS K-735 A2	3.518	95.9486	05/25/2026	14,900,085.00	14,296,427.28	14,604,213.27	(307,785.99)
3137FNWX4	FHMS K-736 A2	3.655	94.0875	07/25/2026	10,000,000.00	9,408,746.90	9,579,215.24	(170,468.34)
3137BTUM1	FHMS K-061 A2	4.501	97.1973	11/25/2026	9,000,000.00	8,747,752.50	8,646,295.68	(101,456.82)
3137BYLD0	FHMS K-L01 A2E	4.184	96.6996	02/25/2027	15,000,000.00	14,504,941.35	14,509,063.17	(4,121.82)
3137BXYQ1	FHMS K-064 A2	3.154	96.6636	03/25/2027	1,000,000.00	966,636.34	1,001,503.52	(34,867.18)
3137FZLJ3	FHMS K-066 A2	3.111	96.1998	06/25/2027	11,095,000.00	10,673,372.69	11,085,672.23	(412,299.53)
3132XGRH1	FH WN2287	3.945	98.8580	11/01/2027	25,000,000.00	24,714,500.00	24,786,020.07	(71,520.07)
---	---	<b>3.807</b>	<b>98.2202</b>	<b>01/30/2025</b>	<b>204,463,095.52</b>	<b>200,792,806.61</b>	<b>202,284,725.50</b>	<b>(1,491,918.88)</b>

Agency MBS  
FNMA

Cusip	Description	Yield	Market Price	Final Maturity	Par Value	Market Value	Book Value	Net Unrealized Gain/Loss
3138L36P5	FN AM3577	5.568	98.8120	06/01/2023	13,090,521.04	12,935,005.65	12,968,373.57	(33,367.92)
3138LEGR6	FN AN2007	3.059	98.4860	07/01/2023	4,980,467.25	4,905,062.97	4,958,873.82	(53,810.84)
3136AHAG5	FNA 2013-M14 A2	5.541	98.6343	10/25/2023	4,745,693.29	4,680,880.64	4,695,742.88	(14,862.24)
3136AKQM8	FNA 2014-M8 A2	5.910	97.4660	06/25/2024	7,778,833.20	7,581,716.17	7,602,845.95	(21,129.78)
3138LCHR8	FN AN0254	3.738	96.0910	12/01/2025	7,444,487.33	7,153,482.32	7,328,709.49	(175,227.17)
3138LCHR9	FEDERAL NATIONAL MORTGAGE ASSOCIATION	2.939	96.0910	12/01/2025	14,234,201.25	13,677,786.32	14,223,471.64	(545,685.32)
3138LDW9	FN AN1760	4.176	94.5320	06/01/2026	15,000,000.00	14,179,800.00	14,649,896.48	(470,096.48)
3138LENE7	FN AN2188	3.543	94.2530	07/01/2026	10,000,000.00	9,425,300.00	9,839,176.88	

3138LHUZ5	FN AN5099	3.076	96.1410	04/01/2027	24,306,798.75	23,368,799.39	24,286,447.86	(917,648.48)
3138LHZL1	FN AN5246	3.365	96.5460	05/01/2027	7,100,000.00	6,854,766.00	7,071,091.94	(216,325.94)
3138LJ5T3	FN AN6257	4.582	96.1780	08/01/2027	15,450,296.60	14,859,786.26	15,703,959.50	155,826.76
3136BML55	FNA 2022-M11 A2	4.554	94.7364	10/25/2027	30,000,000.00	28,420,906.20	28,627,918.36	(207,012.16)
3140LHVX5	FN BS6929	4.280	100.1920	11/01/2027	31,100,000.00	31,159,712.00	31,000,469.25	159,242.75
3140LHA45	FN BS7116	4.363	101.3190	11/01/2027	20,210,000.00	20,476,569.90	20,210,000.00	266,569.90
---	---	<b>4.158</b>	<b>97.2205</b>	<b>09/29/2026</b>	<b>205,441,298.70</b>	<b>199,679,573.82</b>	<b>202,166,977.61</b>	<b>(2,487,403.79)</b>

CD									
CD	Cusip	Description	Yield	Market Price	Final Maturity	Par Value	Market Value	Book Value	Net Unrealized Gain/Loss
	23344NM60	DNB Bank ASA - New York Branch	4.250	100.0000	02/03/2023	50,000,000.00	50,000,000.00	50,000,000.00	0.00
	78012U5A9	Royal Bank of Canada New York Branch	2.050	100.0000	02/13/2023	25,000,000.00	25,000,000.00	25,000,000.00	0.00
	21684XXJ0	Rabobank Nederland - New York Branch	2.450	100.0000	02/13/2023	50,000,000.00	50,000,000.00	50,000,000.00	0.00
	06367CWS2	Bank of Montreal - Chicago Branch	3.330	100.0000	02/17/2023	50,000,000.00	50,000,000.00	50,000,000.00	0.00
	06417MJ22	Bank of Nova Scotia - Houston Branch	3.490	100.0000	02/22/2023	50,000,000.00	50,000,000.00	50,000,000.00	0.00
	86959RF88	Svenska Handels AB Publ - New York Branch	3.515	100.0007	02/27/2023	50,000,000.00	50,000,354.87	50,000,354.87	0.00
	65558UZC9	Nordea ABP - New York Branch	4.390	100.0000	02/27/2023	50,000,000.00	50,000,000.00	50,000,000.00	0.00
	06417MB46	Bank of Nova Scotia - Houston Branch	3.400	100.0000	02/28/2023	50,000,000.00	50,000,000.00	50,000,000.00	0.00
	86959RH52	Svenska Handels AB Publ - New York Branch	4.200	100.0000	03/17/2023	75,000,000.00	75,000,000.00	75,000,000.00	0.00
	89114WVA0	Toronto-Dominion Bank - New York Branch	2.200	100.0000	03/20/2023	20,000,000.00	20,000,000.00	20,000,000.00	0.00
	78012U5F8	Royal Bank of Canada New York Branch	2.220	100.0000	03/20/2023	35,000,000.00	35,000,000.00	35,000,000.00	0.00
	86959RR44	Svenska Handels AB Publ - New York Branch	4.550	100.0000	03/22/2023	50,000,000.00	50,000,000.00	50,000,000.00	0.00
	65558UXB3	Nordea ABP - New York Branch	4.150	100.0000	03/28/2023	50,000,000.00	50,000,000.00	50,000,000.00	0.00
	65558UYG1	Nordea ABP - New York Branch	5.020	100.0000	05/02/2023	25,000,000.00	25,000,000.00	25,000,000.00	0.00
	65558UYM8	Nordea ABP - New York Branch	4.352	100.0000	05/10/2023	87,000,000.00	87,000,000.00	87,000,000.00	0.00
	89115B6S4	Toronto-Dominion Bank - New York Branch	3.850	100.0000	05/15/2023	20,000,000.00	20,000,000.00	20,000,000.00	0.00
	23344NK39	DNB Bank ASA - New York Branch	4.680	100.0000	05/17/2023	50,000,000.00	50,000,000.00	50,000,000.00	0.00
	23344NL38	DNB Bank ASA - New York Branch	4.680	100.0000	05/18/2023	50,000,000.00	50,000,000.00	50,000,000.00	0.00
	89114WRX1	Toronto-Dominion Bank - New York Branch	1.308	100.0000	05/22/2023	25,000,000.00	25,000,000.00	25,000,000.00	0.00
	21684XZAF	Rabobank Nederland - New York Branch	3.880	100.0000	05/26/2023	100,000,000.00	100,000,000.00	100,000,000.00	0.00
	06367CY77	Bank of Montreal - Chicago Branch	5.180	100.0000	05/30/2023	50,000,000.00	50,000,000.00	50,000,000.00	0.00
	06367D3D5	Bank of Montreal - Chicago Branch	4.700	100.0000	05/30/2023	50,000,000.00	50,000,000.00	50,000,000.00	0.00
	21684XZU3	Rabobank Nederland - New York Branch	4.980	100.0000	06/06/2023	50,000,000.00	50,000,000.00	50,000,000.00	0.00
	06367CXZ5	Bank of Montreal - Chicago Branch	4.520	100.0000	06/07/2023	50,000,000.00	50,000,000.00	50,000,000.00	0.00
	06417MP74	Bank of Nova Scotia - Houston Branch	4.250	100.0000	06/09/2023	50,000,000.00	50,000,000.00	50,000,000.00	0.00
	65558UC59	Nordea ABP - New York Branch	4.900	100.0000	06/20/2023	50,000,000.00	50,000,000.00	50,000,000.00	0.00
	23344NL53	DNB Bank ASA - New York Branch	4.760	100.0000	06/20/2023	45,000,000.00	45,000,000.00	45,000,000.00	0.00
	23344NL46	DNB Bank ASA - New York Branch	4.770	100.0000	06/20/2023	50,000,000.00	50,000,000.00	50,000,000.00	0.00
	78012U6X8	Royal Bank of Canada New York Branch	3.710	100.0000	06/22/2023	25,000,000.00	25,000,000.00	25,000,000.00	0.00
	65558UD66	Nordea ABP - New York Branch	4.900	100.0000	06/26/2023	35,000,000.00	35,000,000.00	35,000,000.00	0.00
	89115B6P0	Toronto-Dominion Bank - New York Branch	5.260	100.0000	06/27/2023	50,000,000.00	50,000,000.00	50,000,000.00	0.00
	89115BF70	Toronto-Dominion Bank - New York Branch	5.400	100.0000	08/15/2023	50,000,000.00	50,000,000.00	50,000,000.00	0.00
	78015JKE6	Royal Bank of Canada New York Branch	5.390	100.0000	08/21/2023	75,000,000.00	75,000,000.00	75,000,000.00	0.00
	89115BWW6	Toronto-Dominion Bank - New York Branch	4.760	100.0000	08/31/2023	50,000,000.00	50,000,000.00	50,000,000.00	0.00
	06367D2F1	Bank of Montreal - Chicago Branch	5.430	100.0000	09/01/2023	50,000,000.00	50,000,000.00	50,000,000.00	0.00
	89115BCB4	Toronto-Dominion Bank - New York Branch	5.570	100.0000	09/05/2023	50,000,000.00	50,000,000.00	50,000,000.00	0.00
	06417MR23	Bank of Nova Scotia - Houston Branch	4.771	100.0000	09/29/2023	50,000,000.00	50,000,000.00	50,000,000.00	0.00
	89115BKK5	Toronto-Dominion Bank - New York Branch	5.410	100.0000	10/10/2023	50,000,000.00	50,000,000.00	50,000,000.00	0.00
	78015JMA2	Royal Bank of Canada New York Branch	5.590	100.0000	10/11/2023	50,000,000.00	50,000,000.00	50,000,000.00	0.00
	78015JQ26	Royal Bank of Canada New York Branch	5.280	100.0000	10/23/2023	25,000,000.00	25,000,000.00	25,000,000.00	0.00
	89115BJK7	Toronto-Dominion Bank - New York Branch	5.470	100.0000	11/01/2023	50,000,000.00	50,000,000.00	50,000,000.00	0.00
	78015JNS2	Royal Bank of Canada New York Branch	5.470	100.0000	11/22/2023	50,000,000.00	50,000,000.00	50,000,000.00	0.00
	89115BMP2	Toronto-Dominion Bank - New York Branch	5.390	100.0000	11/24/2023	50,000,000.00	50,000,000.00	50,000,000.00	0.00
	78015JQ19	Royal Bank of Canada New York Branch	5.410	100.0000	11/30/2023	50,000,000.00	50,000,000.00	50,000,000.00	0.00
	78015JP68	Royal Bank of Canada New York Branch	4.945	100.0000	12/15/2023	50,000,000.00	50,000,000.00	50,000,000.00	0.00
	78015JQA8	Royal Bank of Canada New York Branch	5.420	100.0000	01/03/2024	50,000,000.00	50,000,000.00	50,000,000.00	0.00
	89115BNN2	Toronto-Dominion Bank - New York Branch	5.390	100.0000	01/10/2024	50,000,000.00	50,000,000.00	50,000,000.00	0.00
	89115BRT9	Toronto-Dominion Bank - New York Branch	5.220	100.0000	01/24/2024	40,000,000.00	40,000,000.00	40,000,000.00	0.00
---	---	<b>4.554</b>	<b>100.0000</b>	<b>07/01/2023</b>	<b>2,307,000,000.00</b>	<b>2,307,000,354.87</b>	<b>2,307,000,354.87</b>	<b>0.00</b>	

CP									
CP	Cusip	Description	Yield	Market Price	Final Maturity	Par Value	Market Value	Book Value	Net Unrealized Gain/Loss
	77119MP19	Roche Holdings, Inc.	4.114	100.0000	02/01/2023	25,000,000.00	25,000,000.00	25,000,000.00	0.00
	63763QP19	National Securities Clearing Corporation	4.354	100.0000	02/01/2023	40,000,000.00	40,000,000.00	40,000,000.00	0.00
	23102VP12	Cummins Inc.	4.411	100.0000	02/01/2023	38,728,000.00	38,728,000.00	38,728,000.00	0.00
	03948HP39	Archer-Daniels-Midland Company	4.381	99.9759	02/03/2023	50,000,000.00	49,987,972.22	49,987,972.22	0.00
	23102VP61	Cummins Inc.	4.462	99.9383	02/06/2023	43,200,000.00	43,173,360.00	43,173,360.00	(240.00)
	02314QP78	Amazon.com, Inc.	4.503	99.9383	02/06/2023	39,750,000.00	39,725,487.50	39,725,487.50	0.00
	02314QP78	Amazon.com, Inc.	2.791	99.9542	02/07/2023	25,000,000.00	24,988,541.67	24,988,541.67	0.00
	02314QP78	Amazon.com, Inc.	2.792	99.9542	02/07/2023	25,000,000.00	24,988,541.67	24,988,541.67	0.00
	23102VP79	Cummins Inc.	4.514	99.9258	02/07/2023	17,875,000.00	17,861,742.71	17,861,742.71	0.00
	23102VP79	Cummins Inc.	4.514	99.9258	02/07/2023	60,700,000.00	60,654,980.83	60,654,980.83	0.00
	63763QP84	National Securities Clearing Corporation	3.964	99.9242	02/08/2023	32,000,000.00	31,975,733.33	31,975,733.33	0.00
	66985MPD5	Novartis Finance Corporation	4.423	99.8543	02/13/2023	50,000,000.00	49,927,166.66	49,927,166.66	0.00
	63763QPE1	National Securities Clearing Corporation	4.425	99.8429	02/14/2023	50,000,000.00	49,921,458.33	49,921,458.33	0.00
	89233HPE8	Toyota Motor Credit Corporation	4.569	99.8375	02/14/2023	50,000,000.00	49,918,750.00	49,918,750.00	0.00
	74271UPF1	The Procter & Gamble Company	4.321	99.8347	02/15/2023	50,000,000.00	49,917,361.11	49,917,361.11	0.00
	46640QP88	J.P. Morgan Securities LLC	3.563	99.8444	02/17/2023	27,000,000.00	26,958,000.00	26,958,000.00	0.00
	46640QPM7	J.P. Morgan Securities LLC	4.679	99.7450	02/21/2023	30,000,000.00	29,923,500.00	29,923,500.00	0.00
	63763QPM3	National Securities Clearing Corporation	4.530	99.7517	02/21/2023	50,000,000.00	49,875,833.33	49,875,833.33	0.00
	63763QPM3	National Securities Clearing Corporation	4.530	99.7517	02/21/2023	25,000,000.00	24,937,916.67	24,937,916.67	0.00
	23102VPN4	Cummins Inc.	4.512	99.7404	02/22/2023	31,565,000.00	31,483,062.52	31,483,062.52	0.00
	14912EPQ4	Caterpillar Financial Services Corporation	4.498	99.7163	02/24/2023	50,000,000.00	49,858,166.66	49,858,166.66	0.00
	23102VPT1	Cummins Inc.	4.593	99.6728	02/27/2023	39,387,000.00	39,258,138.87	39,258,138.87	0.00
	89233HPU2	Toyota Motor Credit Corporation	4.594	99.6588	02/28/2023	50,000,000.00	49,829,375.00	49,829,375.00	0.00
	23102VQ11	Cummins Inc.	4.563	99.6500	03/01/2023	35,000,000.00	34,877,500.00	34,877,500.00	0.00
	7426M5Q31	Private Export Funding Corporation	3.274	99.7317	03/03/2023	25,000,000.00	24,932,916.67	24,932,916.67	0.00
	47816QG69	Johnson & Johnson	4.504	99.5939	03/06/2023	51,500,000.00	51,290,867.08</		

---	---	4.479	99.2323	04/02/2023	1,740,907,000.00	1,727,402,339.80	1,727,402,579.80	(240.00)
<b>MM Fund</b>								
<b>MMFUND</b>								
Cusip	Description	Yield	Market Price	Final Maturity	Par Value	Market Value	Book Value	Net Unrealized Gain/Loss
09248U700	BLKRK LQ:FEDFUND INSTL	4.060	1.0000	01/31/2023	1,000,000.00	1,000,000.00	1,000,000.00	0.00
38141W273	GOLDMAN:FS GOVT INST	4.240	1.0000	01/31/2023	29,000,000.00	29,000,000.00	29,000,000.00	0.00
38141W273	GOLDMAN:FS GOVT INST	4.240	1.0000	01/31/2023	185,000,000.00	185,000,000.00	185,000,000.00	0.00
949921126	ALLSPRING:GOVT MM SEL	4.170	1.0000	01/31/2023	1,000,000.00	1,000,000.00	1,000,000.00	0.00
608919718	FEDERATED HRMS GV O PRMR	4.200	1.0000	01/31/2023	1,000,000.00	1,000,000.00	1,000,000.00	0.00
31607A703	FIDELITY IMM:GOVT INSTL	4.260	1.0000	01/31/2023	1,000,000.00	1,000,000.00	1,000,000.00	0.00
4812CA538	JPMORGAN:US GVT MM EMPWR	4.120	1.0000	01/31/2023	1,000,000.00	1,000,000.00	1,000,000.00	0.00
85749T517	SS INST INV:US GV MM OPP	4.150	1.0000	01/31/2023	1,000,000.00	1,000,000.00	1,000,000.00	0.00
---	---	4.238	1.0000	01/31/2023	220,000,000.00	220,000,000.00	220,000,000.00	0.00
<b>Muni</b>								
<b>MUNI</b>								
Cusip	Description	Yield	Market Price	Final Maturity	Par Value	Market Value	Book Value	Net Unrealized Gain/Loss
8014952P6	SANTA CLARA CALIF UNI SCH DIST	0.210	98.1660	07/01/2023	2,870,000.00	2,817,364.20	2,870,000.00	(52,635.80)
797508JT6	SAN DIEGUITO CALIF UN HIGH SCH DIST	0.275	97.6800	08/01/2023	425,000.00	415,140.00	425,000.00	(9,860.00)
826239FX8	SIERRA CALIF JT CMNTY COLLEGE DIST	0.229	97.6510	08/01/2023	260,000.00	253,892.60	260,000.00	(6,107.40)
797508HV3	SAN DIEGUITO CALIF UN HIGH SCH DIST	0.275	97.6800	08/01/2023	1,000,000.00	976,800.00	1,000,000.00	(23,200.00)
419792F76	HAWAII ST	0.422	97.7930	08/01/2023	15,000,000.00	14,668,950.00	15,000,000.00	(331,050.00)
987388GT6	YOSEMITE CALIF CMNTY COLLEGE DIST	1.140	98.1050	08/01/2023	750,000.00	735,787.50	750,000.00	(14,212.50)
757710UR7	REDONDO BEACH CALIF UNI SCH DIST	1.222	98.0770	08/01/2023	260,000.00	255,200.00	260,000.00	(4,999.80)
93974EXZ4	WASHINGTON ST	3.250	99.3390	08/01/2023	18,840,000.00	18,715,467.60	18,840,000.00	(124,532.40)
799017XT0	SAN MATEO CALIF UN HIGH SCH DIST	0.256	97.2720	09/01/2023	500,000.00	486,360.00	500,000.00	(13,640.00)
419792D29	HAWAII ST	0.422	97.0850	10/01/2023	3,260,000.00	3,164,971.00	3,260,000.00	(95,029.00)
419792A63	HAWAII ST	0.422	97.4750	10/01/2023	10,000,000.00	9,747,500.00	10,000,000.00	(252,500.00)
882724XJ1	TEXAS ST	0.508	97.3230	10/01/2023	4,745,000.00	4,617,976.35	4,745,000.00	(127,023.65)
826239FY6	SIERRA CALIF JT CMNTY COLLEGE DIST	0.344	93.7040	08/01/2024	500,000.00	468,520.00	500,000.00	(31,480.00)
826239HG2	SIERRA CALIF JT CMNTY COLLEGE DIST	0.354	93.9570	08/01/2024	720,000.00	676,490.40	720,000.00	(43,509.60)
802498YY5	SANTA MONICA-MALIBU UNI SCH DIST CALIF	0.396	93.5900	08/01/2024	1,000,000.00	935,900.00	1,000,000.00	(64,100.00)
93974ETF3	WASHINGTON ST	0.470	94.1960	08/01/2024	14,995,000.00	14,124,690.20	14,995,000.00	(870,309.80)
419792F84	HAWAII ST	0.713	94.3100	08/01/2024	9,000,000.00	8,487,900.00	9,000,000.00	(512,100.00)
074437HA5	BEAUMONT CALIF UNI SCH DIST	0.690	93.6110	08/01/2024	275,000.00	257,430.25	275,000.00	(17,569.75)
987388GU3	YOSEMITE CALIF CMNTY COLLEGE DIST	1.440	95.4180	08/01/2024	700,000.00	667,926.00	700,000.00	(32,074.00)
757710US5	REDONDO BEACH CALIF UNI SCH DIST	1.571	95.3090	08/01/2024	500,000.00	476,545.00	500,000.00	(23,455.00)
93974EYA8	WASHINGTON ST	3.350	98.5460	08/01/2024	13,475,000.00	13,279,073.50	13,475,000.00	(195,926.50)
419792A71	HAWAII ST	0.713	93.8180	10/01/2024	10,000,000.00	9,381,800.00	10,000,000.00	(618,200.00)
419792D37	HAWAII ST	0.713	93.8180	10/01/2024	2,500,000.00	2,345,450.00	2,500,000.00	(154,550.00)
882724XK8	TEXAS ST	0.794	94.2910	10/01/2024	5,810,000.00	5,478,307.10	5,810,000.00	(331,692.90)
419792P92	HAWAII ST	1.033	93.0100	08/01/2025	6,250,000.00	5,813,125.00	6,250,000.00	(436,875.00)
802498YZ2	SANTA MONICA-MALIBU UNI SCH DIST CALIF	0.669	90.9420	08/01/2025	1,000,000.00	909,420.00	1,000,000.00	(90,580.00)
56781RK73	MARIN CALIF CMNTY COLLEGE DIST	0.763	92.5500	08/01/2025	1,065,000.00	985,657.50	1,065,000.00	(79,342.50)
074437HB3	BEAUMONT CALIF UNI SCH DIST	1.109	91.6050	08/01/2025	500,000.00	458,025.00	500,000.00	(41,975.00)
799408Z88	SAN RAMON VALLEY CALIF UNI SCH DIST	0.967	92.1030	08/01/2025	4,505,000.00	4,149,240.15	4,505,000.00	(355,759.85)
93974EYB6	WASHINGTON ST	3.350	98.3670	08/01/2025	10,065,000.00	9,900,638.55	10,065,000.00	(164,361.45)
419792A89	HAWAII ST	1.033	96.9420	10/01/2025	12,384,340.50	13,345,926.20	12,384,340.50	(961,585.70)
419792D45	HAWAII ST	1.033	92.6440	10/01/2025	3,660,000.00	3,390,770.40	3,660,000.00	(269,229.60)
93974EYC4	WASHINGTON ST	3.370	98.1030	08/01/2026	20,825,000.00	20,429,949.75	20,825,000.00	(395,050.25)
---	---	1.608	96.5336	10/07/2024	178,030,000.00	171,856,408.75	178,600,926.20	(6,744,517.45)
<b>Mutual Fund</b>								
<b>Open-End Fund</b>								
Cusip	Description	Yield	Market Price	Final Maturity	Par Value	Market Value	Book Value	Net Unrealized Gain/Loss
CLTRSF	CALTRUST	---	1.0086	---	93,213,169.12	94,017,200.84	94,017,200.84	(800.00)
CLTRSF	CALTRUST	---	1.0086	---	93,213,169.12	94,017,200.84	94,017,200.84	(800.00)
<b>Non-US Gov</b>								
<b>SOVEREIGN GOV</b>								
Cusip	Description	Yield	Market Price	Final Maturity	Par Value	Market Value	Book Value	Net Unrealized Gain/Loss
459052GG5	INTERNATIONAL BANK FOR RECONSTRUCTION AND DEVELOPM	4.640	98.6140	05/15/2023	55,000,000.00	54,237,700.00	54,284,006.94	(46,306.94)
3130AUPW8	FEDERAL HOME LOAN BANKS	4.870	100.1420	01/26/2024	25,000,000.00	25,035,500.00	24,971,476.71	64,023.29
3130AUPW8	FEDERAL HOME LOAN BANKS	4.850	100.1420	01/26/2024	35,000,000.00	35,049,700.00	34,966,780.21	82,919.79
---	---	4.755	99.4158	09/26/2023	115,000,000.00	114,322,900.00	114,222,263.86	100,636.14
<b>Non-US Gov</b>								
<b>SUPRANATIONAL</b>								
Cusip	Description	Yield	Market Price	Final Maturity	Par Value	Market Value	Book Value	Net Unrealized Gain/Loss
459052GG5	INTERNATIONAL BANK FOR RECONSTRUCTION AND DEVELOPM	4.705	98.4021	05/31/2023	50,000,000.00	49,201,050.00	49,239,722.22	(38,672.22)
45950VQZ2	INTERNATIONAL FINANCE CORP	0.829	96.5190	01/19/2024	25,000,000.00	24,129,750.00	24,990,753.97	(861,003.97)
45906M3C3	INTERNATIONAL BANK FOR RECONSTRUCTION AND DEVELOPM	2.540	97.2646	03/28/2024	3,895,000.00	3,786,456.17	3,882,354.01	(93,897.84)
45950VPQ3	INTERNATIONAL FINANCE CORP	0.273	93.4250	08/22/2024	25,000,000.00	23,356,250.00	24,991,207.69	(1,634,957.69)
45950VQ44	INTERNATIONAL FINANCE CORP	0.484	93.1540	09/23/2024	25,000,000.00	23,288,500.00	24,982,071.17	(1,693,571.17)
45950VQL3	INTERNATIONAL FINANCE CORPORATION	0.719	93.4200	10/29/2024	25,000,000.00	23,355,000.00	24,983,273.08	(1,628,273.08)
45950VRA6	INTERNATIONAL FINANCE CORP	1.099	92.9690	01/21/2025	25,000,000.00	23,242,250.00	24,971,587.59	(1,729,337.59)
---	---	1.834	95.2168	04/22/2024	178,895,000.00	170,361,256.17	178,040,969.73	(7,679,713.56)
<b>Repo</b>								
<b>REPO</b>								
Cusip	Description	Yield	Market Price	Final Maturity	Par Value	Market Value	Book Value	Net Unrealized Gain/Loss
RP02012023431	RIVCO_JEFFERIES REPO/BANK NY	4.310	100.0000	02/01/2023	250,000,000.00	250,000,000.00	250,000,000.00	0.00
RP02012023431	RIVCO_JEFFERIES REPO/BANK NY	4.310	100.0000	02/01/2023	250,000,000.00	250,000,000.00	250,000,000.00	0.00
<b>US Gov</b>								
<b>T-BILL</b>								
Cusip	Description	Yield	Market Price	Final Maturity	Par Value	Market Value	Book Value	Net Unrealized Gain/Loss
912796YA1	UNITED STATES TREASURY	3.099	99.8200	02/16/2023	25,000,000.00	24,955,000.00	24,968,645.84	(13,645.84)
912796YA1	UNITED STATES TREASURY	3.099	99.8200	02/16/2023	25,000,000.00	24,955,000.00	24,968,645.84	(13,645.84)
912796T33	UNITED STATES TREASURY	1.315	99.7274	02/23/2023	25,000,000.00	24,931,861.00	24,980,368.06	(48,507.06)
912796T33	UNITED STATES TREASURY	1.627	99.7274	02/23/2023	25,000,000.00	24,931,861.00	24,975,746.53	(43,885.53)
912796T33	UNITED STATES TREASURY	1.630	99.7274	02/23/2023	30,000,000.00	29,918,233.20	29,970,850.00	(52,616.80)
912796U31	UNITED STATES TREASURY	1.623	99.3778	03/23/2023	25,000,000.00	24,844,444.50	24,945,069.44	(100,624.94)
912796U31	UNITED STATES TREASURY	1.723	99.3778	03/23/2023	10,000,000.00	9,937,777.80	9,976,673.61	(38,895.81)
912796YV5	UNITED STATES TREASURY	4.433	98.9351	04/27/2023	25,000,000.00	24,733,784.75	24,747,479.17	(13,694.42)
912796X53	UNITED STATES TREASURY	2.850	98.3120	06/15/2023	10,000,000.00	9,831,197.20	9,897,545.85	(66,348.65)
912796X53	UNITED STATES TREASURY	4.771	98.3120	06/15/2023	50,000,000.00	49,155,986.00	49,144,633.46	11,352.54



UNITED STATES TREASURY		2.845	99.2818	03/30/2023	250,000,000.00	248,195,145.45	248,575,657.77	(380,512.32)
US Gov								
US Gov								
Cusip	Description	Yield	Market Price	Final Maturity	Par Value	Market Value	Book Value	Net Unrealized Gain/Loss
9128284A5	UNITED STATES TREASURY	0.254	99.8438	02/28/2023	25,000,000.00	24,960,937.50	25,043,838.78	(82,901.28)
91282CBN0	UNITED STATES TREASURY	0.301	99.6563	02/28/2023	50,000,000.00	49,828,125.00	49,993,502.95	(165,377.95)
91282CBU4	UNITED STATES TREASURY	0.288	99.2813	03/31/2023	25,000,000.00	24,820,312.50	24,993,539.09	(173,226.59)
91282CBU4	UNITED STATES TREASURY	0.147	99.2813	03/31/2023	50,000,000.00	49,640,625.00	49,998,271.40	(357,646.40)
91282CBU4	UNITED STATES TREASURY	0.159	99.2813	03/31/2023	50,000,000.00	49,640,625.00	49,997,332.22	(356,707.22)
91282ZH6	UNITED STATES TREASURY	0.266	99.1094	04/15/2023	25,000,000.00	24,777,343.75	24,999,212.28	(221,868.53)
91282CBX8	UNITED STATES TREASURY	0.307	98.8906	04/30/2023	25,000,000.00	24,722,656.25	24,989,025.97	(266,369.72)
91282VB3	UNITED STATES TREASURY	2.080	99.1563	05/15/2023	50,000,000.00	49,578,125.00	49,954,128.39	(376,003.39)
91282ZP8	UNITED STATES TREASURY	0.293	98.7188	05/15/2023	50,000,000.00	49,359,375.00	49,976,291.70	(616,916.70)
91282R69	UNITED STATES TREASURY	2.082	98.9844	05/31/2023	10,000,000.00	9,898,437.50	9,985,320.72	(86,883.22)
91282R69	UNITED STATES TREASURY	2.304	98.9844	05/31/2023	5,000,000.00	4,949,218.75	4,989,121.94	(39,903.19)
91282S6	UNITED STATES TREASURY	2.060	99.3438	05/31/2023	25,000,000.00	24,835,937.50	25,055,243.13	(219,305.63)
91282S6	UNITED STATES TREASURY	2.083	99.3438	05/31/2023	25,000,000.00	24,835,937.50	25,053,370.95	(217,433.45)
91282S6	UNITED STATES TREASURY	2.070	99.3438	05/31/2023	15,000,000.00	14,901,562.50	15,032,678.86	(131,116.36)
91282CD1	UNITED STATES TREASURY	0.330	98.5156	05/31/2023	25,000,000.00	24,628,906.25	24,983,370.16	(354,463.91)
91282CD1	UNITED STATES TREASURY	0.551	98.5156	05/31/2023	25,000,000.00	24,628,906.25	24,965,450.80	(336,544.55)
91282ZU7	UNITED STATES TREASURY	0.469	98.3594	06/15/2023	50,000,000.00	49,179,687.50	49,959,912.80	(780,225.30)
912824U1	UNITED STATES TREASURY	2.336	99.1563	06/30/2023	10,000,000.00	9,915,625.00	10,011,550.62	(95,925.62)
91282892	UNITED STATES TREASURY	0.334	98.2656	07/31/2023	50,000,000.00	49,132,812.50	50,225,236.53	(1,092,424.03)
91282CCN9	UNITED STATES TREASURY	0.384	97.7344	07/31/2023	25,000,000.00	24,433,593.75	24,968,212.66	(534,618.91)
91282DA6	UNITED STATES TREASURY	2.157	97.0469	09/30/2023	50,000,000.00	48,523,437.50	49,384,399.19	(860,961.69)
91282DA6	UNITED STATES TREASURY	2.185	97.0469	09/30/2023	25,000,000.00	24,261,718.75	24,687,772.65	(426,053.90)
91282CAP6	UNITED STATES TREASURY	2.274	96.7969	10/15/2023	10,000,000.00	9,679,687.50	9,852,757.36	(173,069.86)
91282T91	UNITED STATES TREASURY	0.319	97.6719	10/31/2023	20,000,000.00	19,534,375.00	20,193,874.50	(659,499.50)
91282T91	UNITED STATES TREASURY	2.617	97.6719	10/31/2023	10,000,000.00	9,767,187.50	9,928,125.00	(160,937.50)
91282S2	UNITED STATES TREASURY	2.300	98.6094	10/31/2023	10,000,000.00	9,860,937.50	10,041,741.07	(180,803.57)
91282DM0	UNITED STATES TREASURY	2.495	96.5156	11/30/2023	15,000,000.00	14,477,343.75	14,758,946.51	(281,602.76)
91282BM2	UNITED STATES TREASURY	0.219	95.3438	02/15/2024	25,000,000.00	23,835,937.50	24,975,777.39	(1,139,839.89)
91282BR1	UNITED STATES TREASURY	0.287	95.1719	03/15/2024	50,000,000.00	47,585,937.50	49,979,433.60	(2,393,496.10)
91282W71	UNITED STATES TREASURY	2.395	97.0625	03/31/2024	30,000,000.00	29,118,750.00	29,908,917.58	(790,167.58)
91282CEG2	UNITED STATES TREASURY	2.358	97.2188	03/31/2024	10,000,000.00	9,721,875.00	9,987,832.16	(265,957.16)
91282XT2	UNITED STATES TREASURY	2.567	96.5781	05/31/2024	10,000,000.00	9,657,812.50	9,927,114.54	(269,302.04)
91282CER8	UNITED STATES TREASURY	2.502	97.2500	05/31/2024	20,000,000.00	19,450,000.00	19,999,481.66	(549,481.66)
91282CER8	UNITED STATES TREASURY	2.563	97.2500	05/31/2024	20,000,000.00	19,450,000.00	19,983,909.46	(533,909.46)
91282XX3	UNITED STATES TREASURY	2.558	96.4531	06/30/2024	25,000,000.00	24,113,281.25	24,809,416.12	(696,134.87)
91282XX3	UNITED STATES TREASURY	3.217	96.4531	06/30/2024	10,000,000.00	9,645,312.50	9,835,184.49	(189,871.99)
91282CX7	UNITED STATES TREASURY	0.439	93.7188	09/15/2024	25,000,000.00	23,429,687.50	24,974,153.17	(1,544,465.67)
91282CX7	UNITED STATES TREASURY	0.438	93.7188	09/15/2024	25,000,000.00	23,429,687.50	24,974,657.53	(1,544,970.03)
91282CFN6	UNITED STATES TREASURY	4.215	99.7344	09/30/2024	25,000,000.00	24,933,593.75	25,013,785.43	(80,191.68)
91282DB4	UNITED STATES TREASURY	0.754	93.8906	10/15/2024	25,000,000.00	23,472,656.25	24,945,945.03	(1,473,288.78)
91282YV6	UNITED STATES TREASURY	1.747	95.0938	11/30/2024	25,000,000.00	23,773,437.50	24,890,645.71	(1,117,208.21)
91282ZC7	UNITED STATES TREASURY	0.540	93.9844	02/28/2025	10,000,000.00	9,398,437.50	10,120,149.73	(721,712.23)
91282ZF0	UNITED STATES TREASURY	0.647	92.5938	03/31/2025	25,000,000.00	23,148,437.50	24,921,890.13	(1,773,452.63)
91282ZF0	UNITED STATES TREASURY	0.619	92.5938	03/31/2025	25,000,000.00	23,148,437.50	24,936,362.77	(1,787,925.27)
91282EH0	UNITED STATES TREASURY	2.647	96.8125	04/15/2025	10,000,000.00	9,681,250.00	9,995,402.56	(314,152.56)
91282ZL7	UNITED STATES TREASURY	0.445	92.0469	04/30/2025	15,000,000.00	13,807,031.25	14,976,712.50	(1,169,681.25)
91282R8	UNITED STATES TREASURY	2.799	97.2813	05/31/2025	15,000,000.00	14,592,187.50	15,025,167.26	(432,979.76)
91282AB7	UNITED STATES TREASURY	0.675	91.1250	07/31/2025	25,000,000.00	22,781,250.00	24,738,876.01	(1,957,626.01)
91282AM3	UNITED STATES TREASURY	0.815	90.7500	09/30/2025	25,000,000.00	22,687,500.00	24,630,967.66	(1,943,467.66)
91282AM3	UNITED STATES TREASURY	0.950	90.7500	09/30/2025	25,000,000.00	22,687,500.00	24,543,822.06	(1,856,322.06)
91282BC4	UNITED STATES TREASURY	0.700	90.4688	12/31/2025	25,000,000.00	22,617,187.50	24,767,208.15	(2,150,020.65)
91282BH3	UNITED STATES TREASURY	2.447	90.1094	01/31/2026	15,000,000.00	13,516,406.25	14,116,318.99	(599,912.74)
91282BH3	UNITED STATES TREASURY	0.586	90.1094	01/31/2026	10,000,000.00	9,010,937.50	9,937,742.62	(926,805.12)
91282BH3	UNITED STATES TREASURY	0.593	90.1094	01/31/2026	10,000,000.00	9,010,937.50	9,935,670.96	(924,733.46)
91282P46	UNITED STATES TREASURY	0.799	93.4844	02/15/2026	10,000,000.00	9,348,437.50	10,245,727.55	(897,290.05)
91282P46	UNITED STATES TREASURY	0.670	93.4844	02/15/2026	10,000,000.00	9,348,437.50	10,285,170.03	(936,732.53)
91282BQ3	UNITED STATES TREASURY	0.591	90.2344	02/28/2026	20,000,000.00	18,046,875.00	19,944,899.79	(1,898,024.79)
91282BT7	UNITED STATES TREASURY	0.715	90.8594	03/31/2026	25,000,000.00	22,714,843.75	25,027,204.66	(2,312,360.91)
91282CJ8	UNITED STATES TREASURY	0.882	90.6250	06/30/2026	20,000,000.00	18,125,000.00	19,995,338.44	(1,870,338.44)
91282CJ8	UNITED STATES TREASURY	0.906	90.6250	06/30/2026	35,000,000.00	31,718,750.00	34,963,625.31	(3,244,875.31)
91282CW9	UNITED STATES TREASURY	0.832	89.8281	08/31/2026	25,000,000.00	22,457,031.25	24,928,720.72	(2,471,689.47)
91282CW9	UNITED STATES TREASURY	0.902	89.8281	08/31/2026	25,000,000.00	22,457,031.25	24,867,546.80	(2,410,515.55)
91282CCZ2	UNITED STATES TREASURY	0.982	90.0625	09/30/2026	20,000,000.00	18,012,500.00	19,923,729.20	(1,911,229.20)
91282CCZ2	UNITED STATES TREASURY	2.540	90.0625	09/30/2026	15,000,000.00	13,509,375.00	14,141,357.22	(631,982.22)
91282CDG3	UNITED STATES TREASURY	2.884	90.7656	10/31/2026	10,000,000.00	9,076,562.50	9,386,841.02	(310,278.52)
912810E0Y	UNITED STATES TREASURY	4.205	109.2500	11/15/2026	25,000,000.00	27,312,500.00	26,975,322.21	337,177.79
91282CDK4	UNITED STATES TREASURY	4.099	91.0625	11/30/2026	25,000,000.00	22,765,625.00	22,510,236.29	255,388.71
912810E27	UNITED STATES TREASURY	3.048	110.4219	02/15/2027	15,000,000.00	16,563,281.25	17,007,882.26	(444,601.01)
91282CF4	UNITED STATES TREASURY	2.502	95.2656	03/31/2027	25,000,000.00	23,816,406.25	24,998,375.25	(1,181,969.00)
91282CF4	UNITED STATES TREASURY	2.503	95.2656	03/31/2027	25,000,000.00	23,816,406.25	24,996,750.50	(1,180,344.25)
91282ZS2	UNITED STATES TREASURY	2.845	87.2344	05/31/2027	20,000,000.00	17,446,875.00	18,121,397.52	(674,522.52)
91282CEW7	UNITED STATES TREASURY	3.109	98.1406	06/30/2027	15,000,000.00	14,721,093.75	15,085,663.21	(364,569.46)
91282CEW7	UNITED STATES TREASURY	3.213	98.1406	06/30/2027	15,000,000.00	14,721,093.75	15,022,384.80	(301,291.05)
912810FA1	UNITED STATES TREASURY	3.247	110.7344	08/15/2027	15,000,000.00	16,610,156.25	16,950,263.87	(340,107.62)
912810FA1	UNITED STATES TREASURY	3.483	110.7344	08/15/2027	15,000,000.00	16,610,156.25	16,792,502.07	(182,345.82)
91282CFH9	UNITED STATES TREASURY	3.269	97.6875	08/31/2027	5,000,000.00	4,884,375.00	4,969,775.98	(85,400.98)
912810FB9	UNITED STATES TREASURY	4.003	110.4375	11/15/2027	15,000,000.00	16,565,625.00	16,368,626.37	196,998.63
91282CFZ9	UNITED STATES TREASURY	3.840	101.0000	11/30/2027	15,000,000.00	15,150,000.00	15,022,344.59	127,655.41

UNITED STATES TREASURY		1.409	96.5961	10/23/2024	1,760,000,000.00	1,698,277,343.75	1,759,406,459.19	(61,129,115.44)
------------------------	--	-------	---------	------------	------------------	------------------	------------------	-----------------

Summary								
Cusip	Description	Yield	Market Price	Final Maturity	Par Value	Market Value	Book Value	Net Unrealized Gain/Loss
---	---	3.151	95.1376	06/04/2024	13,123,476,668.43	12,795,389,238.44	13,063,401,898.84	(268,012,660.40)



COUNTY OF RIVERSIDE  
TREASURER-TAX COLLECTOR  
CAPITAL MARKETS

COUNTY ADMINISTRATIVE CENTER  
4080 LEMON STREET,  
4TH FLOOR,  
RIVERSIDE, CA 92502-2205

# COUNTY OF RIVERSIDE

## TREASURER-TAX COLLECTOR'S

MANAGED BY

**Matt Jennings**  
Treasurer-Tax Collector

Giovane Pizano  
Assistant Treasurer

John Byerly  
Chief Investment Officer

Steve Faeth  
Senior Investment Officer

Isela Licea  
Investment Officer

COUNTY ADMINISTRATIVE CENTER  
4080 LEMON STREET,  
4TH FLOOR,  
RIVERSIDE, CA 92502-2205

[WWW.COUNTYTREASURER.ORG](http://WWW.COUNTYTREASURER.ORG)



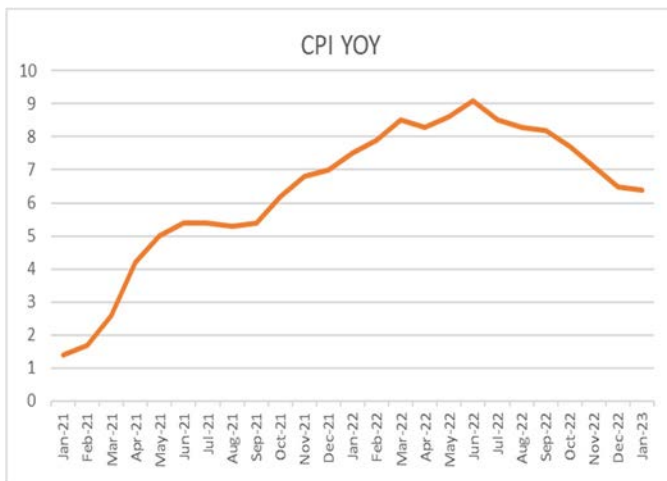
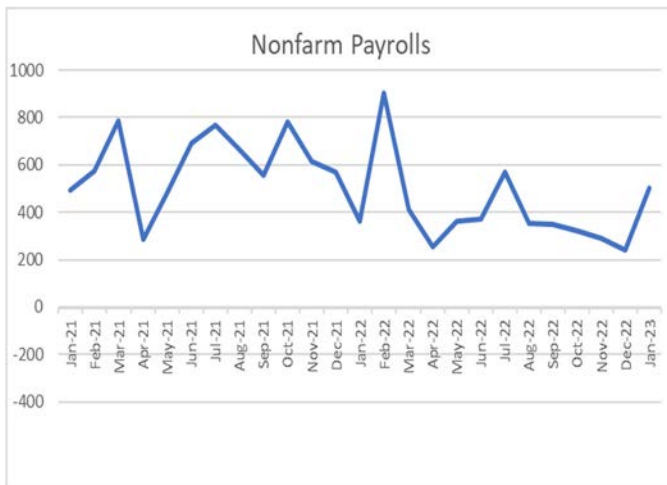
**TREASURER-TAX COLLECTOR'S  
POOLED INVESTMENT FUND**

**February 2023 REPORT**

## ECONOMY STILL PRODUCING JOBS

Federal Reserve Chairman Jerome Powell stated in an interview: “I would say it kind of shows you why we think that this will be a process that takes a significant period of time. The labor market is extraordinarily strong. And by the way, it’s a good thing that inflation has started to come down without harming the strong labor market.”

Indeed, February’s non-farm payroll jobs report which showed that 517,000 jobs were created, much higher than the 189,000 number predicted by economists. And the Consumer Price Index (CPI) release in February calculated inflation was up 6.4% over the year, down from a recent high of 9.1%, but unacceptably higher than the Fed’s 2.00% target.



Because of resiliency in employment and the stubbornness of inflation, it is expected that the Federal Open Market Committee (FOMC) will press ahead with more 25-basis point (0.25%) hikes at each of its next two meetings. There is also little likelihood that they will cut rates before early 2024. All of these decisions are very data dependent and can change as the year progresses. But for now, the higher rate environment benefits investments like the Treasurer’s Investment Pool.

One area that is showing definite slowing is housing. Higher mortgage rates are reducing affordability, especially for first time buyers. The National Association of Realtors’ housing affordability index shows that only 63.3% of families with the median income can qualify for a mortgage on a median-priced home. Down from 94% a year ago. A \$3,000/month payment serviced a \$735k 30-year mortgage at 3.00%. At 6.5%, a \$3,000/month payment only covers a \$475k mortgage. The change in interest rates this year will make it hard for people to leave their current mortgage for another.

In U.S. Treasury markets, the 2-year note began the month at a yield of 4.10% and ended the month at 4.81%. The 5-year note began the month at a yield of 3.52% and ended the month at a yield of 4.19%. Stocks fell in the month with the Dow Jones Industrial Average beginning the month at 34,100 and ending at 32,600.

***Matt Jennings***

***Treasurer-Tax Collector***



# Treasurer Tax-Collector Statement



## PORTFOLIO SUMMARY

Month End Values \$  
are Expressed in

000,000	Feb-23	Aug-22	Feb-22
Principal Value	12,717.83	10,777.07	10,725.03
Market Value*	12,422.37	10,532.57	10,647.35
Book Value*	12,751.20	10,788.57	10,725.03
Unrealized Gain/Loss*	(328.83)	(255.99)	(77.68)
Paper Gain or Loss %	-2.579%	-2.373%	-0.724%
Yield	3.26	1.412	0.39
WAM (Yrs)	1.39	1.32	1.17

\* Market values do not include accrued interest.

\* Book Value is amount paid changed by amortization. Accretion, adjustments, write downs

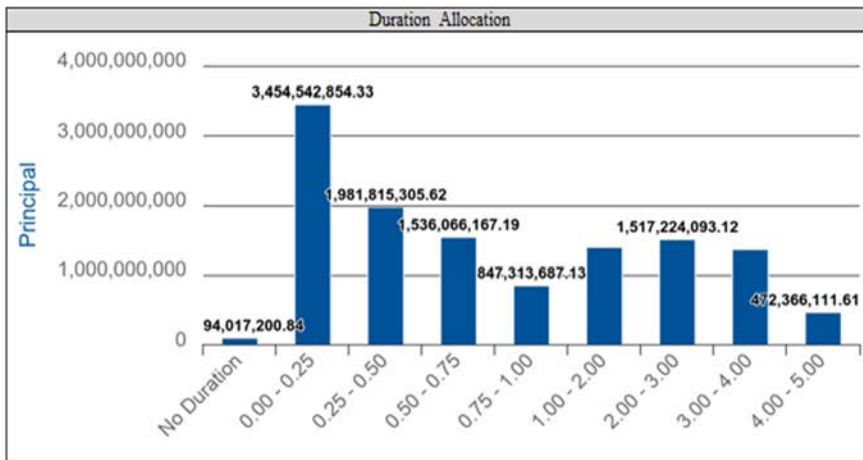
\* Unrealized Gain/Loss is Market Value - Book Value

The Treasurer's Pooled Investment Fund is comprised of contributions from the county, schools, special districts, and other discretionary depositors throughout the County of Riverside. The primary objective of the Treasurer shall be to **safeguard the principal** of the funds under the Treasurer's control, meet the **liquidity needs** of the depositor, and to maximize a **return on the funds** within the given parameters.

The Treasurer-Tax Collector and the Capital Markets team are committed to maintaining the highest credit ratings. The Treasurer's Pooled Investment Fund is currently rated **Aaa-bf** by **Moody's Investor Service** and **AAAf/S1** by **Fitch Ratings**, two of the nation's most trusted bond credit rating services.

Since its inception, the Treasurer's Pooled Investment Fund has been in **full compliance** with the Treasurer's Statement of Investment Policy, which is more restrictive than California Government Code 53646.

# TPIF STATS



**Composite Credit Ratings**

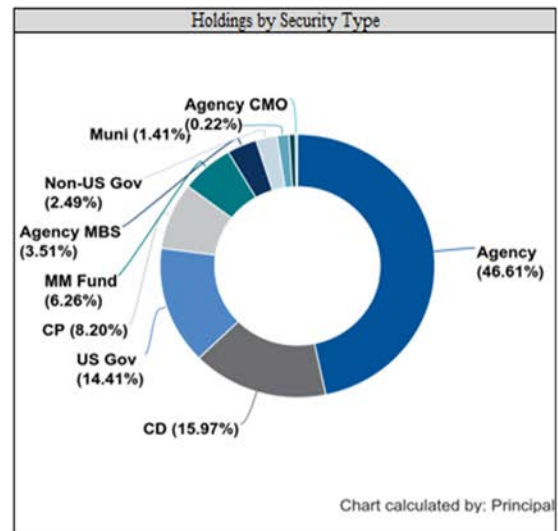
Rating	Moody's Rating	Market Value	Fitch Rating
AAA	Aaa	6,859,448,729.67	AAA
AA+	Aaa	291,347,267.06	AAA
AA	Aa2	74,702,423.25	AA
NA	NA	213,983,550.84	NA
A-1+	P-1	4,950,625,237.30	AAA
A-1	P-1	35,000,000.00	F1

Footnotes: 1,2,3,4

**Holdings by Security Type**

Security Type Category	Days to Final Maturity	Par Value	Market Price	Yield	Principal
Corporate	321	25,000,000.00	98.6597	4.967	24,674,750.00
Agency CMO	844	28,902,030.87	96.4384	4.184	28,445,813.60
Other	---	93,213,169.12	1.0086	3.560	94,017,200.84
Muni	586	178,030,000.00	95.9445	1.610	178,880,815.00
Non-US Gov	422	318,895,000.00	96.8964	3.070	316,415,557.58
Agency MBS	1106	452,491,877.72	96.5125	4.031	445,833,797.54
MM Fund	0	793,000,000.00	1.0000	4.471	793,000,000.00
CP	98	1,065,702,000.00	98.7220	4.703	1,042,402,339.99
US Gov	585	1,840,000,000.00	95.9731	1.665	1,833,384,328.61
CD	149	2,032,000,000.00	100.0000	4.784	2,032,000,000.00
Agency	702	5,986,934,250.00	95.4797	2.795	5,928,773,246.08
<b>Total</b>	<b>508</b>	<b>12,814,168,327.71</b>	<b>90.0895</b>	<b>3.257</b>	<b>12,717,827,849.24</b>

Footnotes: 9,10,11,12,13



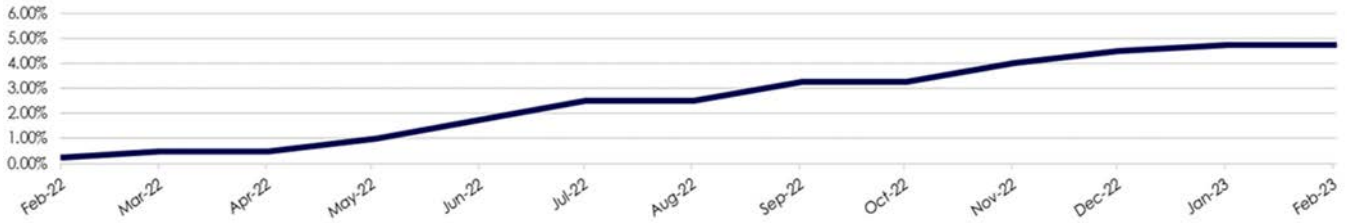
Month	Monthly Receipts	Monthly Disbursements	Difference	Required Matured Investments	Balance	Actual Investments Maturing	Available to Invest > 1 Year
03/2023					102.47		
03/2023	2,350.00	1,800.00	550.00		652.47	1,578.09	
04/2023	2,750.00	2,070.00	680.00		1,332.47	165.06	
05/2023	1,600.00	2,500.00	-900.00		432.47	1,918.00	
06/2023	2,300.00	2,400.00	-100.00		332.47	1,115.39	
07/2023	1,400.00	2,100.00	-700.00	378.96	11.43	356.78	
08/2023	1,800.00	1,600.00	200.00		211.43	572.15	
09/2023	2,100.00	1,750.00	350.00		561.43	718.94	
10/2023	1,750.00	2,100.00	-350.00		211.43	481.61	
11/2023	1,670.00	1,800.00	-130.00		81.43	522.40	
12/2023	3,900.00	1,800.00	2100.00		2,181.43	223.54	
01/2024	1,800.00	2,800.00	-1000.00		1,181.43	520.03	
02/2024	1,600.00	2,200.00	-600.00		581.43	200.21	
<b>TOTALS</b>	<b>25,020.00</b>	<b>24,920.00</b>	<b>100.00</b>	<b>378.96</b>	<b>7,873.79</b>	<b>8,372.21</b>	<b>12,435.21</b>
				<b>2.96%</b>		<b>65.34%</b>	<b>97.04%</b>

# FIXED INCOME MARKETS

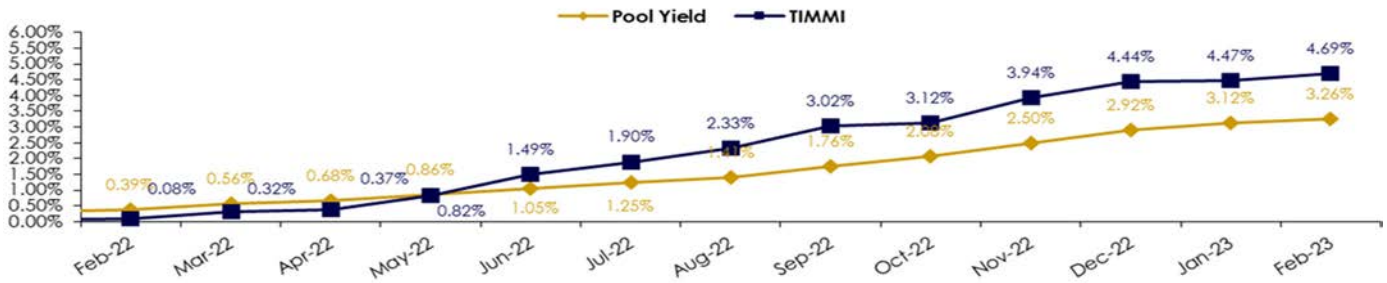
## FED FUNDS RATE

Fed Fund Rate: 4.50% to 4.75%

Next FOMC Scheduled Meeting: 03/22/2023



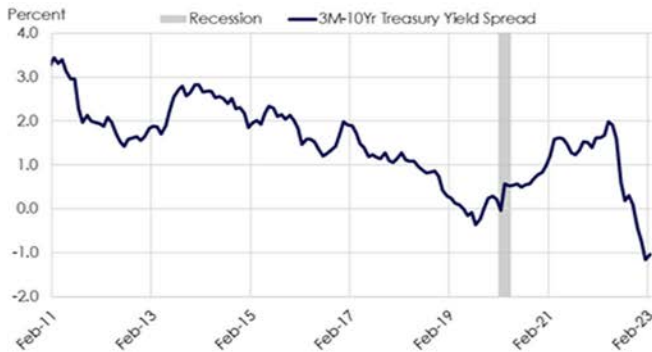
## TIMMI



The Treasurer's Institutional Money Market Index (TIMMI) is a composite index of four AAA rated prime institutional money market funds.

Their average yield is compared to the yield of the Treasurer's Pooled Investment Fund in the above graph.

## US Treasury Market



US Treasury Yield Curve	3 Mo	6 Mo	1 Yr	2 Yr	3 Yr	5 Yr	10 Yr	30 Yr
02/28/2023 - 02/01/2023	0.22	0.38	0.36	0.72	0.76	0.70	0.53	0.38
02/28/2023	4.88	5.17	5.02	4.81	4.51	4.18	3.92	3.93
02/01/2023	4.66	4.79	4.66	4.09	3.75	3.48	3.39	3.55



# Compliance Status: Full Compliance

The Treasurer's Pooled Investment Fund was in full compliance with the County of Riverside's Treasurer's Statement of Investment Policy. The County's Statement of Investment Policy is more restrictive than California Government Code 53646. The County's Investment Policy is reviewed annually by the County of Riverside's Oversight Committee and approved by the Board of Supervisors.

Investment Category	GOVERNMENT CODE			COUNTY INVESTMENT POLICY			Actual %
	Maximum Maturity	Authorized % Limit	S&P/ Moody's	Maximum Maturity	Authorized % Limit	S&P/ Moody's	
MUNICIPAL BONDS (MUNI)	5 YEARS	NO LIMIT	NA	4 YEARS	15%	AA-/Aa3/AA-	1.41%
U.S. TREASURIES	5 YEARS	NO LIMIT	NA	5 YEARS	100%	NA	14.41%
LOCAL AGENCY OBLIGATIONS (LAO)	5 YEARS	NO LIMIT	NA	3 YEARS	2.50%	INVESTMENT GRADE	0.00%
FEDERAL AGENCIES	5 YEARS	NO LIMIT	AAA	5 YEARS	100%	NA	50.34%
COMMERCIAL PAPER (CP)	270 DAYS	40%	A1/P1	270 DAYS	40%	A1/P1/F1	8.20%
NEGOTIABLE CERTIFICATE OF DEPOSITS & COLLATERALIZED TIME DEPOSITS (NCD & TCD)	5 YEARS	30%	NA	1 YEAR	25% Combined	A1/P1/F1	15.97%
INT'L BANK FOR RECONSTRUCTION AND DEVELOPMENT AND INT'L FINANCE CORPORATION	NA	NA	NA	4 YEARS	20%	AA/Aa/AA	2.49%
REPURCHASE AGREEMENTS (REPO)	1 YEARS	NO LIMIT	NA	45 DAYS	40% max, 25% in term repo over 7 days	A1/P1/F1	0.00%
REVERSE REPOS	92 DAYS	20%	NA	60 DAYS	10%	NA	0.00%
MEDIUM TERM NOTES (MTNO)	5 YEARS	30%	A	3 YEARS	20%	A/A2/A	0.00%
CALTRUST SHORT TERM FUND	NA	NA	NA	DAILY LIQUIDITY	1.00%	NA	0.72%
MONEY MARKET MUTUAL FUNDS (MMF)	60 DAYS <sup>(1)</sup>	20%	AAA/Aaa <sup>(2)</sup>	DAILY LIQUIDITY	20%	AAA by 2 Of 3 RATINGS AGC.	6.26%
LOCAL AGENCY INVESTMENT FUND (LAIF)	NA	NA	NA	DAILY LIQUIDITY	Max \$50 million	NA	0.00%
CASH/DEPOSIT ACCOUNT	NA	NA	NA	NA	NA	NA	0.00%



Agency  
AGCY BOND

Cusip	Description	Yield	Market Price	Final Maturity	Par Value	Market Value	Book Value	Net Unrealized Gain/Loss
313382AX1	FEDERAL HOME LOAN BANKS	2.691	99.9307	03/10/2023	11,750,000.00	11,741,857.25	11,748,404.09	(6,546.84)
3133EL7E8	FEDERAL FARM CREDIT BANKS FUNDING CORP	0.250	99.8123	03/15/2023	10,000,000.00	9,981,230.00	9,999,884.43	(18,654.43)
3133EJKN8	FEDERAL FARM CREDIT BANKS FUNDING CORP	2.719	99.7477	04/11/2023	10,000,000.00	9,974,770.00	9,999,781.87	(25,011.87)
3133ENW6	FEDERAL FARM CREDIT BANKS FUNDING CORP	0.457	98.9587	05/23/2023	50,000,000.00	49,479,350.00	49,990,700.93	(511,350.93)
3134GKX8	FEDERAL HOME LOAN MORTGAGE CORP	0.260	98.8177	06/01/2023	10,000,000.00	9,881,770.00	9,999,746.89	(117,976.89)
3134GKX8	FEDERAL HOME LOAN MORTGAGE CORP	0.256	98.8177	06/01/2023	10,000,000.00	9,881,770.00	9,999,847.97	(118,077.97)
3134GKX8	FEDERAL HOME LOAN MORTGAGE CORP	0.270	98.8177	06/01/2023	10,000,000.00	9,881,770.00	9,999,493.78	(117,723.78)
3130AS5B1	FEDERAL HOME LOAN BANKS	2.201	99.2473	06/09/2023	10,000,000.00	9,924,730.00	10,000,000.00	(75,270.00)
3130AS4G1	FEDERAL HOME LOAN BANKS	2.289	99.2693	06/09/2023	10,000,000.00	9,926,930.00	10,000,000.00	(73,070.00)
3130AS4T3	FEDERAL HOME LOAN BANKS	2.325	99.2608	06/12/2023	10,000,000.00	9,926,080.00	10,000,000.00	(73,920.00)
3133EMKG6	FEDERAL FARM CREDIT BANKS FUNDING CORP	0.200	98.6015	06/15/2023	15,000,000.00	14,790,225.00	15,000,000.00	(209,775.00)
3130AUNE0	FEDERAL HOME LOAN BANKS	4.780	99.9067	06/26/2023	15,000,000.00	14,986,005.00	15,000,000.00	(13,995.00)
3130AUNE0	FEDERAL HOME LOAN BANKS	4.780	99.9067	06/26/2023	10,000,000.00	9,990,670.00	10,000,000.00	(9,330.00)
3130ATEU7	FEDERAL HOME LOAN BANKS	4.017	99.6523	06/29/2023	25,000,000.00	24,913,075.00	25,000,000.00	(86,925.00)
3134GXHH0	FEDERAL HOME LOAN MORTGAGE CORP	0.220	98.3898	06/30/2023	10,000,000.00	9,838,980.00	10,000,000.00	(161,020.00)
3132X03B5	FEDERAL AGRICULTURAL MORTGAGE CORP	2.960	99.2595	06/30/2023	10,000,000.00	9,925,950.00	9,996,492.91	(70,542.91)
3130AQAQ6	FEDERAL HOME LOAN BANKS	0.500	98.4800	06/30/2023	50,000,000.00	49,240,000.00	50,000,000.00	(760,000.00)
3130AQ7C1	FEDERAL HOME LOAN BANKS	0.500	98.4800	06/30/2023	50,000,000.00	49,240,000.00	50,000,000.00	(760,000.00)
3130ATLNS	FEDERAL HOME LOAN BANKS	4.308	99.6733	07/27/2023	25,000,000.00	24,918,325.00	25,000,000.00	(81,675.00)
3133EL3E2	FEDERAL FARM CREDIT BANKS FUNDING CORP	0.320	97.8410	08/10/2023	15,945,000.00	15,600,747.45	15,945,000.00	(344,252.55)
3130ATRJ8	FEDERAL HOME LOAN BANKS	4.680	99.7854	08/15/2023	25,000,000.00	24,946,350.00	24,997,594.07	(51,244.07)
3130ATYZ4	FEDERAL HOME LOAN BANKS	4.840	99.8653	08/15/2023	50,000,000.00	49,932,650.00	50,000,000.00	(67,350.00)
3136G4K51	FEDERAL NATIONAL MORTGAGE ASSOCIATION	0.310	97.7378	08/17/2023	15,000,000.00	14,660,670.00	15,000,000.00	(339,330.00)
3135G0U43	FEDERAL NATIONAL MORTGAGE ASSOCIATION	2.345	98.8275	09/12/2023	30,000,000.00	29,648,250.00	30,082,024.14	(433,774.14)
3130ATEZ6	FEDERAL HOME LOAN BANKS	4.200	99.4068	09/20/2023	15,000,000.00	14,911,020.00	15,000,000.00	(88,980.00)
3133EMLE0	FEDERAL FARM CREDIT BANKS FUNDING CORP	0.190	97.1830	09/22/2023	10,000,000.00	9,718,300.00	10,000,000.00	(281,700.00)
3130ATBH9	FEDERAL HOME LOAN BANKS	3.700	99.1093	09/27/2023	20,000,000.00	19,821,860.00	20,000,000.00	(178,140.00)
3130ASLE7	FEDERAL HOME LOAN BANKS	3.203	98.8206	09/29/2023	25,000,000.00	24,705,150.00	25,000,000.00	(294,850.00)
3130ATE52	FEDERAL HOME LOAN BANKS	4.200	99.3816	09/29/2023	50,000,000.00	49,690,800.00	50,000,000.00	(309,200.00)
3133EID48	FEDERAL FARM CREDIT BANKS FUNDING CORP	3.092	98.7990	10/02/2023	10,000,000.00	9,879,900.00	9,997,559.74	(117,659.74)
3133EMDM1	FEDERAL FARM CREDIT BANKS FUNDING CORP	0.270	96.8525	10/20/2023	10,000,000.00	9,685,250.00	10,000,000.00	(314,750.00)
3130AULH2	FEDERAL HOME LOAN BANKS	5.011	99.9002	10/27/2023	25,000,000.00	24,975,050.00	25,000,000.00	(24,950.00)
3130AUYV0	FEDERAL HOME LOAN BANKS	5.047	99.8878	11/01/2023	25,000,000.00	24,971,950.00	24,994,064.92	(22,114.92)
3137EAZ52	FEDERAL HOME LOAN MORTGAGE CORP	0.280	96.7432	11/06/2023	10,000,000.00	9,674,320.00	9,997,944.68	(323,624.68)
3130AULB8	FEDERAL HOME LOAN BANKS	5.010	99.8833	11/08/2023	50,000,000.00	49,941,650.00	50,000,000.00	(58,350.00)
3135G0G65	FEDERAL NATIONAL MORTGAGE ASSOCIATION	0.310	96.5202	11/16/2023	5,000,000.00	4,826,010.00	5,000,000.00	(173,990.00)
3134GXB17	FEDERAL HOME LOAN MORTGAGE CORP	0.325	96.5133	11/16/2023	15,000,000.00	14,476,995.00	14,997,325.69	(520,330.69)
3135GA3N9	FEDERAL NATIONAL MORTGAGE ASSOCIATION	0.300	96.5133	11/16/2023	10,000,000.00	9,651,330.00	10,000,000.00	(348,670.00)
3133EN2T6	FEDERAL FARM CREDIT BANKS FUNDING CORP	4.800	99.6290	11/21/2023	15,000,000.00	14,944,350.00	14,994,744.72	(50,394.72)
3134GXCA0	FEDERAL HOME LOAN MORTGAGE CORP	0.328	96.4220	11/24/2023	10,710,000.00	10,326,796.20	10,709,338.50	(382,467.70)
3134GXCA0	FEDERAL HOME LOAN MORTGAGE CORP	0.328	96.4220	11/24/2023	10,000,000.00	9,642,200.00	9,999,387.43	(357,187.43)
3130APXH3	FEDERAL HOME LOAN BANKS	2.589	96.7251	11/27/2023	20,000,000.00	19,345,020.00	19,741,834.24	(396,814.24)
3133EMHL9	FEDERAL FARM CREDIT BANKS FUNDING CORP	0.310	96.3377	11/30/2023	10,000,000.00	9,633,770.00	10,000,000.00	(366,230.00)
3133EMJQ6	FEDERAL FARM CREDIT BANKS FUNDING CORP	0.253	96.2221	12/08/2023	9,931,000.00	9,555,816.75	9,931,007.27	(375,190.52)
3133EMKW1	FEDERAL FARM CREDIT BANKS FUNDING CORP	0.235	96.0153	12/21/2023	20,000,000.00	19,203,060.00	19,995,943.31	(792,883.31)
3133EMKW1	FEDERAL FARM CREDIT BANKS FUNDING CORP	0.235	96.0153	12/21/2023	10,000,000.00	9,601,530.00	9,997,977.21	(396,447.21)
3130AKKP0	FEDERAL HOME LOAN BANKS	0.235	95.9878	12/22/2023	15,000,000.00	14,398,170.00	14,994,550.60	(596,380.60)
3130AQF57	FEDERAL HOME LOAN BANKS	0.736	96.4147	12/22/2023	25,000,000.00	24,103,675.00	24,977,698.63	(874,023.63)
3130AUE67	FEDERAL HOME LOAN BANKS	4.838	99.6267	12/27/2023	25,000,000.00	24,906,675.00	24,982,379.48	(75,704.48)
3130AKL79	FEDERAL HOME LOAN BANKS	0.250	95.9639	12/28/2023	10,000,000.00	9,596,390.00	10,000,000.00	(403,610.00)
3133EMLT7	FEDERAL FARM CREDIT BANKS FUNDING CORP	0.235	95.9320	12/28/2023	15,000,000.00	14,389,800.00	14,996,888.16	(607,088.16)
3133EMLT7	FEDERAL FARM CREDIT BANKS FUNDING CORP	0.244	95.9320	12/28/2023	10,000,000.00	9,593,200.00	9,997,203.22	(404,003.22)
3130ASKB4	FEDERAL HOME LOAN BANKS	3.350	98.4884	12/29/2023	25,000,000.00	24,622,100.00	25,000,000.00	(377,900.00)
3133EN5M8	FEDERAL FARM CREDIT BANKS FUNDING CORP	4.875	99.6987	01/10/2024	25,000,000.00	24,924,675.00	25,000,000.00	(75,325.00)
3130AUM92	FEDERAL HOME LOAN BANKS	4.847	99.5847	01/19/2024	25,000,000.00	24,896,175.00	24,979,161.92	(82,986.92)
3134GWC66	FEDERAL HOME LOAN MORTGAGE CORP	0.420	95.8358	01/24/2024	15,000,000.00	14,375,370.00	15,000,000.00	(624,630.00)
3130AULQ1	FEDERAL HOME LOAN BANKS	4.875	99.6820	01/30/2024	25,000,000.00	24,920,500.00	25,000,000.00	(79,500.00)
3130AULQ1	FEDERAL HOME LOAN BANKS	4.875	99.6820	01/30/2024	25,000,000.00	24,920,500.00	25,000,000.00	(79,500.00)
3130AULR7	FEDERAL HOME LOAN BANKS	5.101	99.5608	02/02/2024	25,755,000.00	25,641,884.04	25,673,883.46	(31,999.42)
3130AULZ9	FEDERAL HOME LOAN BANKS	5.100	99.8664	02/21/2024	50,000,000.00	49,933,200.00	50,000,000.00	(66,800.00)
3135GA5A5	FEDERAL NATIONAL MORTGAGE ASSOCIATION	0.350	95.3512	02/23/2024	20,000,000.00	19,070,240.00	20,000,000.00	(929,760.00)
3133ELN39	FEDERAL FARM CREDIT BANKS FUNDING CORP	1.542	96.4185	02/28/2024	5,000,000.00	4,820,925.00	5,000,000.00	(179,075.00)
3136G4Z97	FEDERAL NATIONAL MORTGAGE ASSOCIATION	0.375	95.2897	02/28/2024	10,000,000.00	9,528,970.00	10,000,000.00	(471,030.00)
3130ARHG9	FEDERAL HOME LOAN BANKS	2.180	97.0384	02/28/2024	7,000,000.00	6,792,688.00	6,995,879.83	(203,191.83)
3133EPCB9	FEDERAL FARM CREDIT BANKS FUNDING CORP	5.116	99.9174	02/28/2024	25,000,000.00	24,979,350.00	24,995,263.01	(15,913.01)
3133ENR83	FEDERAL FARM CREDIT BANKS FUNDING CORP	1.764	96.3888	03/14/2024	20,000,000.00	19,277,760.00	19,971,795.35	(694,035.35)
3133EMTW2	FEDERAL FARM CREDIT BANKS FUNDING CORP	0.107	95.0185	03/18/2024	25,000,000.00	23,754,625.00	24,998,125.31	(1,243,500.31)
3130AKKF2	FEDERAL HOME LOAN BANKS	0.279	94.8043	03/28/2024	15,000,000.00	14,220,645.00	14,998,504.84	(777,859.84)
3130AKKF2	FEDERAL HOME LOAN BANKS	0.270	94.8043	03/28/2024	10,000,000.00	9,480,430.00	10,000,000.00	(519,570.00)
3130AKKF2	FEDERAL HOME LOAN BANKS	0.270	94.8043	03/28/2024	15,000,000.00	14,220,645.00	15,000,000.00	(779,355.00)
3136G4W1	FEDERAL NATIONAL MORTGAGE ASSOCIATION	0.320	94.8558	03/28/2024	10,000,000.00	9,485,580.00	10,000,000.00	(514,420.00)
3130ARF55	FEDERAL HOME LOAN BANKS	2.000	96.6071	03/28/2024	10,000,000.00	9,660,710.00	10,000,000.00	(339,290.00)
3133EMVD1	FEDERAL FARM CREDIT BANKS FUNDING CORP	0.330	94.7704	04/05/2024	10,000,000.00	9,477,040.00	10,000,000.00	(522,960.00)
3130ALTJ3	FEDERAL HOME LOAN BANKS	0.375	94.7823	04/08/2024	10,000,000.00	9,478,230.00	10,000,000.00	(521,770.00)
3133ENUS7	FEDERAL FARM CREDIT BANKS FUNDING CORP	2.050	97.0707	04/18/2024	10,000,000.00	9,707,070.00	10,000,000.00	(292,930.00)
3133ENUS7	FEDERAL FARM CREDIT BANKS FUNDING CORP	2.721	97.0707	04/18/2024	10,520,000.00	10,211,837.64	10,503,712.94	(291,875.30)
3134GVAL0	FEDERAL HOME LOAN MORTGAGE CORP	0.500	94.6752	04/29/2024	15,000,000.00	14,201,280.00	15,000,000.00	(798,720.00)
3135GA2P5	FEDERAL NATIONAL MORTGAGE ASSOCIATION	0.356	94.4618	05/03/2024	3,500,000.00	3,306,163.00	3,499,763.50	(193,600.50)
3135GA3C3	FEDERAL NATIONAL MORTGAGE ASSOCIATION	0.350	94.2975	05/17/2024	10,000,000.00	9,429,750.00	10,000,000.00	(570,250.00)
3135GA3C3	FEDERAL NATIONAL MORTGAGE ASSOCIATION	0.350	94.2975	05/17/2024	10,000,000.00	9,429,750.00	10,000,000.00	(570,250.00)
3134GXCF9	FEDERAL HOME LOAN MORTGAGE CORP	0.400	94.2742	05/24/2024	10,000,000.00	9,427,420.00	10,000,000.00	(572,580.00)
3134GXCF9	FEDERAL HOME LOAN MORTGAGE CORP	0.400	94.2742	05/24/2024	10,000,000.00	9,427,420.00	10,000,000.00	(572,580.00)
3134GVYX0	FEDERAL HOME LOAN MORTGAGE CORP	0.500	94.3448	06/03/2024	10,000,000.00	9,434,480.00	10,000,000.00	(565,520.00)
3133ENYX2	FEDERAL FARM CREDIT BANKS FUNDING CORP	3.439	97.5830	06/17/2024	10,000,000.00	9,758,300.00	9,976,462.11	(218,162.11)
3134GXV50	FEDERAL HOME LOAN MORTGAGE CORP	2.900	97.0888	06/21/2024	10,000,000.00	9,708,880.00	10,000,000.00	(291,120.00)
3134GWR32	FEDERAL HOME LOAN MORTGAGE CORP	0.410	93.9305	06/24/2024	10,000,000.00	9,393,050.00	10,000,000.00	(606,950.00)
3130AKLB0	FEDERAL HOME LOAN BANKS	0.260	93.6948	06/28/2024	15,000,000.00	14,054,220.00	15,000,000.00	(945,780.00)
3130AKLB0	FEDERAL HOME LOAN BANKS	0.260	93.6948	06/28/2024	10,000,000.00	9,369,480.00	10,000,000.00	(630,520.00)
3130AQ6U2	FEDERAL HOME LOAN BANKS	1.000	94.6285	06/28/2024	25,000,000.00	23,657,125.00	25,000,000.00	(1,342,875.

3130ALHT7	FEDERAL HOME LOAN BANKS	0.510	93.0136	09/30/2024	25,000,000.00	23,253,400.00	25,000,000.00	(1,746,600.00)
3130APBH7	FEDERAL HOME LOAN BANKS	0.590	93.1034	09/30/2024	20,000,000.00	18,620,680.00	19,993,660.58	(1,372,980.58)
3130ARMT5	FEDERAL HOME LOAN BANKS	2.838	96.3809	10/25/2024	10,000,000.00	9,638,090.00	9,994,039.47	(355,949.47)
3135G06E8	FEDERAL NATIONAL MORTGAGE ASSOCIATION	0.420	92.4317	11/18/2024	10,000,000.00	9,243,170.00	10,000,000.00	(756,830.00)
3130ALF25	FEDERAL HOME LOAN BANKS	0.400	92.3135	11/26/2024	5,000,000.00	4,615,675.00	5,000,000.00	(384,325.00)
3130AK3T1	FEDERAL HOME LOAN BANKS	0.500	92.3259	12/09/2024	10,000,000.00	9,232,590.00	10,000,000.00	(767,410.00)
3133ENGN4	FEDERAL FARM CREDIT BANKS FUNDING CORP	0.970	93.1754	12/09/2024	10,000,000.00	9,317,540.00	10,000,000.00	(682,460.00)
3130ANRBS	FEDERAL HOME LOAN BANKS	0.553	92.3294	12/17/2024	10,000,000.00	9,232,940.00	9,999,446.50	(766,506.50)
3133EMLP5	FEDERAL FARM CREDIT BANKS FUNDING CORP	0.320	91.9885	12/23/2024	5,000,000.00	4,599,425.00	5,000,000.00	(400,575.00)
3133EMLP5	FEDERAL FARM CREDIT BANKS FUNDING CORP	0.320	91.9885	12/23/2024	15,000,000.00	13,798,275.00	15,000,000.00	(1,201,725.00)
3133EMLP5	FEDERAL FARM CREDIT BANKS FUNDING CORP	0.339	91.9885	12/23/2024	10,000,000.00	9,198,850.00	9,996,582.13	(797,732.13)
3133ENKS8	FEDERAL FARM CREDIT BANKS FUNDING CORP	1.202	93.0474	01/06/2025	5,000,000.00	4,670,370.00	4,993,019.02	(322,649.02)
3135G0X24	FEDERAL NATIONAL MORTGAGE ASSOCIATION	1.098	94.2715	01/07/2025	10,000,000.00	9,427,150.00	10,095,666.98	(668,516.98)
3134GWY29	FEDERAL HOME LOAN MORTGAGE CORP	0.510	92.0989	01/29/2025	15,000,000.00	13,814,835.00	15,000,000.00	(1,185,165.00)
3133ENPY0	FEDERAL FARM CREDIT BANKS FUNDING CORP	1.764	94.1674	02/25/2025	5,000,000.00	4,708,370.00	4,998,673.36	(290,303.36)
3133EMSC7	FEDERAL FARM CREDIT BANKS FUNDING CORP	0.512	91.2526	03/03/2025	10,000,000.00	9,125,260.00	9,993,723.93	(868,463.93)
3133EMSC7	FEDERAL FARM CREDIT BANKS FUNDING CORP	0.480	91.2526	03/03/2025	5,000,000.00	4,562,630.00	5,000,000.00	(437,370.00)
3130AR4V0	FEDERAL HOME LOAN BANKS	2.150	94.4547	03/14/2025	5,000,000.00	4,722,735.00	5,000,000.00	(277,265.00)
3130ALLP7	FEDERAL HOME LOAN BANKS	0.688	91.4231	03/17/2025	15,000,000.00	13,713,465.00	14,988,424.01	(1,274,959.01)
3130ALLP7	FEDERAL HOME LOAN BANKS	0.701	91.4231	03/17/2025	25,000,000.00	22,855,775.00	24,974,025.30	(2,118,250.30)
3130ALLN34	FEDERAL HOME LOAN BANKS	0.700	91.4541	03/24/2025	10,000,000.00	9,145,410.00	10,000,000.00	(854,590.00)
3134GWY22	FEDERAL HOME LOAN MORTGAGE CORP	0.475	91.0195	03/24/2025	15,000,000.00	13,652,925.00	15,000,000.00	(1,347,075.00)
3130ALNK6	FEDERAL HOME LOAN BANKS	0.625	91.2998	03/25/2025	10,000,000.00	9,129,980.00	10,000,000.00	(870,020.00)
3130ALKF0	FEDERAL HOME LOAN BANKS	0.625	91.2998	03/25/2025	10,000,000.00	9,129,980.00	10,000,000.00	(870,020.00)
3130ALKF0	FEDERAL HOME LOAN BANKS	0.625	91.2998	03/25/2025	10,000,000.00	9,129,980.00	10,000,000.00	(870,020.00)
3130AR7D7	FEDERAL HOME LOAN BANKS	2.050	94.2076	03/25/2025	5,000,000.00	4,710,380.00	5,000,000.00	(289,620.00)
3134GWY26	FEDERAL HOME LOAN MORTGAGE CORP	0.500	91.0289	03/28/2025	10,000,000.00	9,102,890.00	10,000,000.00	(897,110.00)
3133EMUP5	FEDERAL FARM CREDIT BANKS FUNDING CORP	0.710	91.3979	04/01/2025	10,000,000.00	9,139,790.00	10,000,000.00	(860,210.00)
3133EMUP5	FEDERAL FARM CREDIT BANKS FUNDING CORP	0.710	91.3979	04/01/2025	10,000,000.00	9,139,790.00	10,000,000.00	(860,210.00)
3130ALWL4	FEDERAL HOME LOAN BANKS	0.720	91.3532	04/08/2025	15,000,000.00	13,702,980.00	15,000,000.00	(1,297,020.00)
3130ALDX9	FEDERAL HOME LOAN BANKS	0.500	90.5462	05/23/2025	14,750,000.00	13,355,564.50	14,750,000.00	(1,394,435.50)
3134GVRV2	FEDERAL HOME LOAN MORTGAGE CORP	0.750	91.0284	05/27/2025	10,000,000.00	9,102,840.00	10,000,000.00	(897,160.00)
3134GVVW6	FEDERAL HOME LOAN MORTGAGE CORP	0.730	90.9778	05/28/2025	5,000,000.00	4,548,890.00	5,000,000.00	(451,110.00)
3134GVVW6	FEDERAL HOME LOAN MORTGAGE CORP	0.730	90.9778	05/28/2025	10,000,000.00	9,097,780.00	10,000,000.00	(902,220.00)
3134GVYB1	FEDERAL HOME LOAN MORTGAGE CORP	0.760	91.0195	05/28/2025	15,000,000.00	13,652,925.00	14,996,622.64	(1,343,697.64)
3130ARS06	FEDERAL HOME LOAN BANKS	2.900	95.5504	05/29/2025	10,000,000.00	9,555,040.00	10,000,000.00	(444,960.00)
3134GEV95	FEDERAL HOME LOAN MORTGAGE CORP	0.650	91.2648	06/09/2025	15,000,000.00	13,689,720.00	15,000,000.00	(1,310,280.00)
3133ELH80	FEDERAL FARM CREDIT BANKS FUNDING CORP	0.680	90.7789	06/10/2025	5,025,000.00	4,561,639.73	5,025,000.00	(463,360.28)
3134GWP91	FEDERAL HOME LOAN MORTGAGE CORP	0.500	90.3446	06/16/2025	5,000,000.00	4,517,230.00	5,000,000.00	(482,770.00)
3130ALHZ0	FEDERAL HOME LOAN BANKS	0.530	90.3909	06/18/2025	10,000,000.00	9,039,090.00	10,000,000.00	(960,910.00)
3135GA424	FEDERAL NATIONAL MORTGAGE ASSOCIATION	0.500	90.2716	06/24/2025	10,000,000.00	9,027,160.00	10,000,000.00	(972,840.00)
3134GXYR9	FEDERAL HOME LOAN MORTGAGE CORP	3.560	96.6810	06/27/2025	10,000,000.00	9,668,100.00	10,000,000.00	(331,900.00)
3136G4XK4	FEDERAL NATIONAL MORTGAGE ASSOCIATION	0.650	90.5840	06/30/2025	5,000,000.00	4,529,200.00	5,000,000.00	(470,800.00)
3130ALLU93	FEDERAL HOME LOAN BANKS	0.750	90.8021	06/30/2025	10,000,000.00	9,080,210.00	10,000,000.00	(919,790.00)
3136G4XZ1	FEDERAL NATIONAL MORTGAGE ASSOCIATION	0.740	90.7792	06/30/2025	5,000,000.00	4,538,960.00	5,000,000.00	(461,040.00)
3136G4XR9	FEDERAL NATIONAL MORTGAGE ASSOCIATION	0.740	90.7209	07/07/2025	14,900,000.00	13,517,414.10	14,900,000.00	(1,382,585.90)
3136G4YU1	FEDERAL NATIONAL MORTGAGE ASSOCIATION	0.730	90.6322	07/15/2025	15,000,000.00	13,594,830.00	15,000,000.00	(1,405,170.00)
3136G4C27	FEDERAL NATIONAL MORTGAGE ASSOCIATION	0.700	90.4486	07/29/2025	15,000,000.00	13,567,290.00	15,000,000.00	(1,432,710.00)
3136G4D75	FEDERAL NATIONAL MORTGAGE ASSOCIATION	0.600	90.2245	07/29/2025	10,000,000.00	9,022,450.00	10,000,000.00	(977,550.00)
3136G4F32	FEDERAL NATIONAL MORTGAGE ASSOCIATION	0.600	90.2245	07/29/2025	10,000,000.00	9,022,450.00	10,000,000.00	(977,550.00)
3136G4B77	FEDERAL NATIONAL MORTGAGE ASSOCIATION	0.700	90.3538	08/04/2025	10,000,000.00	9,035,380.00	10,000,000.00	(964,620.00)
3136G4B77	FEDERAL NATIONAL MORTGAGE ASSOCIATION	0.700	90.3538	08/04/2025	15,000,000.00	13,553,070.00	15,000,000.00	(1,446,930.00)
3136G4H63	FEDERAL NATIONAL MORTGAGE ASSOCIATION	0.550	89.8844	08/19/2025	15,000,000.00	13,482,660.00	15,000,000.00	(1,517,340.00)
3134GWLW4	FEDERAL HOME LOAN MORTGAGE CORP	0.625	90.0650	08/19/2025	10,000,000.00	9,006,500.00	10,000,000.00	(993,500.00)
3130ALFN9	FEDERAL HOME LOAN BANKS	0.550	89.8536	08/25/2025	5,000,000.00	4,492,680.00	5,000,000.00	(507,320.00)
3136G4X40	FEDERAL NATIONAL MORTGAGE ASSOCIATION	0.600	89.9601	08/26/2025	10,000,000.00	8,996,010.00	10,000,000.00	(1,003,990.00)
3136G4ZF9	FEDERAL NATIONAL MORTGAGE ASSOCIATION	0.625	90.0093	08/27/2025	5,000,000.00	4,500,465.00	5,000,000.00	(499,535.00)
3136G4Q97	FEDERAL NATIONAL MORTGAGE ASSOCIATION	0.650	90.0670	08/27/2025	8,650,000.00	7,790,795.50	8,650,000.00	(859,204.50)
3134GWL38	FEDERAL HOME LOAN MORTGAGE CORP	0.540	89.6536	09/15/2025	10,000,000.00	8,965,360.00	10,000,000.00	(1,034,640.00)
3134GWL38	FEDERAL HOME LOAN MORTGAGE CORP	0.540	89.6536	09/15/2025	15,000,000.00	13,448,040.00	15,000,000.00	(1,551,960.00)
3137EAEX3	FEDERAL HOME LOAN MORTGAGE CORP	0.497	89.7879	09/23/2025	10,000,000.00	8,978,790.00	9,969,078.92	(990,288.92)
3134GWTG1	FEDERAL HOME LOAN MORTGAGE CORP	0.600	89.6507	09/30/2025	5,000,000.00	4,482,535.00	5,000,000.00	(517,465.00)
3135G06A6	FEDERAL NATIONAL MORTGAGE ASSOCIATION	0.580	89.4400	10/20/2025	10,000,000.00	8,944,000.00	10,000,000.00	(1,056,000.00)
3135G06A6	FEDERAL NATIONAL MORTGAGE ASSOCIATION	0.587	89.4400	10/20/2025	10,000,000.00	8,944,000.00	9,998,134.73	(1,054,134.73)
3134GWZV1	FEDERAL HOME LOAN MORTGAGE CORP	1.238	89.5947	10/22/2025	15,000,000.00	13,459,205.00	14,772,793.73	(1,333,588.73)
3136G45C3	FEDERAL NATIONAL MORTGAGE ASSOCIATION	0.540	89.2851	10/27/2025	10,000,000.00	8,928,510.00	10,000,000.00	(1,071,490.00)
3134GW3X2	FEDERAL HOME LOAN MORTGAGE CORP	0.625	89.4936	10/27/2025	10,000,000.00	8,949,360.00	10,000,000.00	(1,050,640.00)
3134GW3Z7	FEDERAL HOME LOAN MORTGAGE CORP	0.600	89.4242	10/28/2025	10,000,000.00	8,942,420.00	10,000,000.00	(1,057,580.00)
3134GW3Y0	FEDERAL HOME LOAN MORTGAGE CORP	0.550	89.3014	10/28/2025	10,000,000.00	8,930,140.00	10,000,000.00	(1,069,860.00)
3136G46S7	FEDERAL NATIONAL MORTGAGE ASSOCIATION	0.650	89.3260	10/28/2025	5,000,000.00	4,466,300.00	5,000,000.00	(533,700.00)
3135G06C2	FEDERAL NATIONAL MORTGAGE ASSOCIATION	0.600	89.4161	10/29/2025	10,000,000.00	8,941,610.00	10,000,000.00	(1,058,390.00)
3135G06C2	FEDERAL NATIONAL MORTGAGE ASSOCIATION	0.604	89.4161	10/29/2025	10,000,000.00	8,941,610.00	9,998,933.61	(1,057,323.61)
3136G46N8	FEDERAL NATIONAL MORTGAGE ASSOCIATION	0.600	89.4161	10/29/2025	5,000,000.00	4,470,805.00	5,000,000.00	(529,195.00)
3135GA2N0	FEDERAL NATIONAL MORTGAGE ASSOCIATION	0.550	89.3124	11/04/2025	10,000,000.00	8,931,240.00	10,000,000.00	(1,068,760.00)
3135G06G3	FEDERAL NATIONAL MORTGAGE ASSOCIATION	0.573	89.7498	11/07/2025	14,000,000.00	12,564,972.00	13,972,955.07	(1,407,983.07)
3134GXBM5	FEDERAL HOME LOAN MORTGAGE CORP	0.600	89.3721	11/12/2025	5,000,000.00	4,468,605.00	5,000,000.00	(531,395.00)
3134GXBM5	FEDERAL HOME LOAN MORTGAGE CORP	0.600	89.3721	11/12/2025	5,000,000.00	4,468,605.00	5,000,000.00	(531,395.00)
3135GA2Z3	FEDERAL NATIONAL MORTGAGE ASSOCIATION	0.560	89.2321	11/17/2025	5,000,000.00	4,461,605.00	5,000,000.00	(538,395.00)
3135GA2Z3	FEDERAL NATIONAL MORTGAGE ASSOCIATION	0.560	89.2321	11/17/2025	5,000,000.00	4,461,605.00	5,000,000.00	(538,395.00)
3135GA2Z3	FEDERAL NATIONAL MORTGAGE ASSOCIATION	0.560	89.2321	11/17/2025	10,000,000.00	8,923,210.00	10,000,000.00	(1,076,790.00)
3135GA4P3	FEDERAL NATIONAL MORTGAGE ASSOCIATION	0.650	89.4494	11/18/2025	20,000,000.00	17,889,880.00	20,000,000.00	(2,110,120.00)
3135GA3Z2	FEDERAL NATIONAL MORTGAGE ASSOCIATION	0.600	89.2921	11/25/2025	15,000,000.00	13,393,815.00	15,000,000.00	(1,606,185.00)
3133EMLR1	FEDERAL FARM CREDIT BANKS FUNDING CORP	0.506	88.8103	12/23/2025	12,430,000.00	11,039,120.29	12,427,897.46	(1,388,777.17)
3134GXHL1	FEDERAL HOME LOAN MORTGAGE CORP	0.700	89.2744	12/30/2025	10,000,000.00	8,927,440.00	10,000,000.00	(1,072,560.00)
3130AL2G8	FEDERAL HOME LOAN BANKS	0.615	88.4633	02/18/2026	5,000,000.00	4,423,165.00	4,997,770.45	(574,605.45)
3130ALBX1	FEDERAL HOME LOAN BANKS	0.580	88.3689	02/23/2026	10,000,000.00	8,836,890.00	10,000,000.00	(1,163,110.00)
3130ALCV4	FEDERAL HOME LOAN BANKS	2.112	88.8255	02/24/2026	25,000,000.00	22,206,375.00	24,030,662.34	(1,824,287.34)
3130AL6K5	FEDERAL HOME LOAN BANKS	0.580	88.3529	02/25/2026	6,000,000.00	5,301,174.00	6,000,000.00	(698,826.00)
3130ALEM2	FEDERAL HOME LOAN BANKS	0.790	88.9275	02/25/2026	10,000,000.00	8,892,750.00	10,000,000.00	(1,107,250.00)
3130ALEM2	FEDERAL HOME LOAN BANKS	0.790	88.9275					

3133EMZS4	FEDERAL FARM CREDIT BANKS FUNDING CORP	0.900	88.6505	05/18/2026	5,000,000.00	4,432,525.00	5,000,000.00	(567,475.00)
3130AMJN3	FEDERAL HOME LOAN BANKS	1.030	89.0328	05/26/2026	5,000,000.00	4,451,640.00	5,000,000.00	(548,360.00)
3130AMKB7	FEDERAL HOME LOAN BANKS	1.050	89.0916	05/26/2026	15,000,000.00	13,363,740.00	15,000,000.00	(1,636,260.00)
3130AMME9	FEDERAL HOME LOAN BANKS	1.000	88.9445	05/26/2026	10,000,000.00	8,894,450.00	10,000,000.00	(1,105,550.00)
3130AMS52	FEDERAL HOME LOAN BANKS	1.000	88.8564	06/08/2026	15,000,000.00	13,328,460.00	15,000,000.00	(1,671,540.00)
3130AMMZ2	FEDERAL HOME LOAN BANKS	1.000	88.8124	06/10/2026	5,000,000.00	4,440,620.00	5,000,000.00	(559,380.00)
3130AMWTS	FEDERAL HOME LOAN BANKS	1.050	88.8872	06/26/2026	15,000,000.00	13,333,080.00	15,000,000.00	(1,666,920.00)
3130AMT69	FEDERAL HOME LOAN BANKS	1.070	88.9478	06/26/2026	10,000,000.00	8,894,780.00	10,000,000.00	(1,105,220.00)
3130ASDK2	FEDERAL HOME LOAN BANKS	3.250	96.2207	06/29/2026	5,250,000.00	5,051,586.75	5,250,000.00	(198,413.25)
3130AN3B4	FEDERAL HOME LOAN BANKS	1.020	88.6723	07/06/2026	15,000,000.00	13,300,845.00	15,000,000.00	(1,699,155.00)
3133EMZS4	FEDERAL FARM CREDIT BANKS FUNDING CORP	0.990	88.6161	07/13/2026	10,000,000.00	8,861,610.00	10,000,000.00	(1,138,390.00)
3133EMQ62	FEDERAL FARM CREDIT BANKS FUNDING CORP	0.990	88.6161	07/13/2026	10,000,000.00	8,861,610.00	10,000,000.00	(1,138,390.00)
3130ANSK2	FEDERAL HOME LOAN BANKS	4.366	90.8662	07/20/2026	2,375,000.00	2,158,072.25	2,164,211.25	(6,139.00)
3130AN3R9	FEDERAL HOME LOAN BANKS	1.130	88.9178	07/20/2026	10,000,000.00	8,891,780.00	10,000,000.00	(1,108,220.00)
3133ENB66	FEDERAL FARM CREDIT BANKS FUNDING CORP	3.174	95.9999	07/20/2026	10,000,000.00	9,599,990.00	9,992,379.88	(392,389.88)
3130ANBX7	FEDERAL HOME LOAN BANKS	1.000	88.4728	07/22/2026	15,000,000.00	13,270,920.00	15,000,000.00	(1,729,080.00)
3130ANAJ9	FEDERAL HOME LOAN BANKS	1.000	88.4102	07/27/2026	10,000,000.00	8,841,020.00	10,000,000.00	(1,158,980.00)
3130ANAJ9	FEDERAL HOME LOAN BANKS	1.000	88.4102	07/27/2026	15,000,000.00	13,261,530.00	15,000,000.00	(1,738,470.00)
3133ENC99	FEDERAL FARM CREDIT BANKS FUNDING CORP	3.629	96.4695	07/27/2026	20,000,000.00	19,293,900.00	20,024,462.81	(730,562.81)
3133ENV72	FEDERAL FARM CREDIT BANKS FUNDING CORP	4.590	100.2019	07/27/2026	5,000,000.00	5,010,095.00	4,986,346.90	23,748.10
3133ENV72	FEDERAL FARM CREDIT BANKS FUNDING CORP	4.638	100.2019	07/27/2026	5,000,000.00	5,010,095.00	4,978,918.33	31,176.67
3133ENV72	FEDERAL FARM CREDIT BANKS FUNDING CORP	4.477	100.2019	07/27/2026	5,000,000.00	5,010,095.00	5,003,875.48	6,219.52
3133END80	FEDERAL FARM CREDIT BANKS FUNDING CORP	2.873	95.5204	08/03/2026	10,000,000.00	9,552,040.00	10,040,758.11	(488,718.11)
3130ANFD7	FEDERAL HOME LOAN BANKS	1.000	88.3461	08/05/2026	10,000,000.00	8,834,610.00	10,000,000.00	(1,165,390.00)
3134GX4V3	FEDERAL HOME LOAN MORTGAGE CORP	5.002	99.7915	08/10/2026	4,500,000.00	4,490,617.50	4,500,000.00	(9,382.50)
3130ANE48	FEDERAL HOME LOAN BANKS	1.000	88.2654	08/17/2026	10,000,000.00	8,826,540.00	10,000,000.00	(1,173,460.00)
3130ANMH0	FEDERAL HOME LOAN BANKS	1.100	88.5581	08/20/2026	10,000,000.00	8,855,810.00	10,000,000.00	(1,144,190.00)
3130ANMH0	FEDERAL HOME LOAN BANKS	1.668	88.5581	08/20/2026	10,000,000.00	8,855,810.00	9,810,727.80	(954,917.80)
3130ANMH0	FEDERAL HOME LOAN BANKS	3.132	88.5581	08/20/2026	15,000,000.00	13,283,715.00	14,012,918.70	(729,203.70)
3133ENH45	FEDERAL FARM CREDIT BANKS FUNDING CORP	3.137	95.8505	08/24/2026	5,000,000.00	4,792,525.00	4,998,084.16	(205,559.16)
3133ENH45	FEDERAL FARM CREDIT BANKS FUNDING CORP	3.294	95.8505	08/24/2026	5,000,000.00	4,792,525.00	4,972,624.54	(180,099.54)
3130ANPF1	FEDERAL HOME LOAN BANKS	1.000	88.1836	08/25/2026	10,000,000.00	8,818,360.00	10,000,000.00	(1,181,640.00)
3130ANSC5	FEDERAL HOME LOAN BANKS	1.000	88.1760	08/26/2026	15,000,000.00	13,226,400.00	15,000,000.00	(1,773,600.00)
3130ANT59	FEDERAL HOME LOAN BANKS	1.000	88.1769	08/26/2026	15,000,000.00	13,226,535.00	15,000,000.00	(1,773,465.00)
3130ATFH5	FEDERAL HOME LOAN BANKS	3.941	97.8508	09/11/2026	5,000,000.00	4,892,540.00	4,969,094.94	(76,554.94)
3130ATHV2	FEDERAL HOME LOAN BANKS	4.312	99.4678	09/11/2026	1,000,000.00	994,678.00	998,016.76	(3,338.76)
3130AP5M3	FEDERAL HOME LOAN BANKS	1.040	88.1081	09/28/2026	15,000,000.00	13,216,215.00	15,000,000.00	(1,783,785.00)
3130APAD7	FEDERAL HOME LOAN BANKS	1.035	88.1475	09/28/2026	15,000,000.00	13,222,125.00	15,000,000.00	(1,777,875.00)
3130ANYN4	FEDERAL HOME LOAN BANKS	1.000	87.9664	09/30/2026	10,000,000.00	8,796,640.00	10,000,000.00	(1,203,360.00)
3133ENT67	FEDERAL FARM CREDIT BANKS FUNDING CORP	4.318	99.1352	10/19/2026	5,000,000.00	4,956,760.00	4,988,728.82	(31,968.82)
3133ENT67	FEDERAL FARM CREDIT BANKS FUNDING CORP	4.318	99.1352	10/19/2026	5,000,000.00	4,956,760.00	4,988,728.82	(31,968.82)
3133ENBK5	FEDERAL FARM CREDIT BANKS FUNDING CORP	1.249	88.2861	10/20/2026	10,000,000.00	8,828,610.00	9,961,451.66	(1,132,841.66)
3133ENBK5	FEDERAL FARM CREDIT BANKS FUNDING CORP	1.340	88.2861	10/20/2026	10,000,000.00	8,828,610.00	9,929,741.24	(1,101,131.24)
3133EN7A2	FEDERAL FARM CREDIT BANKS FUNDING CORP	3.827	97.1596	10/26/2026	4,300,000.00	4,177,862.80	4,270,857.21	(92,994.41)
3134GW4C7	FEDERAL HOME LOAN MORTGAGE CORP	3.046	87.0654	10/27/2026	20,000,000.00	17,413,080.00	18,475,464.72	(1,062,384.72)
3134GW4C7	FEDERAL HOME LOAN MORTGAGE CORP	3.092	87.0654	10/27/2026	20,000,000.00	17,413,080.00	18,439,198.96	(1,026,118.96)
3134GW4C7	FEDERAL HOME LOAN MORTGAGE CORP	3.488	87.0654	10/27/2026	5,000,000.00	4,353,270.00	4,546,172.29	(192,902.29)
3134GW6C5	FEDERAL HOME LOAN MORTGAGE CORP	3.122	87.0583	10/28/2026	15,000,000.00	13,058,745.00	13,818,695.01	(759,950.01)
3130ARUF6	FEDERAL HOME LOAN BANKS	3.125	94.9602	10/29/2026	10,000,000.00	9,496,020.00	10,000,000.00	(503,980.00)
3133ENEM8	FEDERAL FARM CREDIT BANKS FUNDING CORP	1.430	89.1056	11/23/2026	10,000,000.00	8,910,560.00	10,000,000.00	(1,089,440.00)
3130APPW1	FEDERAL HOME LOAN BANKS	1.503	89.3357	11/24/2026	20,000,000.00	17,867,140.00	19,997,750.41	(2,130,610.41)
3130ATVE4	FEDERAL HOME LOAN BANKS	3.986	100.3878	12/11/2026	5,000,000.00	5,019,390.00	5,088,625.79	(69,235.79)
3133EN4G2	FEDERAL FARM CREDIT BANKS FUNDING CORP	3.923	98.4593	12/15/2026	25,000,000.00	24,614,825.00	25,014,456.71	(399,631.71)
3130AQF65	FEDERAL HOME LOAN BANKS	1.306	89.0569	12/21/2026	10,000,000.00	8,905,690.00	9,979,413.20	(1,073,723.20)
3130AQY9	FEDERAL HOME LOAN BANKS	1.500	89.1259	12/30/2026	25,000,000.00	22,281,475.00	25,000,000.00	(2,718,525.00)
3133ENKZ4	FEDERAL FARM CREDIT BANKS FUNDING CORP	1.908	88.8657	01/11/2027	10,000,000.00	8,886,570.00	9,839,010.01	(952,440.01)
3133ENL21	FEDERAL FARM CREDIT BANKS FUNDING CORP	1.860	89.7815	01/26/2027	10,000,000.00	8,978,150.00	9,970,243.36	(992,093.36)
3130AQHS5	FEDERAL HOME LOAN BANKS	1.984	89.5184	01/28/2027	10,000,000.00	8,951,840.00	9,894,543.12	(942,703.12)
3130AQHS5	FEDERAL HOME LOAN BANKS	2.086	89.5184	01/28/2027	20,000,000.00	17,903,680.00	19,714,041.13	(1,810,361.13)
3130AQKM4	FEDERAL HOME LOAN BANKS	1.750	89.6809	01/28/2027	11,250,000.00	10,089,101.25	11,250,000.00	(1,160,898.75)
3130AKYH3	FEDERAL HOME LOAN BANKS	1.746	86.4726	02/10/2027	10,000,000.00	8,647,260.00	9,655,116.72	(1,007,856.72)
3130AL2X1	FEDERAL HOME LOAN BANKS	3.001	86.4947	02/17/2027	10,000,000.00	8,649,470.00	9,211,044.19	(561,574.19)
3134GYZ29	FEDERAL HOME LOAN MORTGAGE CORP	4.750	99.0128	02/23/2027	10,000,000.00	9,901,280.00	10,000,000.00	(98,720.00)
3130ALLED2	FEDERAL HOME LOAN BANKS	2.050	87.0498	02/24/2027	15,000,000.00	13,057,470.00	14,417,841.06	(1,360,371.06)
3130ALLED2	FEDERAL HOME LOAN BANKS	3.001	87.0498	02/24/2027	20,000,000.00	17,409,960.00	18,536,157.99	(1,126,197.99)
3130AQRQ8	FEDERAL HOME LOAN BANKS	2.000	90.3647	02/25/2027	10,000,000.00	9,036,470.00	10,000,000.00	(963,530.00)
3130AQRH8	FEDERAL HOME LOAN BANKS	2.000	90.3647	02/25/2027	5,000,000.00	4,518,235.00	5,000,000.00	(481,765.00)
3130AQRH8	FEDERAL HOME LOAN BANKS	2.000	90.3647	02/25/2027	5,000,000.00	4,518,235.00	5,000,000.00	(481,765.00)
3130AR6U0	FEDERAL HOME LOAN BANKS	2.500	92.0304	03/22/2027	5,000,000.00	4,601,520.00	5,000,000.00	(398,480.00)
3130ARHX2	FEDERAL HOME LOAN BANKS	3.000	93.4575	03/25/2027	10,000,000.00	9,345,750.00	10,000,000.00	(654,250.00)
3130ARHX2	FEDERAL HOME LOAN BANKS	3.000	93.4575	03/25/2027	10,000,000.00	9,345,750.00	10,000,000.00	(654,250.00)
3130ARHX2	FEDERAL HOME LOAN BANKS	3.000	93.4575	03/25/2027	10,000,000.00	9,345,750.00	10,000,000.00	(654,250.00)
3133ENV99	FEDERAL FARM CREDIT BANKS FUNDING CORP	2.913	94.4685	04/26/2027	10,000,000.00	9,446,850.00	9,985,378.31	(538,528.31)
3133EN6V7	FEDERAL FARM CREDIT BANKS FUNDING CORP	3.606	97.2955	04/26/2027	8,000,000.00	7,783,640.00	8,006,103.21	(222,463.21)
3133EN6V7	FEDERAL FARM CREDIT BANKS FUNDING CORP	3.623	97.2955	04/26/2027	2,000,000.00	1,945,910.00	2,000,267.99	(54,357.99)
3133EN6V7	FEDERAL FARM CREDIT BANKS FUNDING CORP	3.744	97.2955	04/26/2027	4,820,000.00	4,689,643.10	4,798,361.18	(108,718.08)
3130ARPV7	FEDERAL HOME LOAN BANKS	3.500	94.7887	04/28/2027	10,000,000.00	9,478,870.00	10,000,000.00	(521,130.00)
3130ARSF9	FEDERAL HOME LOAN BANKS	3.000	94.1777	04/29/2027	10,000,000.00	9,417,770.00	10,000,000.00	(582,230.00)
3130AS3F4	FEDERAL HOME LOAN BANKS	3.770	95.5175	05/26/2027	10,000,000.00	9,551,750.00	10,000,000.00	(448,250.00)
3130ASGU7	FEDERAL HOME LOAN BANKS	3.095	96.8075	06/11/2027	10,000,000.00	9,680,750.00	10,159,610.70	(478,860.70)
3130ASDV8	FEDERAL HOME LOAN BANKS	3.300	94.7118	06/28/2027	10,000,000.00	9,471,180.00	10,000,000.00	(528,820.00)
3130ASH44	FEDERAL HOME LOAN BANKS	4.700	97.3433	06/30/2027	15,000,000.00	14,601,495.00	15,000,000.00	(398,505.00)
3134GXZW7	FEDERAL HOME LOAN MORTGAGE CORP	4.250	96.6308	06/30/2027	10,000,000.00	9,663,080.00	10,000,000.00	(336,920.00)
3130AUAP9	FEDERAL HOME LOAN BANKS	4.450	97.5958	06/30/2027	25,000,000.00	24,398,950.00	25,000,000.00	(601,050.00)
3133ENB33	FEDERAL FARM CREDIT BANKS FUNDING CORP	3.075	95.0619	07/19/2027	10,000,000.00	9,506,190.00	9,989,917.03	(483,727.03)
3134GYDU3	FEDERAL HOME LOAN MORTGAGE CORP	4.720	98.2762	07/30/2027	25,000,000.00	24,569,050.00	25,000,000.00	(430,950.00)
3130ATHW0	FEDERAL HOME LOAN BANKS	4.239	99.3787	09/10/2027	2,000,000.00	1,987,574.00	1,990,754.56	(3,180.56)
3130ATHW0	FEDERAL HOME LOAN BANKS	4.241	99.3787	09/10/2027	3,000,000.00	2,981,361.00	2,985,976.96	(4,615.96)
3133ENL99	FEDERAL FARM CREDIT BANKS FUNDING CORP	3.467	96.3120	09/15/2027	10,000,000.00	9,631,200.00	9,961,932.04	(330,732.04)
3133ENL99	FEDERAL FARM CREDIT BANKS FUNDING CORP	3.830	96.3120	09/15/2027	10,000,000.00	9,631,200.00	9,813,587.50	(182,387.50)
3130ATE70	FEDERAL HOME LOAN BANKS	3.702	97.6231	0				

3130ATW45	FEDERAL HOME LOAN BANKS	4.851	99.5368	11/29/2027	4,895,000.00	4,872,326.36	4,911,046.02	(38,719.66)
3134GY4W9	FEDERAL HOME LOAN MORTGAGE CORP	5.040	99.1779	11/29/2027	5,000,000.00	4,958,895.00	5,000,000.00	(41,105.00)
3134GY4W9	FEDERAL HOME LOAN MORTGAGE CORP	5.040	99.1779	11/29/2027	10,000,000.00	9,917,790.00	10,000,000.00	(82,210.00)
3133EN3H1	FEDERAL FARM CREDIT BANKS FUNDING CORP	4.080	98.9000	11/29/2027	25,000,000.00	24,725,000.00	24,914,878.03	(189,878.03)
3133EN3H1	FEDERAL FARM CREDIT BANKS FUNDING CORP	4.077	98.9000	11/29/2027	25,000,000.00	24,725,000.00	24,918,309.23	(193,309.23)
3133EN3H1	FEDERAL FARM CREDIT BANKS FUNDING CORP	4.061	98.9000	11/29/2027	25,000,000.00	24,725,000.00	24,934,951.26	(209,951.26)
3130ATYK7	FEDERAL HOME LOAN BANKS	5.100	99.5078	11/30/2027	5,000,000.00	4,975,390.00	5,000,000.00	(24,610.00)
3130ATU54	FEDERAL HOME LOAN BANKS	3.796	100.0012	12/10/2027	25,000,000.00	25,000,300.00	25,488,150.36	(487,850.36)
3130ATU54	FEDERAL HOME LOAN BANKS	4.036	100.0012	12/10/2027	15,000,000.00	15,000,180.00	15,136,636.97	(136,456.97)
3130ATU54	FEDERAL HOME LOAN BANKS	4.002	100.0012	12/10/2027	50,000,000.00	50,000,600.00	50,528,950.11	(528,350.11)
3133EN4S6	FEDERAL FARM CREDIT BANKS FUNDING CORP	3.896	97.7903	12/22/2027	15,000,000.00	14,668,545.00	14,905,318.29	(236,773.29)
3130AUCX8	FEDERAL HOME LOAN BANKS	4.770	99.6131	12/27/2027	25,000,000.00	24,903,275.00	25,000,000.00	(96,725.00)
3134GYC26	FEDERAL HOME LOAN MORTGAGE CORP	4.800	99.4394	12/29/2027	10,000,000.00	9,943,940.00	10,000,000.00	(56,060.00)
3134GYC26	FEDERAL HOME LOAN MORTGAGE CORP	4.800	99.4394	12/29/2027	15,000,000.00	14,915,910.00	15,000,000.00	(84,090.00)
3134GYA11	FEDERAL HOME LOAN MORTGAGE CORP	4.800	98.1902	12/30/2027	25,000,000.00	24,547,550.00	25,000,000.00	(452,450.00)
3134GYC75	FEDERAL HOME LOAN MORTGAGE CORP	4.800	99.7227	12/30/2027	15,000,000.00	14,958,405.00	15,000,000.00	(41,595.00)
3134GYC75	FEDERAL HOME LOAN MORTGAGE CORP	4.510	97.3914	12/30/2027	25,000,000.00	24,347,850.00	25,000,000.00	(652,150.00)
3133EN5N6	FEDERAL FARM CREDIT BANKS FUNDING CORP	4.000	98.9656	01/06/2028	25,000,000.00	24,741,400.00	25,000,000.00	(258,600.00)
3133EN5N6	FEDERAL FARM CREDIT BANKS FUNDING CORP	3.713	98.9656	01/06/2028	20,000,000.00	19,793,120.00	20,252,328.08	(459,208.08)
3133EN5N6	FEDERAL FARM CREDIT BANKS FUNDING CORP	3.757	98.9656	01/06/2028	18,000,000.00	17,813,808.00	18,191,269.74	(377,461.74)
3133EN5N6	FEDERAL FARM CREDIT BANKS FUNDING CORP	3.530	98.9656	01/06/2028	10,000,000.00	9,896,560.00	10,207,554.62	(310,994.62)
3134GYEF5	FEDERAL HOME LOAN MORTGAGE CORP	4.970	99.3123	01/26/2028	10,000,000.00	9,931,230.00	10,000,000.00	(68,770.00)
3134GYG71	FEDERAL HOME LOAN MORTGAGE CORP	5.050	98.4056	01/26/2028	10,000,000.00	9,840,560.00	10,000,000.00	(159,440.00)
3134GYG97	FEDERAL HOME LOAN MORTGAGE CORP	4.180	96.4610	02/07/2028	25,000,000.00	24,115,250.00	25,000,000.00	(884,750.00)
3134GYR7	FEDERAL HOME LOAN MORTGAGE CORP	4.900	99.0174	02/09/2028	10,000,000.00	9,901,740.00	10,000,000.00	(98,260.00)
3134GYKJ0	FEDERAL HOME LOAN MORTGAGE CORP	5.276	99.7303	02/28/2028	10,000,000.00	9,973,030.00	10,000,000.00	(26,970.00)
---	---	2.238	94.6527	08/04/2025	4,488,445,250.00	4,247,408,693.16	4,474,559,978.31	(227,151,285.15)

Agency  
AGCY DISC

Cusip	Description	Yield	Market Price	Final Maturity	Par Value	Market Value	Book Value	Net Unrealized Gain/Loss
313384CP2	FEDERAL HOME LOAN BANKS	4.516	99.9749	03/03/2023	25,000,000.00	24,993,725.00	24,993,819.44	(94.44)
313384DJ5	FEDERAL HOME LOAN BANKS	3.102	99.7328	03/22/2023	25,000,000.00	24,933,200.00	24,955,520.84	(22,320.84)
313384EG0	FEDERAL HOME LOAN BANKS	1.722	99.4418	04/13/2023	25,000,000.00	24,860,450.00	24,949,236.11	(88,786.11)
313384EQ8	FEDERAL HOME LOAN BANKS	4.595	99.3336	04/21/2023	25,000,000.00	24,833,400.00	24,840,270.83	(6,870.83)
313384EX3	FEDERAL HOME LOAN BANKS	4.560	99.2372	04/28/2023	25,000,000.00	24,809,300.00	24,819,756.94	(10,456.94)
313384FE4	FEDERAL HOME LOAN BANKS	4.115	99.1414	05/05/2023	50,000,000.00	49,570,700.00	49,636,631.94	(65,931.94)
313384FH7	FEDERAL HOME LOAN BANKS	4.636	99.0999	05/08/2023	100,000,000.00	99,099,900.00	99,141,500.00	(41,600.00)
313384FM6	FEDERAL HOME LOAN BANKS	3.938	99.0449	05/12/2023	50,000,000.00	49,522,450.00	49,615,000.00	(92,550.00)
313384FM6	FEDERAL HOME LOAN BANKS	3.938	99.0449	05/12/2023	25,000,000.00	24,761,225.00	24,807,500.00	(46,275.00)
313384FM6	FEDERAL HOME LOAN BANKS	4.773	99.0449	05/12/2023	22,300,000.00	22,087,012.70	22,090,826.00	(3,813.30)
313384FQ7	FEDERAL HOME LOAN BANKS	3.969	99.0029	05/15/2023	25,000,000.00	24,750,725.00	24,797,916.67	(47,191.67)
313384PQ7	FEDERAL HOME LOAN BANKS	4.644	99.0029	05/15/2023	25,000,000.00	24,750,725.00	24,763,020.83	(12,295.83)
313384FS3	FEDERAL HOME LOAN BANKS	4.783	98.9742	05/17/2023	4,000,000.00	3,958,968.00	3,959,797.45	(829.45)
313384FT1	FEDERAL HOME LOAN BANKS	2.061	98.9608	05/18/2023	50,000,000.00	49,480,400.00	49,780,083.33	(299,683.33)
313384FY0	FEDERAL HOME LOAN BANKS	2.035	98.8895	05/23/2023	17,189,000.00	16,998,116.16	17,109,541.46	(111,425.31)
313384FZ7	FEDERAL HOME LOAN BANKS	4.836	98.8761	05/24/2023	50,000,000.00	49,438,050.00	49,445,833.33	(7,783.33)
313384GF0	FEDERAL HOME LOAN BANKS	4.679	98.7907	05/30/2023	25,000,000.00	24,697,675.00	24,713,750.00	(16,075.00)
313384GG8	FEDERAL HOME LOAN BANKS	4.674	98.7773	05/31/2023	25,000,000.00	24,694,325.00	24,710,885.42	(16,560.42)
313384GG8	FEDERAL HOME LOAN BANKS	4.674	98.7773	05/31/2023	25,000,000.00	24,694,325.00	24,710,885.42	(16,560.42)
313384GG8	FEDERAL HOME LOAN BANKS	4.674	98.7773	05/31/2023	25,000,000.00	24,694,325.00	24,710,886.16	(16,561.16)
313384GM5	FEDERAL HOME LOAN BANKS	4.429	98.7074	06/05/2023	25,000,000.00	24,676,850.00	24,712,000.00	(35,150.00)
313384GW3	FEDERAL HOME LOAN BANKS	4.244	98.5832	06/14/2023	30,000,000.00	29,574,960.00	29,637,750.00	(62,790.00)
313384GX1	FEDERAL HOME LOAN BANKS	4.725	98.5667	06/15/2023	25,000,000.00	24,641,675.00	24,659,548.61	(17,873.61)
313384HF9	FEDERAL HOME LOAN BANKS	4.718	98.4553	06/23/2023	25,000,000.00	24,613,825.00	24,635,041.67	(21,216.67)
313384HL6	FEDERAL HOME LOAN BANKS	4.715	98.3841	06/28/2023	50,000,000.00	49,192,050.00	49,240,548.61	(48,498.61)
313384HR3	FEDERAL HOME LOAN BANKS	4.772	98.3127	07/03/2023	15,000,000.00	14,746,905.00	14,758,975.00	(12,070.00)
313588HZ1	FEDERAL NATIONAL MORTGAGE ASSOCIATION	4.791	98.2001	07/11/2023	10,000,000.00	9,820,010.00	9,828,033.33	(8,023.33)
313588UC0	FEDERAL NATIONAL MORTGAGE ASSOCIATION	4.792	98.1554	07/14/2023	5,000,000.00	4,907,770.00	4,912,062.50	(4,292.50)
313588UC0	FEDERAL NATIONAL MORTGAGE ASSOCIATION	4.792	98.1554	07/14/2023	10,000,000.00	9,815,540.00	9,824,125.00	(8,585.00)
313384JW0	FEDERAL HOME LOAN BANKS	4.797	97.8963	08/01/2023	25,000,000.00	24,474,075.00	24,502,750.00	(28,675.00)
313384JZ3	FEDERAL HOME LOAN BANKS	4.806	97.8507	08/04/2023	12,500,000.00	12,231,337.50	12,245,958.34	(14,620.84)
313384KD0	FEDERAL HOME LOAN BANKS	4.775	97.7955	08/08/2023	25,000,000.00	24,448,875.00	24,484,444.44	(35,569.44)
313384KL2	FEDERAL HOME LOAN BANKS	4.644	97.6896	08/15/2023	25,000,000.00	24,422,400.00	24,477,545.14	(55,145.14)
313384KL2	FEDERAL HOME LOAN BANKS	4.802	97.6896	08/15/2023	10,000,000.00	9,768,960.00	9,782,900.00	(13,940.00)
313384KL2	FEDERAL HOME LOAN BANKS	4.785	97.6896	08/15/2023	15,000,000.00	14,653,440.00	14,675,393.75	(21,953.75)
313384LC1	FEDERAL HOME LOAN BANKS	4.121	97.4578	08/31/2023	25,000,000.00	24,364,450.00	24,491,666.67	(127,216.67)
313384LD9	FEDERAL HOME LOAN BANKS	4.786	97.4439	09/01/2023	15,000,000.00	14,616,585.00	14,642,733.33	(26,148.33)
313384LD9	FEDERAL HOME LOAN BANKS	4.786	97.4439	09/01/2023	25,000,000.00	24,360,975.00	24,404,555.56	(43,580.56)
313384LK3	FEDERAL HOME LOAN BANKS	4.773	97.3606	09/07/2023	25,000,000.00	24,340,150.00	24,387,777.78	(47,627.78)
313384LQ0	FEDERAL HOME LOAN BANKS	4.829	97.2856	09/12/2023	12,500,000.00	12,160,700.00	12,181,770.83	(21,070.83)
313384LT4	FEDERAL HOME LOAN BANKS	4.776	97.2438	09/15/2023	25,000,000.00	24,310,950.00	24,362,000.00	(51,050.00)
313384LT4	FEDERAL HOME LOAN BANKS	4.801	97.2438	09/15/2023	10,000,000.00	9,724,380.00	9,743,150.28	(18,770.28)
313384LW7	FEDERAL HOME LOAN BANKS	4.777	97.2020	09/18/2023	70,000,000.00	68,041,400.00	68,186,533.34	(145,133.34)
313384LZ0	FEDERAL HOME LOAN BANKS	4.778	97.1603	09/21/2023	25,000,000.00	24,290,075.00	24,342,667.30	(52,592.30)
313384MH9	FEDERAL HOME LOAN BANKS	4.780	97.0489	09/29/2023	25,000,000.00	24,262,225.00	24,316,888.89	(54,663.89)
313384MH9	FEDERAL HOME LOAN BANKS	4.780	97.0489	09/29/2023	25,000,000.00	24,262,225.00	24,316,888.89	(54,663.89)
313384MX4	FEDERAL HOME LOAN BANKS	4.960	96.8476	10/13/2023	10,000,000.00	9,684,760.00	9,697,411.11	(12,651.11)
313384MX4	FEDERAL HOME LOAN BANKS	4.960	96.8476	10/13/2023	10,000,000.00	9,684,760.00	9,697,411.11	(12,651.11)
313384NE5	FEDERAL HOME LOAN BANKS	4.539	96.7500	10/20/2023	50,000,000.00	48,375,000.00	48,579,347.22	(204,347.22)
313384NM7	FEDERAL HOME LOAN BANKS	4.821	96.6523	10/27/2023	15,000,000.00	14,497,845.00	14,532,000.00	(34,155.00)
313384PG8	FEDERAL HOME LOAN BANKS	4.799	96.3799	11/15/2023	25,000,000.00	24,094,975.00	24,163,645.83	(68,670.83)
313384PG8	FEDERAL HOME LOAN BANKS	4.828	96.3799	11/15/2023	10,000,000.00	9,637,990.00	9,663,300.00	(25,310.00)
313384PG8	FEDERAL HOME LOAN BANKS	4.992	96.3799	11/15/2023	5,000,000.00	4,818,995.00	4,825,894.44	(6,899.44)
313384PM5	FEDERAL HOME LOAN BANKS	4.796	96.3100	11/20/2023	25,000,000.00	24,077,500.00	24,148,416.67	(70,916.67)
313384RS0	FEDERAL HOME LOAN BANKS	5.024	95.5602	01/12/2024	10,000,000.00	9,556,020.00	9,572,930.55	(16,910.55)
313384RS0	FEDERAL HOME LOAN BANKS	5.024	95.5602	01/12/2024	10,000,000.00	9,556,020.00	9,572,930.55	(16,910.55)
313384RS0	FEDERAL HOME LOAN BANKS	5.024	95.5602	01/12/2024	15,000,000.00	14,334,030.00	14,359,395.84	(25,365.84)
313384SL4	FEDERAL HOME LOAN BANKS	5.103	95.3081	01/30/2024	50,000,000.00	47,654,050.00	47,710,833.34	(56,783.34)
313396TB9	FEDERAL HOME LOAN MORTGAGE CORP	5.985	95.0981	02/14/2024	10,000,000.00	9,509,810.00	9,533,333.34	(23,523.34)
313396TC7	FEDERAL HOME LOAN MORTGAGE CORP	4.982	95.0840	02/15/2024	10,000,000.00	9,508,400.00	9,532,000.00	(23,600.00)
---	---	4.452	98.0394	07/21/2023	1,498,489,000.00	1,468,897,959.36	1,471,468,151.98	(2,570,192.63)

Agency CMO  
FHLMC CMO

Cusip	Description	Yield	Market Price	Final Maturity	Par Value	Market Value	Book Value	Net Unrealized Gain/Loss
3137B3NA2	FHMS K-03							

Cusip	Description	Yield	Market Price	Final Maturity	Par Value	Market Value	Book Value	Net Unrealized Gain/Loss
3136AW7J0	FNA 2017-M8 A2	3.448	94.0930	05/25/2027	13,056,529.35	12,285,286.43	12,912,529.07	(627,242.64)
<b>3136AW7J0</b>	<b>FNA 2017-M8 A2</b>	<b>3.448</b>	<b>94.0930</b>	<b>05/25/2027</b>	<b>13,056,529.35</b>	<b>12,285,286.43</b>	<b>12,912,529.07</b>	<b>(627,242.64)</b>
<b>Agency MBS</b>								
<b>FHLMC</b>								
Cusip	Description	Yield	Market Price	Final Maturity	Par Value	Market Value	Book Value	Net Unrealized Gain/Loss
3137B3N32	FHMS K-031 A2	3.494	99.5488	04/25/2023	20,911,217.75	20,816,867.59	20,901,559.99	(84,692.40)
3137B4W8B	FHMS K-033 A2	3.422	99.2634	07/25/2023	19,575,679.79	19,431,478.68	19,541,366.10	(109,887.42)
3137B5J6	FHMS K-034 A2	3.499	99.2640	07/25/2023	23,841,755.75	23,666,285.43	23,824,559.70	(158,274.26)
3137B5KW2	FHMS K-035 A2	3.667	99.1837	08/25/2023	24,505,654.50	24,305,614.60	24,462,124.83	(156,510.23)
3137B7M29	FHMS K-036 A2	4.912	98.8334	10/25/2023	14,210,068.94	14,044,290.29	14,086,056.39	(41,766.10)
3137B7YY9	FHMS K-037 A2	4.889	98.4933	01/25/2024	9,500,000.00	9,356,861.41	9,390,700.29	(33,838.88)
3137FMU67	FHMS K-735 A2	3.518	94.4716	05/25/2026	14,882,691.75	14,059,917.17	14,594,148.30	(534,231.13)
3137FNWX4	FHMS K-736 A2	3.655	92.6105	07/25/2026	10,000,000.00	9,261,047.30	9,588,671.08	(327,623.78)
3137BTUM1	FHMS K-061 A2	4.501	95.3214	11/25/2026	9,000,000.00	8,578,924.56	8,653,529.96	(74,605.40)
3137BYLD0	FHMS K-L01 A2E	4.184	94.7294	02/25/2027	15,000,000.00	14,209,409.55	14,518,471.96	(309,062.41)
3137BXQY1	FHMS K-064 A2	3.154	94.6580	03/25/2027	1,000,000.00	946,580.37	1,001,475.25	(54,894.88)
3137F2LJ3	FHMS K-066 A2	3.111	94.0947	06/25/2027	11,095,000.00	10,439,804.75	11,085,837.42	(646,032.68)
3132XGRH1	FH WN2287	3.945	95.7790	11/01/2027	25,000,000.00	23,944,750.00	24,789,475.34	(844,725.34)
3132XGQ74	FH WN2277	4.062	95.9380	11/01/2027	10,000,000.00	9,593,800.00	9,887,779.34	(293,979.34)
---	---	<b>3.828</b>	<b>97.2079</b>	<b>04/07/2025</b>	<b>208,522,068.48</b>	<b>202,655,631.70</b>	<b>206,325,755.94</b>	<b>(3,670,124.24)</b>
<b>Agency MBS</b>								
<b>FNMA</b>								
Cusip	Description	Yield	Market Price	Final Maturity	Par Value	Market Value	Book Value	Net Unrealized Gain/Loss
3138L36P5	FN AM5577	5.568	98.9970	06/01/2023	13,057,678.33	12,926,709.81	12,964,266.89	(37,557.07)
3138LEG86	FN AN2007	3.059	98.6600	07/01/2023	4,970,889.46	4,904,279.54	4,953,360.58	(49,081.04)
3136AHAG5	FNA 2013-M14 A2	5.541	98.6038	10/25/2023	4,469,128.45	4,406,731.69	4,427,531.58	(20,799.90)
3136AKQM8	FNA 2014-M8 A2	5.910	97.1221	06/25/2024	7,673,897.60	7,453,051.35	7,510,286.80	(57,235.46)
3138LCH81	FN AN0254	3.738	94.5470	12/01/2025	7,433,373.40	7,028,031.55	7,320,898.90	(292,867.36)
3138LCHR9	FEDERAL NATIONAL MORTGAGE ASSOCIATION	2.939	94.5470	12/01/2025	14,212,950.90	13,437,918.69	14,202,527.42	(764,608.74)
3138LDSW9	FN AN1760	4.176	92.5430	06/01/2026	15,000,000.00	13,881,450.00	14,657,958.07	(776,508.07)
3138LENE7	FN AN2188	3.543	92.2940	07/01/2026	10,000,000.00	9,229,400.00	9,842,790.88	(613,390.88)
3138LHUZ5	FN AN5099	3.076	94.0210	04/01/2027	24,273,980.75	22,822,639.44	24,254,031.72	(1,431,392.28)
3138LHZL1	FN AN5246	3.365	94.0880	05/01/2027	7,100,000.00	6,680,248.00	7,071,614.15	(391,366.15)
3138LJ5T3	FN AN6257	4.582	93.9950	08/01/2027	15,431,926.45	14,505,239.26	14,699,188.42	(193,949.16)
3136BML55	FNA 2022-M11 A2	4.554	92.6963	10/25/2027	29,557,983.90	27,399,160.68	28,228,345.13	(829,184.45)
3140LHVX5	FN BS6929	4.280	98.2870	11/01/2027	31,100,000.00	30,567,257.00	31,002,076.43	(434,819.43)
3140LHA55	FN BS7116	4.363	98.5940	11/01/2027	20,210,000.00	19,925,847.40	20,210,000.00	(284,152.60)
3140LHSB7	FN BS6813	4.363	98.8880	02/01/2028	19,478,000.00	19,261,404.64	19,459,800.11	(198,395.47)
3140LJS23	FN BS7736	4.484	98.1302	02/01/2028	20,000,000.00	19,626,040.00	19,731,399.39	(105,359.39)
---	---	<b>4.199</b>	<b>95.9620</b>	<b>12/19/2026</b>	<b>243,969,809.24</b>	<b>234,055,409.05</b>	<b>240,536,076.49</b>	<b>(6,480,667.44)</b>
<b>CD</b>								
Cusip	Description	Yield	Market Price	Final Maturity	Par Value	Market Value	Book Value	Net Unrealized Gain/Loss
86959RH52	Svenska Handels AB Publ - New York Branch	4.200	100.0000	03/17/2023	75,000,000.00	75,000,000.00	75,000,000.00	0.00
89114WVA0	Toronto-Dominion Bank - New York Branch	2.200	100.0000	03/20/2023	20,000,000.00	20,000,000.00	20,000,000.00	0.00
78012U5F8	Royal Bank of Canada New York Branch	2.220	100.0000	03/20/2023	35,000,000.00	35,000,000.00	35,000,000.00	0.00
86959RR44	Svenska Handels AB Publ - New York Branch	4.550	100.0000	03/22/2023	50,000,000.00	50,000,000.00	50,000,000.00	0.00
65558UXB3	Nordea ABP - New York Branch	4.150	100.0000	03/28/2023	50,000,000.00	50,000,000.00	50,000,000.00	0.00
65558UYG1	Nordea ABP - New York Branch	5.020	100.0000	05/02/2023	25,000,000.00	25,000,000.00	25,000,000.00	0.00
65558UYM8	Nordea ABP - New York Branch	4.352	100.0000	05/10/2023	87,000,000.00	87,000,000.00	87,000,000.00	0.00
89115B6S4	Toronto-Dominion Bank - New York Branch	3.850	100.0000	05/15/2023	20,000,000.00	20,000,000.00	20,000,000.00	0.00
65558UG22	Nordea ABP - New York Branch	4.770	100.0000	05/16/2023	50,000,000.00	50,000,000.00	50,000,000.00	0.00
23344NK39	DNB Bank ASA - New York Branch	4.680	100.0000	05/17/2023	50,000,000.00	50,000,000.00	50,000,000.00	0.00
23344NL38	DNB Bank ASA - New York Branch	4.680	100.0000	05/18/2023	50,000,000.00	50,000,000.00	50,000,000.00	0.00
89114WXR1	Toronto-Dominion Bank - New York Branch	1.308	100.0000	05/22/2023	25,000,000.00	25,000,000.00	25,000,000.00	0.00
21684XZA7	Rabobank Nederland - New York Branch	3.880	100.0000	05/26/2023	100,000,000.00	100,000,000.00	100,000,000.00	0.00
06367CY77	Bank of Montreal - Chicago Branch	5.180	100.0000	05/30/2023	50,000,000.00	50,000,000.00	50,000,000.00	0.00
06367D3D5	Bank of Montreal - Chicago Branch	4.700	100.0000	05/30/2023	50,000,000.00	50,000,000.00	50,000,000.00	0.00
21684XZU3	Rabobank Nederland - New York Branch	4.980	100.0000	06/06/2023	50,000,000.00	50,000,000.00	50,000,000.00	0.00
06367CX25	Bank of Montreal - Chicago Branch	4.520	100.0000	06/07/2023	50,000,000.00	50,000,000.00	50,000,000.00	0.00
06417MP74	Bank of Nova Scotia - Houston Branch	4.250	100.0000	06/09/2023	50,000,000.00	50,000,000.00	50,000,000.00	0.00
65558UC59	Nordea ABP - New York Branch	4.900	100.0000	06/20/2023	50,000,000.00	50,000,000.00	50,000,000.00	0.00
23344NL53	DNB Bank ASA - New York Branch	4.760	100.0000	06/20/2023	45,000,000.00	45,000,000.00	45,000,000.00	0.00
23344NL46	DNB Bank ASA - New York Branch	4.770	100.0000	06/20/2023	50,000,000.00	50,000,000.00	50,000,000.00	0.00
78012U6X8	Royal Bank of Canada New York Branch	3.710	100.0000	06/22/2023	25,000,000.00	25,000,000.00	25,000,000.00	0.00
65558UD66	Nordea ABP - New York Branch	4.900	100.0000	06/26/2023	35,000,000.00	35,000,000.00	35,000,000.00	0.00
89115B6P0	Toronto-Dominion Bank - New York Branch	5.260	100.0000	06/27/2023	50,000,000.00	50,000,000.00	50,000,000.00	0.00
89115B7F0	Toronto-Dominion Bank - New York Branch	5.400	100.0000	08/15/2023	50,000,000.00	50,000,000.00	50,000,000.00	0.00
78015JKE6	Royal Bank of Canada New York Branch	5.390	100.0000	08/21/2023	75,000,000.00	75,000,000.00	75,000,000.00	0.00
89115BWW6	Toronto-Dominion Bank - New York Branch	4.760	100.0000	08/31/2023	50,000,000.00	50,000,000.00	50,000,000.00	0.00
06367D2F1	Bank of Montreal - Chicago Branch	5.430	100.0000	09/01/2023	50,000,000.00	50,000,000.00	50,000,000.00	0.00
89115BCE4	Toronto-Dominion Bank - New York Branch	5.570	100.0000	09/05/2023	50,000,000.00	50,000,000.00	50,000,000.00	0.00
06417MR23	Bank of Nova Scotia - Houston Branch	4.771	100.0000	09/29/2023	50,000,000.00	50,000,000.00	50,000,000.00	0.00
89115BKK5	Toronto-Dominion Bank - New York Branch	5.410	100.0000	10/10/2023	50,000,000.00	50,000,000.00	50,000,000.00	0.00
78015JMA2	Royal Bank of Canada New York Branch	5.590	100.0000	10/11/2023	50,000,000.00	50,000,000.00	50,000,000.00	0.00
78015JQ26	Royal Bank of Canada New York Branch	5.280	100.0000	10/23/2023	25,000,000.00	25,000,000.00	25,000,000.00	0.00
06367D4H5	Bank of Montreal - Chicago Branch	5.356	100.0000	10/30/2023	50,000,000.00	50,000,000.00	50,000,000.00	0.00
89115BJK7	Toronto-Dominion Bank - New York Branch	5.470	100.0000	11/01/2023	50,000,000.00	50,000,000.00	50,000,000.00	0.00
78015JNS2	Royal Bank of Canada New York Branch	5.470	100.0000	11/22/2023	50,000,000.00	50,000,000.00	50,000,000.00	0.00
89115BMP2	Toronto-Dominion Bank - New York Branch	5.390	100.0000	11/24/2023	50,000,000.00	50,000,000.00	50,000,000.00	0.00
78015JQ19	Royal Bank of Canada New York Branch	5.410	100.0000	11/30/2023	50,000,000.00	50,000,000.00	50,000,000.00	0.00
78015JP68	Royal Bank of Canada New York Branch	4.945	100.0000	12/15/2023	50,000,000.00	50,000,000.00	50,000,000.00	0.00
78015JQA8	Royal Bank of Canada New York Branch	5.420	100.0000	01/03/2024	50,000,000.00	50,000,000.00	50,000,000.00	0.00
89115BNB2	Toronto-Dominion Bank - New York Branch	5.390	100.0000	01/10/2024	50,000,000.00	50,000,000.00	50,000,000.00	0.00
89115BRT9	Toronto-Dominion Bank - New York Branch	5.220	100.0000	01/24/2024	40,000,000.00	40,000,000.00	40,000,000.00	0.00
---	---	<b>4.784</b>	<b>100.0000</b>	<b>07/27/2023</b>	<b>2,032,000,000.00</b>	<b>2,032,000,000.00</b>	<b>2,032,000,000.00</b>	<b>0.00</b>
<b>CP</b>								
Cusip	Description	Yield	Market Price	Final Maturity	Par Value	Market Value	Book Value	Net Unrealized Gain/Loss
23102VQ11	Cummins Inc.	4.563	100.0000	03/01/2023	35,000,000.00	35,000,000.00	35,000,000.00	0.00
7426MSQ31	Private Export Funding Corporation	3.274	99.9821	03/03/2023	25,000,000.00	24,995,527.78	24,995,527.78	0.00
47816GQ69	Johnson & Johnson	4.504	99.9385	03/06/2023	51,500,000.00	51,468,313.19	51,468,313.19	0.00
89233HQE7	Toyota Motor Credit Corporation	4.680	99.8339	03/14/2023	50,000,000.00	49,916,944.44	49,916,944.44	0.00



7426M5S39	Private Export Funding Corporation	4.420	99.2440	05/03/2023	25,000,000.00	24,811,000.00	24,811,000.00	0.00
47816GS91	Johnson & Johnson	4.654	99.1279	05/09/2023	25,000,000.00	24,781,979.17	24,781,979.17	0.00
4664QSA0	J.P. Morgan Securities LLC	4.377	99.1697	05/10/2023	50,000,000.00	49,584,861.11	49,584,861.11	0.00
47816GSF7	Johnson & Johnson	4.764	99.0292	05/15/2023	25,000,000.00	24,757,291.67	24,757,291.67	0.00
02314QSH3	Amazon.com, Inc.	4.786	99.0011	05/17/2023	50,000,000.00	49,500,569.44	49,500,569.44	0.00
7426M3SK6	Private Export Funding Corporation	4.424	99.0520	05/19/2023	25,000,000.00	24,763,000.00	24,763,000.00	0.00
63763QSP3	National Securities Clearing Corporation	4.859	98.9003	05/23/2023	50,000,000.00	49,450,125.00	49,450,125.00	0.00
4664QSW2	J.P. Morgan Securities LLC	3.956	99.0350	05/30/2023	50,000,000.00	49,517,500.00	49,517,500.00	0.00
02314QSW0	Amazon.com, Inc.	4.823	98.8250	05/30/2023	50,000,000.00	49,412,500.00	49,412,500.00	0.00
7426M5SX3	Private Export Funding Corporation	4.583	98.8701	05/31/2023	25,000,000.00	24,717,520.83	24,717,520.83	0.00
47816GTS8	Johnson & Johnson	4.875	98.7307	06/05/2023	25,000,000.00	24,682,666.67	24,682,666.67	0.00
63763QTS6	National Securities Clearing Corporation	4.815	98.7413	06/05/2023	25,000,000.00	24,685,333.33	24,685,333.33	0.00
63763QU39	National Securities Clearing Corporation	4.804	98.3811	07/03/2023	50,000,000.00	49,190,555.56	49,190,555.56	0.00
63763QU62	National Securities Clearing Corporation	4.846	98.3278	07/06/2023	25,000,000.00	24,581,958.33	24,581,958.33	0.00
21687BUE9	Rabobank Nederland - New York Branch	4.991	98.1738	07/14/2023	39,202,000.00	38,486,073.48	38,486,073.48	0.00
63763QUE5	National Securities Clearing Corporation	4.939	98.1888	07/14/2023	25,000,000.00	24,547,187.50	24,547,187.50	0.00
47816GUQ0	Johnson & Johnson	5.086	97.9982	07/24/2023	50,000,000.00	48,999,097.22	48,999,097.22	0.00
7426M3VF3	Private Export Funding Corporation	4.850	97.8058	08/15/2023	21,000,000.00	20,539,219.17	20,539,219.17	0.00
7426M3VF3	Private Export Funding Corporation	4.850	97.8058	08/15/2023	4,000,000.00	3,912,232.22	3,912,232.22	(0.00)
4664QWT4	J.P. Morgan Securities LLC	5.139	97.0950	09/27/2023	100,000,000.00	97,095,000.00	97,095,000.00	0.00
02314QXP9	Amazon.com, Inc.	4.995	96.8206	10/23/2023	25,000,000.00	24,205,138.89	24,205,138.89	0.00
02314QYA1	Amazon.com, Inc.	5.033	96.5569	11/10/2023	25,000,000.00	24,139,222.22	24,139,222.22	0.00
---	---	<b>4.701</b>	<b>98.7304</b>	<b>06/06/2023</b>	<b>1,065,702,000.00</b>	<b>1,052,082,053.34</b>	<b>1,052,082,053.34</b>	<b>(0.00)</b>

**Corporate**

**CORP**

Cusip	Description	Yield	Market Price	Final Maturity	Par Value	Market Value	Book Value	Net Unrealized Gain/Loss
742651DT6	PRIVATE EXPORT FUNDING CORP	4.967	98.6597	01/15/2024	25,000,000.00	24,664,925.00	24,699,190.75	(34,265.75)
<b>742651DT6</b>	<b>PRIVATE EXPORT FUNDING CORP</b>	<b>4.967</b>	<b>98.6597</b>	<b>01/15/2024</b>	<b>25,000,000.00</b>	<b>24,664,925.00</b>	<b>24,699,190.75</b>	<b>(34,265.75)</b>

**MM Fund**

**MMFUND**

Cusip	Description	Yield	Market Price	Final Maturity	Par Value	Market Value	Book Value	Net Unrealized Gain/Loss
09248U700	BLKRK LQ:FEDFUND INSTL	4.450	1.0000	02/28/2023	1,000,000.00	1,000,000.00	1,000,000.00	0.00
09248U700	BLKRK LQ:FEDFUND INSTL	4.450	1.0000	02/28/2023	190,000,000.00	190,000,000.00	190,000,000.00	0.00
38141W273	GOLDMAN:FS GOVT INST	4.480	1.0000	02/28/2023	1,000,000.00	1,000,000.00	1,000,000.00	0.00
38141W273	GOLDMAN:FS GOVT INST	4.480	1.0000	02/28/2023	190,000,000.00	190,000,000.00	190,000,000.00	0.00
949921126	ALLSPRING:GOVT MM SEL	4.420	1.0000	02/28/2023	1,000,000.00	1,000,000.00	1,000,000.00	0.00
608919718	FEDERATED HRMS GV O PRMR	4.450	1.0000	02/28/2023	1,000,000.00	1,000,000.00	1,000,000.00	0.00
608919718	FEDERATED HRMS GV O PRMR	4.450	1.0000	02/28/2023	192,000,000.00	192,000,000.00	192,000,000.00	0.00
31607A703	FIDELITY IMM:GOVT INSTL	4.500	1.0000	02/28/2023	49,000,000.00	49,000,000.00	49,000,000.00	0.00
31607A703	FIDELITY IMM:GOVT INSTL	4.500	1.0000	02/28/2023	87,000,000.00	87,000,000.00	87,000,000.00	0.00
31607A703	FIDELITY IMM:GOVT INSTL	4.500	1.0000	02/28/2023	19,000,000.00	19,000,000.00	19,000,000.00	0.00
31607A703	FIDELITY IMM:GOVT INSTL	4.500	1.0000	02/28/2023	60,000,000.00	60,000,000.00	60,000,000.00	0.00
4812CA538	JPMORGAN:US GVT MM EMPWR	4.400	1.0000	02/28/2023	1,000,000.00	1,000,000.00	1,000,000.00	0.00
85749T517	SS INST INV:US GV MM OPP	4.430	1.0000	02/28/2023	1,000,000.00	1,000,000.00	1,000,000.00	0.00
---	---	<b>4.471</b>	<b>1.0000</b>	<b>02/28/2023</b>	<b>793,000,000.00</b>	<b>793,000,000.00</b>	<b>793,000,000.00</b>	<b>0.00</b>

**Muni**

**MUNI**

Cusip	Description	Yield	Market Price	Final Maturity	Par Value	Market Value	Book Value	Net Unrealized Gain/Loss
8014952P6	SANTA CLARA CALIF UNI SCH DIST	0.210	98.4800	07/01/2023	2,870,000.00	2,826,376.00	2,870,000.00	(43,624.00)
797508JT6	SAN DIEGUITO CALIF UN HIGH SCH DIST	0.275	98.0330	08/01/2023	425,000.00	416,640.25	425,000.00	(8,359.75)
826239FX8	SIERRA CALIF JT CMNTY COLLEGE DIST	0.229	97.9560	08/01/2023	260,000.00	254,685.60	260,000.00	(5,314.40)
797508HV3	SAN DIEGUITO CALIF UN HIGH SCH DIST	0.275	98.0330	08/01/2023	1,000,000.00	980,330.00	1,000,000.00	(19,670.00)
419792F76	HAWAII ST	0.422	98.0740	08/01/2023	15,000,000.00	14,711,100.00	15,000,000.00	(288,900.00)
987388GT6	YOSEMITE CALIF CMNTY COLLEGE DIST	1.140	98.3330	08/01/2023	750,000.00	737,497.50	750,000.00	(12,502.50)
757710UR7	REDONDO BEACH CALIF UNI SCH DIST	1.222	98.3100	08/01/2023	260,000.00	255,606.00	260,000.00	(4,394.00)
93974EXZ4	WASHINGTON ST	3.250	99.3610	08/01/2023	18,840,000.00	18,719,612.40	18,840,000.00	(120,387.60)
799017XT0	SAN MATEO CALIF UN HIGH SCH DIST	0.256	97.5080	09/01/2023	500,000.00	487,540.00	500,000.00	(12,460.00)
419792D29	HAWAII ST	0.422	97.2650	10/01/2023	3,260,000.00	3,170,839.00	3,260,000.00	(89,161.00)
419792A63	HAWAII ST	0.422	97.6050	10/01/2023	10,000,000.00	9,760,500.00	10,000,000.00	(239,500.00)
882724XJ1	TEXAS ST	0.508	97.4720	10/01/2023	4,745,000.00	4,625,046.40	4,745,000.00	(119,953.60)
826239FY6	SIERRA CALIF JT CMNTY COLLEGE DIST	0.344	93.4210	08/01/2024	500,000.00	467,105.00	500,000.00	(32,895.00)
826239GH2	SIERRA CALIF JT CMNTY COLLEGE DIST	0.354	93.6590	08/01/2024	720,000.00	674,344.80	720,000.00	(45,655.20)
802498YY5	SANTA MONICA-MALIBU UNI SCH DIST CALIF	0.396	93.3150	08/01/2024	1,000,000.00	933,150.00	1,000,000.00	(66,850.00)
93974ETF3	WASHINGTON ST	0.470	93.8830	08/01/2024	14,995,000.00	14,077,755.85	14,995,000.00	(917,244.15)
419792F84	HAWAII ST	0.713	93.9900	08/01/2024	9,000,000.00	8,459,100.00	9,000,000.00	(540,900.00)
074437HA5	BEAUMONT CALIF UNI SCH DIST	0.690	93.3340	08/01/2024	275,000.00	256,668.50	275,000.00	(18,331.50)
987388GU3	YOSEMITE CALIF CMNTY COLLEGE DIST	1.440	95.0340	08/01/2024	700,000.00	665,238.00	700,000.00	(34,762.00)
757710US5	REDONDO BEACH CALIF UNI SCH DIST	1.571	94.9320	08/01/2024	500,000.00	474,660.00	500,000.00	(25,340.00)
93974EYA8	WASHINGTON ST	3.350	97.9760	08/01/2024	13,475,000.00	13,202,266.00	13,475,000.00	(272,734.00)
419792A71	HAWAII ST	0.713	93.3550	10/01/2024	10,000,000.00	9,335,500.00	10,000,000.00	(664,500.00)
419792D37	HAWAII ST	0.713	93.3550	10/01/2024	2,500,000.00	2,333,875.00	2,500,000.00	(166,125.00)
882724XK8	TEXAS ST	0.794	93.8020	10/01/2024	5,810,000.00	5,449,896.20	5,810,000.00	(360,103.80)
419792F92	HAWAII ST	1.033	91.8770	08/01/2025	6,250,000.00	5,742,312.50	6,250,000.00	(507,687.50)
802498YZ2	SANTA MONICA-MALIBU UNI SCH DIST CALIF	0.669	89.9110	08/01/2025	1,000,000.00	899,110.00	1,000,000.00	(100,890.00)
56781RKT3	MARIN CALIF CMNTY COLLEGE DIST	0.763	90.9810	08/01/2025	1,065,000.00	968,947.65	1,065,000.00	(96,052.35)
074437HB3	BEAUMONT CALIF UNI SCH DIST	1.109	90.5390	08/01/2025	500,000.00	452,695.00	500,000.00	(47,305.00)
7994082E8	SAN RAMON VALLEY CALIF UNI SCH DIST	0.967	91.0200	08/01/2025	4,505,000.00	4,100,451.00	4,505,000.00	(404,549.00)
93974EYB6	WASHINGTON ST	3.350	97.0140	08/01/2025	10,065,000.00	9,764,459.10	10,065,000.00	(300,540.90)
419792A89	HAWAII ST	1.033	95.5580	10/01/2025	12,775,000.00	12,207,534.50	13,329,496.67	(1,121,962.17)
419792D45	HAWAII ST	1.033	91.4260	10/01/2025	3,660,000.00	3,346,191.60	3,660,000.00	(313,808.40)
93974EYC4	WASHINGTON ST	3.370	96.2930	08/01/2026	20,825,000.00	20,053,017.25	20,825,000.00	(771,982.75)
---	---	<b>1.608</b>	<b>95.9433</b>	<b>10/07/2024</b>	<b>178,030,000.00</b>	<b>170,810,051.10</b>	<b>178,584,496.67</b>	<b>(7,774,445.57)</b>

**Mutual Fund**

**Open-End Fund**

Cusip	Description	Yield	Market Price	Final Maturity	Par Value	Market Value	Book Value	Net Unrealized Gain/Loss
CLTRSF	CALTRUST	3.560	1.0086	---	93,213,169.12	94,017,200.84	94,017,200.84	(0.00)
<b>CLTRSF</b>	<b>CALTRUST</b>	<b>3.560</b>	<b>1.0086</b>	<b>---</b>	<b>93,213,169.12</b>	<b>94,017,200.84</b>	<b>94,017,200.84</b>	<b>(0.00)</b>

**Non-US Gov**

**SOVEREIGN GOV**

Cusip	Description	Yield	Market Price	Final Maturity	Par Value	Market Value	Book Value	Net Unrealized Gain/Loss
3130AUPW8	FEDERAL HOME LOAN BANKS	4.870	99.7200	01/26/2024	25,000,000.00	24,930,000.00	24,973,701.37	(43,701.37)
3130AUPW8	FEDERAL HOME LOAN BANKS	4.850	99.7200	01/26/2024	35,000,000.00	34,902,000.00	34,969,371.16	(67,371.16)
45950VRX6	INTERNATIONAL FINANCE CORPORATION IFC LITE	4.077	98.6210	02/01/2027	25,000,000.00	24,655,250.00	24,931,172.43	(275,922.43)

--- --- 4.629 99.3972 12/15/2024 85,000,000.00 84,487,250.00 84,874,244.96 (386,994.96)

Non-US Gov  
SUPRANATIONAL

Cusip	Description	Yield	Market Price	Final Maturity	Par Value	Market Value	Book Value	Net Unrealized Gain/Loss
459052FQ4	INTERNATIONAL BANK FOR RECONSTRUCTION AND DEVELOPM	4.640	98.9196	05/15/2023	55,000,000.00	54,405,780.00	54,478,645.83	(72,865.83)
459052GG5	INTERNATIONAL BANK FOR RECONSTRUCTION AND DEVELOPM	4.705	98.6922	05/31/2023	50,000,000.00	49,346,100.00	49,418,611.11	(72,511.11)
45950VQ22	INTERNATIONAL FINANCE CORP	0.829	96.2350	01/19/2024	25,000,000.00	24,058,750.00	24,991,489.45	(932,739.45)
45906M3C3	INTERNATIONAL BANK FOR RECONSTRUCTION AND DEVELOPM	2.540	96.8283	03/28/2024	3,895,000.00	3,771,462.29	3,883,195.07	(111,732.78)
45950VPQ3	INTERNATIONAL FINANCE CORP	0.273	92.8580	08/22/2024	25,000,000.00	23,214,500.00	24,991,641.12	(1,777,141.12)
45950VQC4	INTERNATIONAL FINANCE CORP	0.484	92.6096	09/23/2024	25,000,000.00	23,152,400.00	24,982,907.85	(1,830,507.85)
45950VQL3	INTERNATIONAL FINANCE CORPORATION	0.719	92.7130	10/29/2024	25,000,000.00	23,178,250.00	24,984,009.49	(1,805,759.49)
45950VRA6	INTERNATIONAL FINANCE CORP	1.099	93.5330	01/21/2025	25,000,000.00	23,383,250.00	24,972,692.52	(1,589,442.52)
---	---	2.493	95.9752	02/01/2024	233,895,000.00	224,510,492.29	232,703,192.43	(8,192,700.15)

US Gov  
T-BILL

Cusip	Description	Yield	Market Price	Final Maturity	Par Value	Market Value	Book Value	Net Unrealized Gain/Loss
912796U31	UNITED STATES TREASURY	1.623	99.7320	03/23/2023	25,000,000.00	24,933,007.00	24,975,830.55	(42,823.55)
912796U31	UNITED STATES TREASURY	1.723	99.7320	03/23/2023	10,000,000.00	9,973,202.80	9,989,736.39	(16,533.59)
912796V55	UNITED STATES TREASURY	4.433	99.2638	04/27/2023	25,000,000.00	24,815,937.50	24,830,662.50	(14,725.00)
912796X53	UNITED STATES TREASURY	2.850	98.6146	06/15/2023	10,000,000.00	9,861,463.90	9,918,954.18	(57,490.28)
912796X53	UNITED STATES TREASURY	4.771	98.6146	06/15/2023	50,000,000.00	49,307,319.50	49,323,366.76	(16,047.26)
912796Z36	UNITED STATES TREASURY	5.009	97.7279	08/17/2023	10,000,000.00	9,772,788.90	9,773,713.70	(924.80)
---	UNITED STATES TREASURY	3.729	98.9758	05/19/2023	130,000,000.00	128,663,719.60	128,812,264.08	(148,544.48)

US Gov  
US GOV

Cusip	Description	Yield	Market Price	Final Maturity	Par Value	Market Value	Book Value	Net Unrealized Gain/Loss
91282CBU4	UNITED STATES TREASURY	0.288	99.6094	03/31/2023	25,000,000.00	24,902,343.75	24,996,658.15	(94,314.40)
91282CBU4	UNITED STATES TREASURY	0.147	99.6094	03/31/2023	50,000,000.00	49,804,687.50	49,999,105.90	(194,418.40)
91282CBU4	UNITED STATES TREASURY	0.159	99.6094	03/31/2023	50,000,000.00	49,804,687.50	49,998,620.11	(193,932.61)
91282ZH6	UNITED STATES TREASURY	0.266	99.4375	04/15/2023	25,000,000.00	24,859,375.00	24,999,514.42	(140,139.42)
91282CBX8	UNITED STATES TREASURY	0.307	99.2188	04/30/2023	25,000,000.00	24,804,687.50	24,992,517.70	(187,830.20)
91282VB3	UNITED STATES TREASURY	2.080	99.3438	05/15/2023	50,000,000.00	49,671,875.00	49,966,598.34	(294,723.34)
91282ZP8	UNITED STATES TREASURY	0.293	99.0313	05/15/2023	50,000,000.00	49,515,625.00	49,982,736.68	(467,111.68)
91282R69	UNITED STATES TREASURY	2.082	99.2031	05/31/2023	10,000,000.00	9,920,312.50	9,988,774.67	(68,462.17)
91282R69	UNITED STATES TREASURY	2.304	99.2031	05/31/2023	5,000,000.00	4,960,156.25	4,991,681.49	(31,525.24)
912824S6	UNITED STATES TREASURY	2.060	99.4688	05/31/2023	25,000,000.00	24,867,187.50	25,042,244.75	(175,057.25)
912824S6	UNITED STATES TREASURY	2.083	99.4688	05/31/2023	25,000,000.00	24,867,187.50	25,040,813.08	(173,625.58)
912824S6	UNITED STATES TREASURY	2.070	99.4688	05/31/2023	15,000,000.00	14,920,312.50	15,024,989.72	(104,677.22)
91282CCD1	UNITED STATES TREASURY	0.330	98.8438	05/31/2023	25,000,000.00	24,710,937.50	24,987,283.06	(276,345.56)
91282CCD1	UNITED STATES TREASURY	0.551	98.8438	05/31/2023	25,000,000.00	24,710,937.50	24,973,580.03	(262,642.53)
91282ZU7	UNITED STATES TREASURY	0.469	98.6406	06/15/2023	50,000,000.00	49,320,312.50	49,968,289.23	(647,976.73)
912824U1	UNITED STATES TREASURY	2.336	99.2500	06/30/2023	10,000,000.00	9,925,000.00	10,009,380.04	(84,380.04)
912828S2	UNITED STATES TREASURY	0.334	98.4531	07/31/2023	50,000,000.00	49,226,562.50	50,190,199.73	(963,637.23)
91282CCN9	UNITED STATES TREASURY	0.384	97.9844	07/31/2023	25,000,000.00	24,496,093.75	24,973,157.36	(477,063.61)
91282DA6	UNITED STATES TREASURY	2.157	97.2031	09/30/2023	50,000,000.00	48,601,562.50	49,455,921.28	(854,358.78)
91282DA6	UNITED STATES TREASURY	2.185	97.2031	09/30/2023	25,000,000.00	24,300,781.25	24,724,048.03	(423,266.78)
91282CAP6	UNITED STATES TREASURY	2.274	96.9531	10/15/2023	10,000,000.00	9,695,312.50	9,868,862.02	(173,549.52)
91282T91	UNITED STATES TREASURY	0.319	97.7188	10/31/2023	20,000,000.00	19,543,750.00	20,173,916.83	(630,166.83)
91282T91	UNITED STATES TREASURY	2.617	97.7188	10/31/2023	10,000,000.00	9,771,875.00	9,935,523.90	(163,648.90)
91282SK2	UNITED STATES TREASURY	2.300	98.5156	10/31/2023	10,000,000.00	9,851,562.50	10,037,444.20	(185,881.70)
91282CDM0	UNITED STATES TREASURY	2.495	96.6250	11/30/2023	15,000,000.00	14,493,750.00	14,781,295.84	(287,545.84)
912828S29	UNITED STATES TREASURY	5.025	97.6406	01/31/2024	25,000,000.00	24,410,156.25	24,439,375.00	(29,218.75)
91282CBM2	UNITED STATES TREASURY	0.219	95.2969	02/15/2024	25,000,000.00	23,824,218.75	24,977,566.93	(1,153,348.18)
91282CBR1	UNITED STATES TREASURY	0.287	95.0781	03/15/2024	50,000,000.00	47,539,062.50	49,980,845.02	(2,441,782.52)
912828W71	UNITED STATES TREASURY	2.395	96.7969	03/31/2024	30,000,000.00	29,039,062.50	29,914,932.46	(875,869.96)
91282CEG2	UNITED STATES TREASURY	2.358	96.9375	03/31/2024	10,000,000.00	9,693,750.00	9,988,635.69	(294,885.69)
91282XT2	UNITED STATES TREASURY	2.567	96.2188	05/31/2024	10,000,000.00	9,621,875.00	9,931,322.36	(309,447.36)
91282CER8	UNITED STATES TREASURY	2.502	96.8125	05/31/2024	20,000,000.00	19,362,500.00	19,999,511.59	(637,011.59)
91282CER8	UNITED STATES TREASURY	2.563	96.8125	05/31/2024	20,000,000.00	19,362,500.00	19,984,838.40	(622,338.40)
91282XX3	UNITED STATES TREASURY	2.558	95.9688	06/30/2024	25,000,000.00	23,992,187.50	24,819,777.96	(827,590.46)
91282XX3	UNITED STATES TREASURY	3.217	95.9688	06/30/2024	10,000,000.00	9,596,875.00	9,844,145.33	(247,270.33)
91282CX7	UNITED STATES TREASURY	0.439	93.1719	09/15/2024	25,000,000.00	23,292,968.75	24,975,375.66	(1,682,406.91)
91282CX7	UNITED STATES TREASURY	0.438	93.1719	09/15/2024	25,000,000.00	23,292,968.75	24,975,856.16	(1,682,887.41)
91282CFN6	UNITED STATES TREASURY	4.215	98.8750	09/30/2024	25,000,000.00	24,718,750.00	25,013,149.53	(294,399.53)
91282CDB4	UNITED STATES TREASURY	0.754	93.2500	10/15/2024	25,000,000.00	23,312,500.00	24,948,378.37	(1,635,878.37)
912828VY6	UNITED STATES TREASURY	1.747	94.3125	11/30/2024	25,000,000.00	23,578,125.00	24,895,229.42	(1,317,104.42)
91282ZC7	UNITED STATES TREASURY	0.540	93.0313	02/28/2025	10,000,000.00	9,303,125.00	10,115,711.48	(812,586.48)
91282ZF0	UNITED STATES TREASURY	0.647	91.6406	03/31/2025	25,000,000.00	22,910,156.25	24,924,662.09	(2,014,505.84)
91282ZF0	UNITED STATES TREASURY	0.619	91.6406	03/31/2025	25,000,000.00	22,910,156.25	24,938,621.13	(2,028,464.88)
91282CEH0	UNITED STATES TREASURY	2.647	95.6875	04/15/2025	10,000,000.00	9,568,750.00	9,995,562.67	(426,812.67)
91282ZL7	UNITED STATES TREASURY	0.445	91.0938	04/30/2025	15,000,000.00	13,664,062.50	14,977,508.66	(1,313,446.16)
912824R8	UNITED STATES TREASURY	2.799	96.0938	05/31/2025	15,000,000.00	14,414,062.50	15,024,338.22	(610,275.72)
91282CAB7	UNITED STATES TREASURY	0.675	90.0781	07/31/2025	25,000,000.00	22,519,531.25	24,746,901.72	(2,227,370.53)
91282CAM3	UNITED STATES TREASURY	0.815	89.6406	09/30/2025	25,000,000.00	22,410,156.25	24,641,598.22	(2,231,441.97)
91282CAM3	UNITED STATES TREASURY	0.950	89.6406	09/30/2025	25,000,000.00	22,410,156.25	24,556,962.99	(2,146,806.74)
91282CB4	UNITED STATES TREASURY	0.700	89.2031	12/31/2025	25,000,000.00	22,300,781.25	24,773,334.25	(2,472,553.00)
91282CBH3	UNITED STATES TREASURY	2.447	88.8281	01/31/2026	15,000,000.00	13,324,218.75	14,138,915.40	(814,696.65)
91282CBH3	UNITED STATES TREASURY	0.586	88.8281	01/31/2026	10,000,000.00	8,882,812.50	9,939,334.59	(1,056,522.09)
91282CBH3	UNITED STATES TREASURY	0.593	88.8281	01/31/2026	10,000,000.00	8,882,812.50	9,937,315.91	(1,054,503.41)
912828P46	UNITED STATES TREASURY	0.799	92.0938	02/15/2026	10,000,000.00	9,209,375.00	10,239,529.02	(1,030,154.02)
912828P46	UNITED STATES TREASURY	0.760	92.0938	02/15/2026	10,000,000.00	9,209,375.00	10,277,976.56	(1,068,601.56)
91282CBQ3	UNITED STATES TREASURY	0.591	88.8906	02/28/2026	20,000,000.00	17,778,125.00	19,946,273.61	(2,168,148.61)
91282CBT7	UNITED STATES TREASURY	0.715	89.4688	03/31/2026	25,000,000.00	22,367,187.50	25,026,544.58	(2,659,357.08)
91282CJ8	UNITED STATES TREASURY	0.882	89.1250	06/30/2026	20,000,000.00	17,825,000.00	19,995,443.28	(2,170,443.28)
91282CJ8	UNITED STATES TREASURY	0.906	89.1250	06/30/2026	35,000,000.00	31,193,750.00	34,964,443.38	(3,770,693.38)
91282CCW9	UNITED STATES TREASURY	0.832	88.2500	08/31/2026	25,000,000.00	22,062,500.00	24,930,247.75	(2,867,747.75)
91282CCW9	UNITED STATES TREASURY	0.902	88.2500	08/31/2026	25,000,000.00	22,062,500.00	24,870,384.36	(2,807,884.36)
91282CC22	UNITED STATES TREASURY	0.982	88.4531	09/30/2026	20,000,000.00	17,690,625.00	19,925,326.50	(2,234,701.50)
91282CC22	UNITED STATES TREASURY	2.540	88.4531	09/30/2026	15,000,000.00	13,267,968.75	14,159,339.26	(891,370.51)
91282CDG3	UNITED STATES TREASURY	2.884	89.0625	10/31/2026	10,000,000.00	8,906,250.00	9,399,391.05	(493,141.05)
912810EY0	UNITED STATES TREASURY	4.205	107.0313	11/15/2026	25,000,000.00	26,757,812.50	26,935,330.15	(177,517.65)
91282CDK4	UNITED STATES TREASURY	4.099	89.3125	11/30/2026	25,000,000.00	22,328,125.00	22,560,102.80	(231,977.80)
912810EZ7	UNITED STATES TREASURY	3.048	108.0313	02/15/2027	15,000,000.00	16,204,687.50	16,969,766.53	(765,079.03)
91282CEF4	UNITED STATES TREASURY	2.502	93.2500	03/31/2027	25,000,000.00	23,312,500.00	24,998,405.20	(1,685,905.20)
91282CEF4	UNITED STATES TREASURY	2.503	93.2500	03/31/2027	25,000,000.00	23,312,500.00	24,996,810.40	(1,684,310.40)
91282ZS2	UNITED STATES TREASURY	2.845	85.4375	05/31/2027	20,000,000.00	17,087,500.00	18,154,689.21	(1,067,189.21)
91282CEW7	UNITED STATES TREASURY	3.109	95.9531	06/30/2027	15,000,000.00	14,392,968.75	15,084,173.41	(691,204.66)
91282CEW7	UNITED STATES TREASURY	3.213	95.9531	06/30/2027	15,000,000.00	14,392,968.75	15,021,995.50	(629,026.75)
912810FA1	UNITED							

912810FB9	UNITED STATES TREASURY	4.003	107.8906	11/15/2027	15,000,000.00	16,183,593.75	16,346,703.30	(163,109.55)
91282CFZ9	UNITED STATES TREASURY	3.840	98.5781	11/30/2027	15,000,000.00	14,786,718.75	15,021,989.72	(235,270.97)
---	UNITED STATES TREASURY	1.510	95.8428	11/15/2024	1,710,000,000.00	1,637,240,625.00	1,708,977,493.94	(71,736,868.94)

Summary

Cusip	Description	Yield	Market Price	Final Maturity	Par Value	Market Value	Book Value	Net Unrealized Gain/Loss
---	---	3.253	90.0721	07/20/2024	12,814,168,327.71	12,422,366,669.94	12,751,198,599.75	(328,831,929.82)



COUNTY OF RIVERSIDE  
TREASURER-TAX COLLECTOR  
CAPITAL MARKETS

COUNTY ADMINISTRATIVE CENTER  
4080 LEMON STREET,  
4TH FLOOR,  
RIVERSIDE, CA 92502-2205

# COUNTY OF RIVERSIDE

## TREASURER-TAX COLLECTOR'S

MANAGED BY

**Matt Jennings**  
Treasurer-Tax Collector

Giovane Pizano  
Assistant Treasurer


John Byerly  
Chief Investment Officer

Steve Faeth  
Senior Investment Officer

Isela Licea  
Investment Officer

COUNTY ADMINISTRATIVE CENTER  
4080 LEMON STREET,  
4TH FLOOR,  
RIVERSIDE, CA 92502-2205

[WWW.COUNTYTREASURER.ORG](http://WWW.COUNTYTREASURER.ORG)



**TREASURER-TAX COLLECTOR'S  
POOLED INVESTMENT FUND**

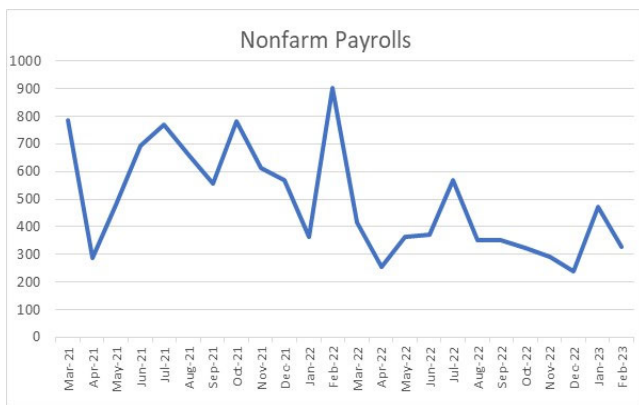
**March 2023 REPORT**



## SVB Bank Failure Rocks Markets

March 2023 saw yields move lower as more investors sought the safety of government securities in reaction to a banking scare. Viewed as financially sound only days before, SVB Bank, the 16<sup>th</sup> largest U.S. bank, collapsed early in the month. A classic run on the bank sprang from social media rumors that the bank had excessive (unrealized) losses on its long-term investment holdings. Depositor outflows from other regional banks raised concern over a contagion effect on the entire national bank system. The worst fears were quickly doused by aggressive government assurances and the FDIC making all SVB depositors whole. Even after nerves seemed to have been steadied, the shock tempered investors' economic and interest rate projections and investments moved into ultra safe government securities, driving bond yields decidedly lower during the month. The County of Riverside Treasurer's Pooled Investment Fund (TPIF) does not own any securities issued by these problematic banks.

Economic headlines included non-farm payrolls which increased 311,000, marking the 11<sup>th</sup> month payrolls have beaten consensus expectations.



The unemployment rate rose to 3.6% and average earnings growth slowed to a 3.6% annualized rate – a pace that is getting more consistent with 2% inflation. Total housing starts jumped 9.8%, owed mainly to a

surge in multifamily construction. Single family starts inched up during the month but are still running almost 32% below the prior year's pace.



In spite of FED rate actions to lower inflation, the median price for a home in Riverside County, stubbornly increased to \$595,000 from the prior month's \$585,000, however remaining well below SoCal's average price of \$745,000.

The FOMC met on March 22<sup>nd</sup> and raised the Federal Funds Rate to a range of 4.75% - 5.00%. The FED continues to focus on fighting inflation even though rate-hike expectations fell sharply due to the bank crisis. Even with this short-term rate increase, fixed income markets saw longer maturity yields drop dramatically. The 2-year Treasury yield began the month at 4.82% and ended at 4.03%. The 5-year Treasury yield began the month at 4.19% and ended the month at 3.58%. Even with this set-back, returns on the TPIF benefit from rates well above year ago levels. Stocks rose, with the Dow Jones Industrial Average beginning the month at 32,650 and ending the month at 33,275.

**Matt Jennings**

**Treasurer-Tax Collector**

# Treasurer Tax-Collector Statement



## PORTFOLIO SUMMARY

Month End Values \$  
are Expressed in  
000,000

	Mar-23	Sep-22	Mar-22
Principal Value	13,533.09	11,388.37	11,359.75
Market Value*	13,329.73	11,069.50	11,224.94
Book Value*	13,573.74	11,402.43	11,359.75
Unrealized Gain/Loss*	(244.01)	(332.93)	(134.81)
Paper Gain or Loss %	-1.798%	-2.920%	-1.187%
Yield	3.48	1.76	0.56
WAM (Yrs)	1.27	1.27	1.17

\* Market values do not include accrued interest.

\* Book Value is amount paid changed by amortization. Accretion, adjustments, write downs

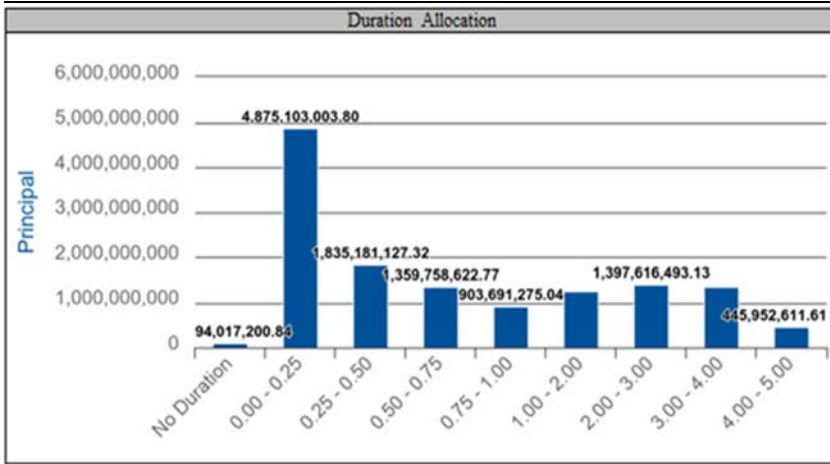
\* Unrealized Gain/Loss is Market Value - Book Value

The Treasurer's Pooled Investment Fund is comprised of contributions from the county, schools, special districts, and other discretionary depositors throughout the County of Riverside. The primary objective of the Treasurer shall be to **safeguard the principal** of the funds under the Treasurer's control, meet the **liquidity needs** of the depositor, and to maximize a **return on the funds** within the given parameters.

The Treasurer-Tax Collector and the Capital Markets team are committed to maintaining the highest credit ratings. The Treasurer's Pooled Investment Fund is currently rated **Aaa-bf** by **Moody's Investor Service** and **AAAf/S1** by **Fitch Ratings**, two of the nation's most trusted bond credit rating services.

Since its inception, the Treasurer's Pooled Investment Fund has been in **full compliance** with the Treasurer's Statement of Investment Policy, which is more restrictive than California Government Code 53646.

# TPIF STATS

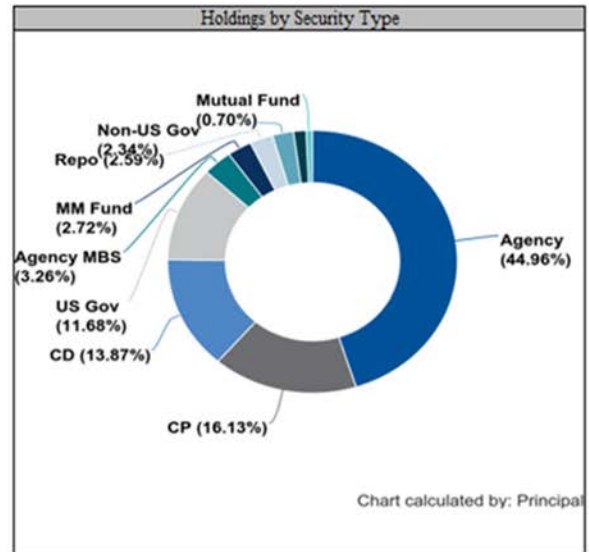


Rating	Moody's Rating	Market Value	Fitch Rating
AAA	Aaa	6,509,221,663.40	AAA
AA+	Aaa	296,466,058.83	AAA
AA	Aa2	84,821,801.00	AA
NA	NA	564,526,100.84	NA
A-1+	P-1	5,273,287,630.45	AAA
A-1	P-1	636,433,462.49	A+

Footnotes: 1,2,3,4

Security Type Category	Days to Final Maturity	Par Value	Market Price	Yield	Principal
Corporate	290	25,000,000.00	99.2822	4.967	24,674,750.00
Agency CMO	888	26,343,433.31	97.3481	4.152	25,902,591.70
Muni	598	187,330,000.00	97.0030	1.770	188,180,815.00
Non-US Gov	391	318,895,000.00	97.5867	3.070	316,415,557.58
Repo	3	350,000,000.00	100.0000	4.820	350,000,000.00
Agency MBS	1142	447,769,502.85	97.6923	4.053	441,237,580.27
Other	0	461,213,169.12	1.0017	4.519	462,017,200.84
US Gov	639	1,585,000,000.00	96.6643	1.612	1,581,280,116.68
CD	133	1,877,000,000.00	100.0000	4.916	1,877,000,000.00
CP	68	2,215,952,000.00	99.1025	4.880	2,182,196,430.39
Agency	666	6,144,184,250.00	96.5418	2.887	6,084,193,716.64
<b>Total</b>	<b>464</b>	<b>13,638,687,355.28</b>	<b>94.3810</b>	<b>3.480</b>	<b>13,533,098,759.09</b>

Footnotes: 9,10,11,12,13



Month	Monthly Receipts	Monthly Disbursements	Difference	Required Matured Investments	Balance	Actual Investments Maturing	Available to Invest > 1 Year
04/2023					126.34		
04/2023	2,750.00	2,070.00	680.00		806.34	1,572.59	
05/2023	1,600.00	2,500.00	-900.00	93.66	0.00	2,277.74	
06/2023	2,300.00	2,400.00	-100.00	100.00	0.00	1,792.64	
07/2023	1,400.00	2,100.00	-700.00	700.00	0.00	668.40	
08/2023	1,800.00	1,600.00	200.00		200.00	887.28	
09/2023	2,100.00	1,750.00	350.00		550.00	1,024.04	
10/2023	1,750.00	2,100.00	-350.00		200.00	491.68	
11/2023	1,670.00	1,800.00	-130.00		70.00	522.43	
12/2023	3,900.00	1,800.00	2100.00		2,170.00	223.58	
01/2024	1,800.00	2,800.00	-1000.00		1,170.00	520.04	
02/2024	1,600.00	2,200.00	-600.00		570.00	240.23	
03/2024	2,600.00	1,900.00	700.00		1,270.00	261.68	
<b>TOTALS</b>	<b>25,270.00</b>	<b>25,020.00</b>	<b>250.00</b>	<b>893.66</b>	<b>7,132.68</b>	<b>10,482.35</b>	<b>12,745.02</b>
				<b>6.55%</b>		<b>76.86%</b>	<b>93.45%</b>

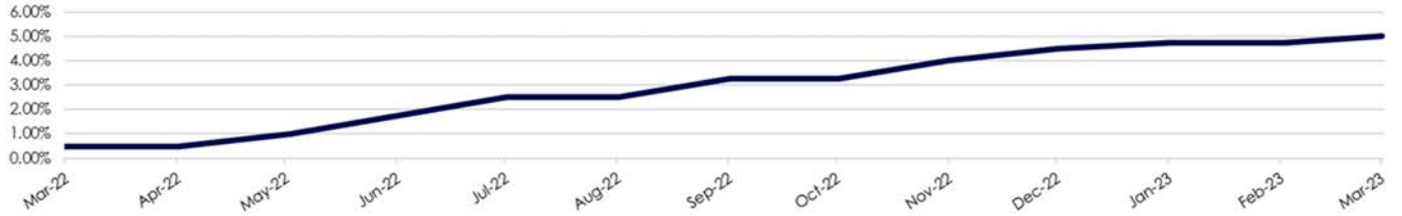


# FIXED INCOME MARKETS

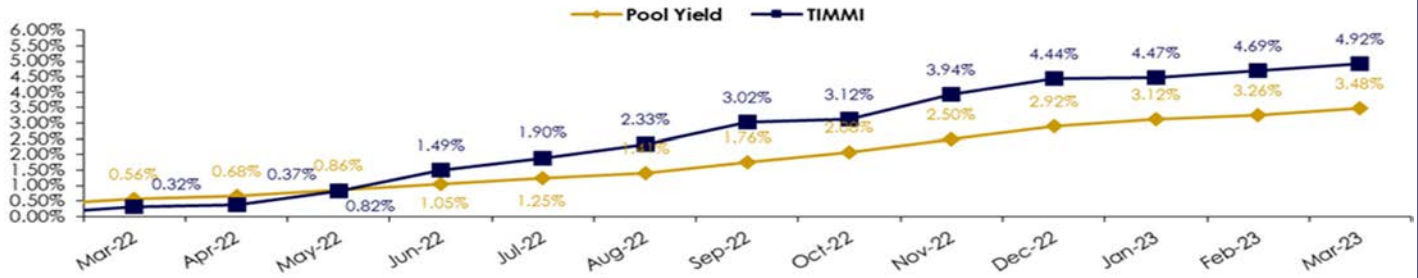
## FED FUNDS UPPER LIMIT RATE

Fed Fund Rate: 4.75% to 5.00%

Next FOMC Scheduled Meeting: 05/03/2023



## TIMMI



The Treasurer's Institutional Money Market Index (TIMMI) is a composite index of four AAA rated prime institutional money market funds.

Their average yield is compared to the yield of the Treasurer's Pooled Investment Fund in the above graph.

## US Treasury Market



US Treasury Yield Curve	3 Mo	6 Mo	1 Yr	2 Yr	3 Yr	5 Yr	10 Yr	30 Yr
03/31/2023 - 03/01/2023	-0.05	-0.26	-0.42	-0.83	-0.80	-0.67	-0.53	-0.30
03/31/2023	4.85	4.94	4.64	4.06	3.81	3.60	3.48	3.67
03/01/2023	4.90	5.20	5.06	4.89	4.61	4.27	4.01	3.97

# Compliance Status: Full Compliance

The Treasurer's Pooled Investment Fund was in full compliance with the County of Riverside's Treasurer's Statement of Investment Policy. The County's Statement of Investment Policy is more restrictive than California Government Code 53646. The County's Investment Policy is reviewed annually by the County of Riverside's Oversight Committee and approved by the Board of Supervisors.

Investment Category	GOVERNMENT CODE			COUNTY INVESTMENT POLICY			Actual %
	Maximum Maturity	Authorized % Limit	S&P/ Moody's	Maximum Maturity	Authorized % Limit	S&P/ Moody's	
MUNICIPAL BONDS (MUNI)	5 YEARS	NO LIMIT	NA	4 YEARS	15%	AA-/Aa3/AA-	1.38%
U.S. TREASURIES	5 YEARS	NO LIMIT	NA	5 YEARS	100%	NA	11.67%
LOCAL AGENCY OBLIGATIONS (LAO)	5 YEARS	NO LIMIT	NA	3 YEARS	2.50%	INVESTMENT GRADE	0.00%
FEDERAL AGENCIES	5 YEARS	NO LIMIT	AAA	5 YEARS	100%	NA	48.43%
COMMERCIAL PAPER (CP)	270 DAYS	40%	A1/P1	270 DAYS	40%	A1/P1/F1	16.18%
NEGOTIABLE CERTIFICATE OF DEPOSITS & COLLATERALIZED TIME DEPOSITS (NCD & TCD)	5 YEARS	30%	NA	1 YEAR	25% Combined	A1/P1/F1	13.83%
INT'L BANK FOR RECONSTRUCTION AND DEVELOPMENT AND INT'L FINANCE CORPORATION	NA	NA	NA	4 YEARS	20%	AA/Aa/AA	2.34%
REPURCHASE AGREEMENTS (REPO)	1 YEARS	NO LIMIT	NA	45 DAYS	40% max, 25% in term repo over 7 days	A1/P1/F1	2.58%
REVERSE REPOS	92 DAYS	20%	NA	60 DAYS	10%	NA	0.00%
MEDIUM TERM NOTES (MTNO)	5 YEARS	30%	A	3 YEARS	20%	A/A2/A	0.18%
CALTRUST SHORT TERM FUND	NA	NA	NA	DAILY LIQUIDITY	1.00%	NA	0.70%
MONEY MARKET MUTUAL FUNDS (MMF)	60 DAYS <sup>(1)</sup>	20%	AAA/Aaa <sup>(2)</sup>	DAILY LIQUIDITY	20%	AAA by 2 Of 3 RATINGS AGC.	2.72%
LOCAL AGENCY INVESTMENT FUND (LAIF)	NA	NA	NA	DAILY LIQUIDITY	Max \$50 million	NA	0.00%
CASH/DEPOSIT ACCOUNT	NA	NA	NA	NA	NA	NA	2.7%



Agency  
AGCY BOND

Cusip	Description	Yield	Market Price	Final Maturity	Par Value	Market Value	Principal	Book Value	Net Unrealized Gain/Loss
3133EMLP7	FEDERAL FARM CREDIT BANKS FUNDING CORP	0.155	99.9918	09/22/2022	0.00	0.00	0.00	0.00	0.00
3133EMML3	FEDERAL FARM CREDIT BANKS FUNDING CORP	0.122	99.9977	01/12/2022	0.00	0.00	0.00	0.00	0.00
3135G0T94	FEDERAL NATIONAL MORTGAGE ASSOCIATION	2.490	99.9937	01/19/2023	0.00	0.00	0.00	0.00	0.00
313382AX1	FEDERAL HOME LOAN BANKS	2.691	99.9919	03/10/2023	0.00	0.00	0.00	0.00	0.00
3130AKDH6	FEDERAL HOME LOAN BANKS	0.176	99.9898	10/21/2022	0.00	0.00	0.00	0.00	0.00
3133EL7E8	FEDERAL FARM CREDIT BANKS FUNDING CORP	0.250	99.9865	03/15/2023	0.00	0.00	0.00	0.00	0.00
3130ATHV2	FEDERAL HOME LOAN BANKS	4.312	101.1447	09/11/2026	1,000,000.00	1,011,447.00	997,780.00	998,064.42	13,282.58
3130ATHW0	FEDERAL HOME LOAN BANKS	4.239	101.1963	09/10/2027	2,000,000.00	2,023,926.00	1,989,972.00	1,990,927.85	32,998.15
3133EN6V7	FEDERAL FARM CREDIT BANKS FUNDING CORP	3.623	99.3081	04/26/2027	2,000,000.00	1,986,162.00	2,000,274.00	2,000,262.52	(14,100.52)
3133EKQA7	FEDERAL FARM CREDIT BANKS FUNDING CORP	1.693	96.6572	09/10/2024	2,064,000.00	1,995,004.61	2,101,585.44	2,075,177.34	(80,172.73)
3130ANSK2	FEDERAL HOME LOAN BANKS	4.666	92.6089	07/20/2026	2,375,000.00	2,199,461.38	2,143,081.25	2,169,493.75	29,967.63
3130ATHW0	FEDERAL HOME LOAN BANKS	4.241	101.1963	09/10/2027	3,000,000.00	3,035,889.00	2,984,790.00	2,986,739.78	49,649.22
3135GA2P5	FEDERAL NATIONAL MORTGAGE ASSOCIATION	0.356	95.2356	05/03/2024	3,500,000.00	3,333,246.00	3,499,300.00	3,499,780.59	(166,534.59)
3136G4P31	FEDERAL NATIONAL MORTGAGE ASSOCIATION	0.450	94.3870	08/19/2024	3,701,000.00	3,493,262.87	3,701,000.00	3,701,000.00	(207,737.13)
3133ENW63	FEDERAL FARM CREDIT BANKS FUNDING CORP	4.195	101.9394	10/27/2027	3,715,000.00	3,787,048.71	3,744,868.60	3,742,331.81	44,176.90
3133EN7A2	FEDERAL FARM CREDIT BANKS FUNDING CORP	3.827	98.9457	10/26/2026	4,300,000.00	4,254,665.10	4,270,115.00	4,271,533.94	(16,868.84)
3134GX4V3	FEDERAL HOME LOAN MORTGAGE CORP	5.002	99.9893	08/10/2026	4,500,000.00	4,499,518.50	4,500,000.00	4,500,000.00	(481.50)
3134GW4C7	FEDERAL HOME LOAN MORTGAGE CORP	3.488	89.0858	10/27/2026	5,000,000.00	4,454,290.00	4,452,650.00	4,556,702.72	(102,412.72)
3133EN6V7	FEDERAL FARM CREDIT BANKS FUNDING CORP	3.744	99.3081	04/26/2027	4,820,000.00	4,786,650.42	4,797,876.20	4,798,803.37	(12,152.95)
3130ATW45	FEDERAL HOME LOAN BANKS	4.851	100.1492	11/29/2027	4,895,000.00	4,902,303.34	4,913,356.25	4,910,267.58	(7,964.24)
3130ATHF5	FEDERAL HOME LOAN BANKS	3.941	99.5500	09/11/2026	5,000,000.00	4,977,500.00	4,965,237.80	4,969,837.62	7,662.38
3133ENH45	FEDERAL FARM CREDIT BANKS FUNDING CORP	0.985	97.5290	08/12/2026	5,000,000.00	4,877,800.00	4,877,800.00	4,973,291.71	(95,491.71)
3133EN7T2	FEDERAL FARM CREDIT BANKS FUNDING CORP	4.638	101.8121	07/27/2026	5,000,000.00	5,090,605.00	4,976,800.00	4,979,443.68	11,161.32
3133ENV72	FEDERAL FARM CREDIT BANKS FUNDING CORP	4.490	101.8121	07/27/2026	5,000,000.00	5,090,605.00	4,984,975.00	4,986,687.13	10,317.87
3133ENT67	FEDERAL FARM CREDIT BANKS FUNDING CORP	4.318	100.8888	10/19/2026	5,044,400.00	5,044,440.00	4,987,600.00	4,988,991.92	55,448.08
3133ENT67	FEDERAL FARM CREDIT BANKS FUNDING CORP	4.318	100.8888	10/19/2026	5,000,000.00	5,044,440.00	4,987,600.00	4,988,991.92	55,448.08
3133ENK58	FEDERAL FARM CREDIT BANKS FUNDING CORP	1.202	94.7752	01/06/2025	5,000,000.00	4,738,760.00	4,983,338.68	4,993,338.68	(254,578.68)
3133ENV23	FEDERAL FARM CREDIT BANKS FUNDING CORP	5.503	99.6035	10/25/2027	5,000,000.00	4,980,175.00	4,995,000.00	4,995,412.54	(15,237.54)
3133ENV23	FEDERAL FARM CREDIT BANKS FUNDING CORP	5.503	99.6035	10/25/2027	5,000,000.00	4,980,175.00	4,995,000.00	4,995,427.63	(15,252.63)
3130AL2G8	FEDERAL HOME LOAN BANKS	0.615	90.2939	02/18/2026	5,000,000.00	4,514,695.00	4,996,250.00	4,997,834.15	(483,139.15)
3133ENH45	FEDERAL FARM CREDIT BANKS FUNDING CORP	3.137	97.5560	08/24/2026	5,000,000.00	4,877,800.00	4,997,799.50	4,998,130.86	(120,330.86)
3133ENPY0	FEDERAL FARM CREDIT BANKS FUNDING CORP	1.764	95.3394	02/25/2025	5,000,000.00	4,776,520.00	4,998,000.00	4,998,729.93	(222,209.93)
3130AQRH8	FEDERAL HOME LOAN BANKS	2.000	92.3564	02/25/2027	5,000,000.00	4,617,820.00	5,000,000.00	5,000,000.00	(382,180.00)
3130AQRH8	FEDERAL HOME LOAN BANKS	2.000	92.3564	02/25/2027	5,000,000.00	4,617,820.00	5,000,000.00	5,000,000.00	(382,180.00)
3130AR4V0	FEDERAL HOME LOAN BANKS	2.150	95.6032	03/14/2025	5,000,000.00	4,780,160.00	5,000,000.00	5,000,000.00	(219,840.00)
3130AR6U0	FEDERAL HOME LOAN BANKS	2.500	93.8217	03/22/2027	5,000,000.00	4,691,085.00	5,000,000.00	5,000,000.00	(308,915.00)
3130AR7D7	FEDERAL HOME LOAN BANKS	2.050	95.3289	03/25/2025	5,000,000.00	4,766,445.00	5,000,000.00	5,000,000.00	(233,555.00)
3136G42P9	FEDERAL NATIONAL MORTGAGE ASSOCIATION	0.625	91.8511	08/27/2025	5,000,000.00	4,592,555.00	5,000,000.00	5,000,000.00	(407,445.00)
3133ELN9J	FEDERAL FARM CREDIT BANKS FUNDING CORP	1.542	97.0039	02/28/2024	5,000,000.00	4,850,195.00	5,000,000.00	5,000,000.00	(149,805.00)
3133EMSC7	FEDERAL FARM CREDIT BANKS FUNDING CORP	0.480	92.7539	03/03/2025	5,000,000.00	4,637,695.00	5,000,000.00	5,000,000.00	(362,305.00)
3135G0E65	FEDERAL NATIONAL MORTGAGE ASSOCIATION	0.310	97.2285	11/16/2023	5,000,000.00	4,861,425.00	5,000,000.00	5,000,000.00	(138,575.00)
3133EMZ44	FEDERAL FARM CREDIT BANKS FUNDING CORP	0.730	95.3394	08/12/2026	5,000,000.00	4,526,500.00	5,000,000.00	5,000,000.00	(473,500.00)
3130AMN3J	FEDERAL HOME LOAN BANKS	1.030	90.8456	05/26/2026	5,000,000.00	4,542,280.00	5,000,000.00	5,000,000.00	(457,720.00)
3133EMLP5	FEDERAL FARM CREDIT BANKS FUNDING CORP	0.320	93.2035	12/23/2024	5,000,000.00	4,660,175.00	5,000,000.00	5,000,000.00	(339,825.00)
3136G4G8N	FEDERAL NATIONAL MORTGAGE ASSOCIATION	0.600	91.3506	10/29/2025	5,000,000.00	4,567,530.00	5,000,000.00	5,000,000.00	(432,470.00)
3136G46S7	FEDERAL NATIONAL MORTGAGE ASSOCIATION	1.560	91.2638	10/28/2025	5,000,000.00	4,563,190.00	5,000,000.00	5,000,000.00	(436,810.00)
3130AMM22	FEDERAL HOME LOAN BANKS	0.000	90.6389	06/10/2026	5,000,000.00	4,531,945.00	5,000,000.00	5,000,000.00	(468,055.00)
3135GA2Z3	FEDERAL NATIONAL MORTGAGE ASSOCIATION	0.560	91.0190	11/17/2025	5,000,000.00	4,550,950.00	5,000,000.00	5,000,000.00	(449,050.00)
3135GA2Z3	FEDERAL NATIONAL MORTGAGE ASSOCIATION	0.560	91.0190	11/17/2025	5,000,000.00	4,550,950.00	5,000,000.00	5,000,000.00	(449,050.00)
3130ALP25	FEDERAL HOME LOAN BANKS	0.400	93.4898	11/26/2024	5,000,000.00	4,674,490.00	5,000,000.00	5,000,000.00	(325,510.00)
3130ALFN9	FEDERAL HOME LOAN BANKS	0.550	91.6981	08/25/2025	5,000,000.00	4,584,905.00	5,000,000.00	5,000,000.00	(415,095.00)
3134GVW46	FEDERAL HOME LOAN MORTGAGE CORP	0.730	92.6313	05/28/2025	5,000,000.00	4,631,565.00	5,000,000.00	5,000,000.00	(368,435.00)
3134GXBM5	FEDERAL HOME LOAN MORTGAGE CORP	0.600	91.1531	11/12/2025	5,000,000.00	4,557,655.00	5,000,000.00	5,000,000.00	(442,345.00)
3134GV3A4	FEDERAL HOME LOAN MORTGAGE CORP	0.500	95.0607	07/01/2024	5,000,000.00	4,753,035.00	5,000,000.00	5,000,000.00	(246,965.00)
3136G4XZ1	FEDERAL NATIONAL MORTGAGE ASSOCIATION	0.740	92.5185	06/30/2025	5,000,000.00	4,625,925.00	5,000,000.00	5,000,000.00	(374,075.00)
3134GXBM5	FEDERAL HOME LOAN MORTGAGE CORP	0.600	91.1531	11/12/2025	5,000,000.00	4,557,655.00	5,000,000.00	5,000,000.00	(442,345.00)
3136G4XK4	FEDERAL NATIONAL MORTGAGE ASSOCIATION	0.650	92.3310	06/30/2025	5,000,000.00	4,616,550.00	5,000,000.00	5,000,000.00	(383,450.00)
3134GV5R5	FEDERAL HOME LOAN MORTGAGE CORP	0.570	94.7921	07/15/2024	5,000,000.00	4,739,605.00	5,000,000.00	5,000,000.00	(260,395.00)
3134GVWP1	FEDERAL HOME LOAN MORTGAGE CORP	0.500	92.1012	06/16/2025	5,000,000.00	4,605,060.00	5,000,000.00	5,000,000.00	(394,940.00)
3134GVWTG1	FEDERAL HOME LOAN MORTGAGE CORP	0.600	91.5676	09/30/2025	5,000,000.00	4,578,380.00	5,000,000.00	5,000,000.00	(421,620.00)
3130ATBV8	FEDERAL HOME LOAN BANKS	4.150	98.6539	09/29/2027	5,000,000.00	4,932,695.00	5,000,000.00	5,000,000.00	(67,305.00)
3130ATBV8	FEDERAL HOME LOAN BANKS	4.150	98.6539	09/29/2027	5,000,000.00	4,932,695.00	5,000,000.00	5,000,000.00	(67,305.00)
3130ATNG8	FEDERAL HOME LOAN BANKS	5.000	99.4793	07/27/2027	5,000,000.00	4,973,965.00	5,000,000.00	5,000,000.00	(263,035.00)
31422XM90	FEDERAL AGRICULTURAL MORTGAGE CORP	4.320	101.8647	10/21/2027	5,000,000.00	5,093,235.00	5,000,000.00	5,000,000.00	93,235.00
31422XM90	FEDERAL AGRICULTURAL MORTGAGE CORP	4.320	101.8647	10/21/2027	5,000,000.00	5,093,235.00	5,000,000.00	5,000,000.00	93,235.00
31422XM90	FEDERAL AGRICULTURAL MORTGAGE CORP	4.320	101.8647	10/21/2027	5,000,000.00	5,093,235.00	5,000,000.00	5,000,000.00	93,235.00
3134GY4W9	FEDERAL HOME LOAN MORTGAGE CORP	5.040	99.9679	11/29/2027	5,000,000.00	4,998,395.00	5,000,000.00	5,000,000.00	(1,605.00)
3130ATYK7	FEDERAL HOME LOAN BANKS	5.100	99.6996	11/30/2027	5,000,000.00	4,984,980.00	5,000,000.00	5,000,000.00	(15,020.00)
3133ENV72	FEDERAL FARM CREDIT BANKS FUNDING CORP	4.477	101.8121	07/27/2026	5,000,000.00	5,090,605.00	5,004,264.90	5,000,000.00	86,826.09
3133ENW63	FEDERAL FARM CREDIT BANKS FUNDING CORP	4.284	101.9394	10/27/2027	5,000,000.00	5,096,970.00	5,012,250.00	5,018,519.99	78,450.00
3133ELH80	FEDERAL FARM CREDIT BANKS FUNDING CORP	0.680	92.5135	06/10/2025	5,025,000.00	4,648,803.38	5,025,000.00	5,025,000.00	(376,196.63)
3130ATVE4	FEDERAL HOME LOAN BANKS	3.986	102.2058	13/1/2026	5,000,000.00	5,110,200.00	5,000,000.00	5,000,000.00	23,653.64
3130ASDK2	FEDERAL HOME LOAN BANKS	3.250	97.9747	06/29/2026	5,250,000.00	5,143,671.75	5,250,000.00	5,250,000.00	(106,328.25)
3130AL6K5	FEDERAL HOME LOAN BANKS	0.880	90.1631	02/25/2026	6,000,000.00	5,409,786.00	6,000,000.00	6,000,000.00	(590,214.00)
3133EKP75	FEDERAL FARM CREDIT BANKS FUNDING CORP	1.671	95.9585	09/17/2024	6,128,000.00	5,880,336.88	6,107,471.20	6,121,841.86	(24,504.98)
3130ARHG9	FEDERAL HOME LOAN BANKS	2.180	97.6178	02/28/2024	7,000,000.00	6,833,246.00	6,997,020.00	6,996,230.72	(162,984.72)
3130ATH42	FEDERAL HOME LOAN BANKS	4.700	99.8280	09/29/2027	7,000,000.00	6,987,960.00	7,000,000.00	7,000,000.00	(12,040.00)
3130ATBV8	FEDERAL HOME LOAN BANKS	4.150	98.6539	09/29/2027	7,225,000.00	7,127,744.28	7,225,000.00	7,225,000.00	(97,255.73)
3133EN6V7	FEDERAL FARM CREDIT BANKS FUNDING CORP	3.606	99.3081	04/26/2027	8,000,000.00	7,944,648.00	8,006,240.00	8,005,978.49	(61,330.49)
3136G4Q97	FEDERAL NATIONAL MORTGAGE ASSOCIATION	0.650	91.9069	08/27/2025	8,650,000.00	7,949,946.85	8,650,000.00	8,650,000.00	(700,053.15)
3130ALJG7	FEDERAL HOME LOAN BANKS	1.016	91.1018	03/23/2026	8,921,250.00	8,127,413.33	9,614,559.96	9,617,036.18	(789,616.85)
3130ALJG7	FEDERAL HOME LOAN BANKS	2.901	98.5778	02/17/2027	10,000,00				

3130ANMH0	FEDERAL HOME LOAN BANKS	1.100	90.4360	08/20/2026	10,000,000.00	9,043,600.00	10,000,000.00	10,000,000.00	(956,400.00)
3130ANPP1	FEDERAL HOME LOAN BANKS	1.000	90.1172	08/25/2026	10,000,000.00	9,011,720.00	10,000,000.00	10,000,000.00	(988,280.00)
3130ANX8	FEDERAL HOME LOAN BANKS	0.500	94.1195	09/27/2024	10,000,000.00	9,411,950.00	10,000,000.00	10,000,000.00	(588,050.00)
3130ANYN4	FEDERAL HOME LOAN BANKS	1.000	89.8838	09/30/2026	10,000,000.00	8,988,380.00	10,000,000.00	10,000,000.00	(1,011,620.00)
3130AN3RS	FEDERAL HOME LOAN BANKS	1.130	90.7460	07/23/2026	10,000,000.00	9,077,460.00	10,000,000.00	10,000,000.00	(922,400.00)
3133EMQ62	FEDERAL FARM CREDIT BANKS FUNDING CORP	0.990	90.3897	07/13/2026	10,000,000.00	9,038,970.00	10,000,000.00	10,000,000.00	(961,030.00)
3133EMQ62	FEDERAL FARM CREDIT BANKS FUNDING CORP	0.990	90.3897	07/13/2026	10,000,000.00	9,038,970.00	10,000,000.00	10,000,000.00	(961,030.00)
3133ENEM8	FEDERAL FARM CREDIT BANKS FUNDING CORP	1.430	90.8435	11/23/2026	10,000,000.00	9,084,350.00	10,000,000.00	10,000,000.00	(915,650.00)
3133ENGN4	FEDERAL FARM CREDIT BANKS FUNDING CORP	0.970	94.2936	12/09/2024	10,000,000.00	9,429,360.00	10,000,000.00	10,000,000.00	(570,640.00)
3130AQR08	FEDERAL HOME LOAN BANKS	2.000	92.3564	02/25/2027	10,000,000.00	9,235,640.00	10,000,000.00	10,000,000.00	(764,360.00)
3130ARF55	FEDERAL HOME LOAN BANKS	2.000	97.2184	03/28/2024	10,000,000.00	9,721,840.00	10,000,000.00	10,000,000.00	(278,160.00)
3130ARHX2	FEDERAL HOME LOAN BANKS	3.000	95.0312	03/25/2027	10,000,000.00	9,503,120.00	10,000,000.00	10,000,000.00	(496,880.00)
3130ARHX2	FEDERAL HOME LOAN BANKS	3.000	95.0312	03/25/2027	10,000,000.00	9,503,120.00	10,000,000.00	10,000,000.00	(496,880.00)
3133ENL12	FEDERAL FARM CREDIT BANKS FUNDING CORP	3.110	95.7017	04/13/2027	10,000,000.00	9,570,170.00	10,000,000.00	10,000,000.00	(429,830.00)
3130ALH56	FEDERAL HOME LOAN BANKS	0.750	90.4734	03/18/2026	10,000,000.00	9,047,340.00	10,000,000.00	10,000,000.00	(952,660.00)
3130ALHZ0	FEDERAL HOME LOAN BANKS	0.530	92.1487	06/18/2025	10,000,000.00	9,214,870.00	10,000,000.00	10,000,000.00	(785,130.00)
3130ALU93	FEDERAL HOME LOAN BANKS	0.750	92.5393	06/30/2025	10,000,000.00	9,253,930.00	10,000,000.00	10,000,000.00	(746,070.00)
3130ALHG2	FEDERAL HOME LOAN BANKS	0.750	90.4734	03/18/2026	10,000,000.00	9,047,340.00	10,000,000.00	10,000,000.00	(952,660.00)
3133EMUP5	FEDERAL FARM CREDIT BANKS FUNDING CORP	0.710	92.9816	04/01/2025	10,000,000.00	9,298,160.00	10,000,000.00	10,000,000.00	(701,840.00)
3133EMUP5	FEDERAL FARM CREDIT BANKS FUNDING CORP	0.710	92.9816	04/01/2025	10,000,000.00	9,298,160.00	10,000,000.00	10,000,000.00	(701,840.00)
3136GZ297	FEDERAL NATIONAL MORTGAGE ASSOCIATION	0.375	95.9726	02/28/2024	10,000,000.00	9,597,260.00	10,000,000.00	10,000,000.00	(402,740.00)
3130ALJT3	FEDERAL HOME LOAN BANKS	0.375	95.5476	04/08/2024	10,000,000.00	9,554,760.00	10,000,000.00	10,000,000.00	(444,240.00)
3130ALGR9	FEDERAL HOME LOAN BANKS	0.850	90.8738	02/26/2026	10,000,000.00	9,087,380.00	10,000,000.00	10,000,000.00	(912,620.00)
3133EMHL2	FEDERAL FARM CREDIT BANKS FUNDING CORP	0.310	91.3148	10/29/2025	10,000,000.00	9,147,380.00	10,000,000.00	10,000,000.00	(292,620.00)
3134GXCF9	FEDERAL HOME LOAN MORTGAGE CORP	0.400	95.0810	05/24/2024	10,000,000.00	9,508,100.00	10,000,000.00	10,000,000.00	(491,900.00)
3134GXCF9	FEDERAL HOME LOAN MORTGAGE CORP	0.400	95.0810	05/24/2024	10,000,000.00	9,508,100.00	10,000,000.00	10,000,000.00	(491,900.00)
3136GB77	FEDERAL NATIONAL MORTGAGE ASSOCIATION	0.700	92.2021	08/04/2025	10,000,000.00	9,220,210.00	10,000,000.00	10,000,000.00	(779,790.00)
3134GXHL1	FEDERAL HOME LOAN MORTGAGE CORP	0.700	91.0481	12/30/2025	10,000,000.00	9,104,810.00	10,000,000.00	10,000,000.00	(895,190.00)
3134GXHH0	FEDERAL HOME LOAN MORTGAGE CORP	0.220	98.8624	06/30/2023	10,000,000.00	9,886,240.00	10,000,000.00	10,000,000.00	(113,760.00)
3130ALNK6	FEDERAL HOME LOAN BANKS	0.625	92.8749	03/25/2025	10,000,000.00	9,287,490.00	10,000,000.00	10,000,000.00	(712,510.00)
3134GWLW4	FEDERAL HOME LOAN MORTGAGE CORP	0.625	91.9382	08/19/2025	10,000,000.00	9,193,820.00	10,000,000.00	10,000,000.00	(806,180.00)
3130ALH56	FEDERAL HOME LOAN BANKS	0.750	90.4734	03/18/2026	10,000,000.00	9,047,340.00	10,000,000.00	10,000,000.00	(952,660.00)
3133EMVD1	FEDERAL FARM CREDIT BANKS FUNDING CORP	0.330	95.5337	04/05/2024	10,000,000.00	9,553,370.00	10,000,000.00	10,000,000.00	(446,630.00)
3130ALN34	FEDERAL HOME LOAN BANKS	0.700	93.0215	03/24/2025	10,000,000.00	9,302,150.00	10,000,000.00	10,000,000.00	(697,850.00)
3130ALKF0	FEDERAL HOME LOAN BANKS	0.625	92.8749	03/25/2025	10,000,000.00	9,287,490.00	10,000,000.00	10,000,000.00	(712,510.00)
3130ALKF0	FEDERAL HOME LOAN BANKS	0.625	92.8749	03/25/2025	10,000,000.00	9,287,490.00	10,000,000.00	10,000,000.00	(712,510.00)
3130AMME9	FEDERAL HOME LOAN BANKS	1.000	90.7626	05/26/2026	10,000,000.00	9,076,260.00	10,000,000.00	10,000,000.00	(923,740.00)
3130ALKL7	FEDERAL HOME LOAN BANKS	0.850	90.7200	03/25/2026	10,000,000.00	9,072,000.00	10,000,000.00	10,000,000.00	(928,000.00)
3133EMDM1	FEDERAL FARM CREDIT BANKS FUNDING CORP	0.270	97.5072	10/20/2023	10,000,000.00	9,750,720.00	10,000,000.00	10,000,000.00	(249,280.00)
3133EMLE0	FEDERAL FARM CREDIT BANKS FUNDING CORP	0.190	97.8095	09/22/2023	10,000,000.00	9,780,950.00	10,000,000.00	10,000,000.00	(219,050.00)
3134GW3Z7	FEDERAL HOME LOAN MORTGAGE CORP	0.600	91.3580	10/28/2025	10,000,000.00	9,135,800.00	10,000,000.00	10,000,000.00	(864,200.00)
3134GVRV2	FEDERAL HOME LOAN MORTGAGE CORP	0.750	92.6784	05/27/2025	10,000,000.00	9,267,840.00	10,000,000.00	10,000,000.00	(732,160.00)
3134GW3Y0	FEDERAL HOME LOAN MORTGAGE CORP	0.550	91.2388	10/28/2025	10,000,000.00	9,123,880.00	10,000,000.00	10,000,000.00	(876,120.00)
3134GW3Y0	FEDERAL HOME LOAN MORTGAGE CORP	0.550	91.2388	10/28/2025	10,000,000.00	9,147,380.00	10,000,000.00	10,000,000.00	(857,520.00)
3136G4SC2	FEDERAL NATIONAL MORTGAGE ASSOCIATION	0.400	91.2234	10/27/2025	10,000,000.00	9,122,340.00	10,000,000.00	10,000,000.00	(797,660.00)
3130AKLB0	FEDERAL HOME LOAN BANKS	0.260	94.5712	06/28/2024	10,000,000.00	9,457,120.00	10,000,000.00	10,000,000.00	(542,880.00)
3130AKKF2	FEDERAL HOME LOAN BANKS	0.270	95.5595	03/28/2024	10,000,000.00	9,555,950.00	10,000,000.00	10,000,000.00	(444,050.00)
3130AKL79	FEDERAL HOME LOAN BANKS	0.250	96.7225	12/28/2023	10,000,000.00	9,672,250.00	10,000,000.00	10,000,000.00	(327,750.00)
3135G06A6	FEDERAL NATIONAL MORTGAGE ASSOCIATION	0.580	91.3703	10/20/2025	10,000,000.00	9,137,030.00	10,000,000.00	10,000,000.00	(862,970.00)
3135GA3C3	FEDERAL NATIONAL MORTGAGE ASSOCIATION	0.350	95.0960	05/17/2024	10,000,000.00	9,509,600.00	10,000,000.00	10,000,000.00	(490,400.00)
3135GA3N9	FEDERAL NATIONAL MORTGAGE ASSOCIATION	0.300	97.2225	11/16/2023	10,000,000.00	9,722,250.00	10,000,000.00	10,000,000.00	(277,750.00)
3135GA3C3	FEDERAL NATIONAL MORTGAGE ASSOCIATION	0.350	95.0960	05/17/2024	10,000,000.00	9,509,600.00	10,000,000.00	10,000,000.00	(490,400.00)
3130ALBK1	FEDERAL HOME LOAN BANKS	0.580	90.2029	02/23/2026	10,000,000.00	9,020,290.00	10,000,000.00	10,000,000.00	(979,710.00)
3130ALEM2	FEDERAL HOME LOAN BANKS	0.790	90.7223	02/25/2026	10,000,000.00	9,072,230.00	10,000,000.00	10,000,000.00	(927,770.00)
3130AMT69	FEDERAL HOME LOAN BANKS	1.070	90.7564	06/26/2026	10,000,000.00	9,075,640.00	10,000,000.00	10,000,000.00	(924,360.00)
3135G06E8	FEDERAL NATIONAL MORTGAGE ASSOCIATION	0.420	93.5848	11/18/2024	10,000,000.00	9,358,480.00	10,000,000.00	10,000,000.00	(641,520.00)
3135GA2Z3	FEDERAL NATIONAL MORTGAGE ASSOCIATION	0.560	91.0190	11/17/2025	10,000,000.00	9,101,900.00	10,000,000.00	10,000,000.00	(898,100.00)
3136GD75	FEDERAL NATIONAL MORTGAGE ASSOCIATION	0.600	92.0101	07/29/2025	10,000,000.00	9,201,010.00	10,000,000.00	10,000,000.00	(798,990.00)
3136GF32	FEDERAL NATIONAL MORTGAGE ASSOCIATION	0.600	92.0101	07/29/2025	10,000,000.00	9,201,010.00	10,000,000.00	10,000,000.00	(798,990.00)
3135GA2N0	FEDERAL NATIONAL MORTGAGE ASSOCIATION	0.550	91.0935	11/04/2025	10,000,000.00	9,109,350.00	10,000,000.00	10,000,000.00	(890,650.00)
3135G06C2	FEDERAL NATIONAL MORTGAGE ASSOCIATION	0.600	91.3506	10/29/2025	10,000,000.00	9,135,060.00	10,000,000.00	10,000,000.00	(864,940.00)
3134GVMW6	FEDERAL HOME LOAN MORTGAGE CORP	0.730	92.6313	05/28/2025	10,000,000.00	9,263,130.00	10,000,000.00	10,000,000.00	(736,870.00)
3134GVXN0	FEDERAL HOME LOAN MORTGAGE CORP	0.500	95.3287	06/03/2024	10,000,000.00	9,532,870.00	10,000,000.00	10,000,000.00	(467,130.00)
3134GVN85	FEDERAL HOME LOAN MORTGAGE CORP	0.450	91.4548	09/10/2024	10,000,000.00	9,149,540.00	10,000,000.00	10,000,000.00	(580,460.00)
3134GWN44	FEDERAL HOME LOAN MORTGAGE CORP	0.450	94.1868	09/11/2024	10,000,000.00	9,418,680.00	10,000,000.00	10,000,000.00	(581,320.00)
3134GWL79	FEDERAL HOME LOAN MORTGAGE CORP	0.400	94.1269	09/10/2024	10,000,000.00	9,412,690.00	10,000,000.00	10,000,000.00	(587,310.00)
3136GX40	FEDERAL NATIONAL MORTGAGE ASSOCIATION	0.600	91.8025	08/26/2025	10,000,000.00	9,180,250.00	10,000,000.00	10,000,000.00	(819,750.00)
3134GWL79	FEDERAL HOME LOAN MORTGAGE CORP	0.400	94.1269	09/10/2024	10,000,000.00	9,412,690.00	10,000,000.00	10,000,000.00	(587,310.00)
3130AK3T1	FEDERAL HOME LOAN BANKS	0.500	93.5441	12/09/2024	10,000,000.00	9,354,410.00	10,000,000.00	10,000,000.00	(645,590.00)
3136G43W1	FEDERAL NATIONAL MORTGAGE ASSOCIATION	0.320	95.6070	03/28/2024	10,000,000.00	9,560,700.00	10,000,000.00	10,000,000.00	(493,300.00)
3134GWR32	FEDERAL HOME LOAN MORTGAGE CORP	0.410	94.7886	06/24/2024	10,000,000.00	9,478,860.00	10,000,000.00	10,000,000.00	(521,140.00)
3134GW2P6	FEDERAL HOME LOAN MORTGAGE CORP	0.500	92.6189	03/28/2025	10,000,000.00	9,261,890.00	10,000,000.00	10,000,000.00	(738,110.00)
3134GWL38	FEDERAL HOME LOAN MORTGAGE CORP	0.540	91.5179	09/15/2025	10,000,000.00	9,151,790.00	10,000,000.00	10,000,000.00	(848,210.00)
3135GAZZ4	FEDERAL NATIONAL MORTGAGE ASSOCIATION	0.450	92.0405	06/24/2025	10,000,000.00	9,204,050.00	10,000,000.00	10,000,000.00	(795,950.00)
3136G43H4	FEDERAL NATIONAL MORTGAGE ASSOCIATION	0.400	94.0742	09/16/2024	10,000,000.00	9,407,420.00	10,000,000.00	10,000,000.00	(592,580.00)
3133ENUS7	FEDERAL FARM CREDIT BANKS FUNDING CORP	2.580	97.6379	04/18/2024	10,000,000.00	9,763,790.00	10,000,000.00	10,000,000.00	(236,210.00)
3130ARPV7	FEDERAL HOME LOAN BANKS	3.500	96.0955	04/28/2027	10,000,000.00	9,609,550.00	10,000,000.00	10,000,000.00	(390,450.00)
3130ARSC6	FEDERAL HOME LOAN BANKS	2.900	96.4156	05/29/2025	10,000,000.00	9,641,560.00	10,000,000.00	10,000,000.00	(358,440.00)
3130ARSF9	FEDERAL HOME LOAN BANKS	3.000	95.6577	04/29/2027	10,000,000.00	9,565,770.00	10,000,000.00	10,000,000.00	(434,230.00)
3130ARUF6	FEDERAL HOME LOAN BANKS	3.125	96.2154	10/29/2026	10,000,000.00	9,621,540.00			

3130AANJ9	FEDERAL HOME LOAN BANKS	1.000	90.3035	07/27/2026	15,000,000.00	13,545,525.00	15,000,000.00	15,000,000.00	(1,454,475.00)
3130AANTS9	FEDERAL HOME LOAN BANKS	1.000	90.1109	08/26/2026	15,000,000.00	13,516,635.00	15,000,000.00	15,000,000.00	(1,483,365.00)
3130APAD7	FEDERAL HOME LOAN BANKS	1.035	90.0458	09/28/2026	15,000,000.00	13,506,870.00	15,000,000.00	15,000,000.00	(1,491,130.00)
3130APAM3	FEDERAL HOME LOAN BANKS	1.040	90.0168	09/28/2026	15,000,000.00	13,502,520.00	15,000,000.00	15,000,000.00	(1,497,480.00)
3130ANB34	FEDERAL HOME LOAN BANKS	1.020	90.8493	07/22/2026	15,000,000.00	13,582,385.00	15,000,000.00	15,000,000.00	(1,417,605.00)
3130ANB7	FEDERAL HOME LOAN BANKS	1.000	90.3630	07/22/2026	15,000,000.00	13,554,450.00	15,000,000.00	15,000,000.00	(1,445,550.00)
3130ANS5	FEDERAL HOME LOAN BANKS	1.000	90.1075	08/26/2026	15,000,000.00	13,516,125.00	15,000,000.00	15,000,000.00	(1,483,875.00)
3136GK51	FEDERAL NATIONAL MORTGAGE ASSOCIATION	0.310	98.3071	08/17/2023	15,000,000.00	14,746,065.00	15,000,000.00	15,000,000.00	(253,935.00)
3136G4J8	FEDERAL NATIONAL MORTGAGE ASSOCIATION	0.410	94.3958	08/12/2024	15,000,000.00	14,159,370.00	15,000,000.00	15,000,000.00	(840,630.00)
3130ALFW9	FEDERAL HOME LOAN BANKS	0.790	90.5790	03/18/2026	15,000,000.00	13,586,850.00	15,000,000.00	15,000,000.00	(1,413,150.00)
3136G4H63	FEDERAL NATIONAL MORTGAGE ASSOCIATION	0.550	91.7647	08/19/2025	15,000,000.00	13,764,705.00	15,000,000.00	15,000,000.00	(1,235,295.00)
3130ALWL4	FEDERAL HOME LOAN BANKS	0.720	92.9498	04/08/2025	15,000,000.00	13,942,470.00	15,000,000.00	15,000,000.00	(1,057,530.00)
3136G4B77	FEDERAL NATIONAL MORTGAGE ASSOCIATION	0.700	92.2021	08/04/2025	15,000,000.00	13,830,315.00	15,000,000.00	15,000,000.00	(1,169,685.00)
3130AMKB7	FEDERAL HOME LOAN BANKS	1.050	90.9009	05/26/2026	15,000,000.00	13,635,135.00	15,000,000.00	15,000,000.00	(1,364,865.00)
3133EMK66	FEDERAL FARM CREDIT BANKS FUNDING CORP	0.200	99.0213	06/15/2023	15,000,000.00	14,857,695.00	15,000,000.00	15,000,000.00	(142,305.00)
3133EMLP5	FEDERAL FARM CREDIT BANKS FUNDING CORP	0.320	93.2035	12/23/2024	15,000,000.00	13,980,525.00	15,000,000.00	15,000,000.00	(1,019,475.00)
3130AKLB0	FEDERAL HOME LOAN BANKS	0.260	94.5712	06/28/2024	15,000,000.00	14,185,680.00	15,000,000.00	15,000,000.00	(814,320.00)
3130AKKF2	FEDERAL HOME LOAN BANKS	0.270	95.5595	03/28/2024	15,000,000.00	14,333,925.00	15,000,000.00	15,000,000.00	(666,075.00)
3134GWC6	FEDERAL HOME LOAN MORTGAGE CORP	0.420	96.4944	01/24/2024	15,000,000.00	14,474,160.00	15,000,000.00	15,000,000.00	(525,840.00)
3130AMWT5	FEDERAL HOME LOAN BANKS	1.050	90.6999	06/26/2026	15,000,000.00	13,604,985.00	15,000,000.00	15,000,000.00	(1,395,015.00)
3135GA4R9	FEDERAL NATIONAL MORTGAGE ASSOCIATION	0.420	94.3127	08/23/2024	15,000,000.00	14,146,905.00	15,000,000.00	15,000,000.00	(853,095.00)
3130ALEM2	FEDERAL HOME LOAN BANKS	0.790	90.7223	02/25/2026	15,000,000.00	13,608,345.00	15,000,000.00	15,000,000.00	(1,391,655.00)
3135GA3Z2	FEDERAL NATIONAL MORTGAGE ASSOCIATION	0.600	91.0568	11/25/2025	15,000,000.00	13,658,520.00	15,000,000.00	15,000,000.00	(1,341,480.00)
3136G4C27	FEDERAL NATIONAL MORTGAGE ASSOCIATION	0.700	92.2261	07/29/2025	15,000,000.00	13,833,915.00	15,000,000.00	15,000,000.00	(1,166,085.00)
3134GWC9T9	FEDERAL HOME LOAN MORTGAGE CORP	1.000	90.4759	03/29/2026	15,000,000.00	14,021,385.00	15,000,000.00	15,000,000.00	(976,615.00)
3130AMSS2	FEDERAL HOME LOAN BANKS	1.000	90.6718	06/08/2026	15,000,000.00	13,600,770.00	15,000,000.00	15,000,000.00	(1,399,230.00)
3134GWLAL0	FEDERAL HOME LOAN MORTGAGE CORP	0.500	95.4700	04/29/2024	15,000,000.00	14,320,500.00	15,000,000.00	15,000,000.00	(679,500.00)
3134GVE95	FEDERAL HOME LOAN MORTGAGE CORP	0.650	92.8063	06/09/2025	15,000,000.00	13,920,945.00	15,000,000.00	15,000,000.00	(1,079,055.00)
3136G4YU1	FEDERAL NATIONAL MORTGAGE ASSOCIATION	0.730	92.3895	07/15/2025	15,000,000.00	13,858,425.00	15,000,000.00	15,000,000.00	(1,141,575.00)
3134GWT22	FEDERAL HOME LOAN MORTGAGE CORP	0.475	92.6025	03/24/2025	15,000,000.00	13,890,375.00	15,000,000.00	15,000,000.00	(1,109,625.00)
3134GWL38	FEDERAL HOME LOAN MORTGAGE CORP	0.540	91.5179	09/15/2025	15,000,000.00	13,727,685.00	15,000,000.00	15,000,000.00	(1,272,315.00)
3134GCVM3	FEDERAL HOME LOAN MORTGAGE CORP	3.001	97.5467	09/23/2024	15,000,000.00	14,632,005.00	15,000,000.00	15,000,000.00	(367,995.00)
3130ASH44	FEDERAL HOME LOAN BANKS	4.700	98.0861	06/30/2027	15,000,000.00	14,712,915.00	15,000,000.00	15,000,000.00	(287,085.00)
3130ATEZ6	FEDERAL HOME LOAN BANKS	4.200	99.6292	09/20/2023	15,000,000.00	14,944,380.00	15,000,000.00	15,000,000.00	(55,620.00)
3130ATEE7	FEDERAL HOME LOAN BANKS	4.250	97.7639	09/30/2027	15,000,000.00	14,664,285.00	15,000,000.00	15,000,000.00	(335,715.00)
3134GYC26	FEDERAL HOME LOAN MORTGAGE CORP	4.800	99.9871	12/29/2027	15,000,000.00	14,998,065.00	15,000,000.00	15,000,000.00	(1,935.00)
3134GYC75	FEDERAL HOME LOAN MORTGAGE CORP	4.800	99.9634	12/30/2027	15,000,000.00	14,994,510.00	15,000,000.00	15,000,000.00	(5,490.00)
3130AUNE0	FEDERAL HOME LOAN BANKS	4.780	99.9506	06/26/2023	15,000,000.00	14,992,590.00	15,000,000.00	15,000,000.00	(7,410.00)
3134GYFM9	FEDERAL HOME LOAN MORTGAGE CORP	5.050	99.6345	08/01/2024	15,000,000.00	14,945,175.00	15,000,000.00	15,000,000.00	(542,825.00)
3133ENW63	FEDERAL FARM CREDIT BANKS FUNDING CORP	4.252	101.9394	10/27/2027	15,000,000.00	15,290,910.00	15,082,290.00	15,075,466.39	215,443.61
3130ALEY6	FEDERAL HOME LOAN BANKS	3.157	90.7037	03/04/2026	16,160,000.00	14,657,717.92	15,479,966.40	15,114,035.28	(456,317.36)
3130AUTS4	FEDERAL HOME LOAN BANKS	4.036	101.8702	12/10/2027	15,000,000.00	15,280,530.00	15,141,570.00	15,134,209.61	146,320.39
3133EL3E2	FEDERAL FARM CREDIT BANKS FUNDING CORP	0.320	98.3993	08/10/2023	15,945,000.00	15,689,768.39	15,945,000.00	15,945,000.00	(255,231.62)
3133ENS56	FEDERAL FARM CREDIT BANKS FUNDING CORP	3.757	100.8208	01/06/2028	18,000,000.00	18,147,744.00	18,194,400.00	18,194,400.00	(40,179.60)
3130ALCJ7	FEDERAL HOME LOAN BANKS	3.010	91.1018	03/23/2026	19,500,000.00	17,764,851.00	19,802,685.00	19,802,685.00	(640,906.22)
3134GW4C7	FEDERAL HOME LOAN MORTGAGE CORP	3.092	98.0858	10/27/2026	20,000,000.00	17,817,160.00	18,196,200.00	18,475,415.16	(658,255.16)
3134GW4C7	FEDERAL HOME LOAN MORTGAGE CORP	3.046	98.0858	10/27/2026	20,000,000.00	17,817,160.00	18,124,000.00	18,510,839.42	(693,679.42)
3130ALED2	FEDERAL HOME LOAN BANKS	3.001	89.2791	02/24/2027	20,000,000.00	17,855,820.00	18,320,000.00	18,567,324.96	(711,504.96)
3130ALGJ7	FEDERAL HOME LOAN BANKS	1.000	91.1018	03/23/2026	19,500,000.00	17,764,851.00	19,500,000.00	19,500,000.00	(1,735,149.00)
3130ALGJ7	FEDERAL HOME LOAN BANKS	1.000	91.1018	03/23/2026	19,500,000.00	17,764,851.00	19,500,000.00	19,500,000.00	(1,735,149.00)
3130AQHS5	FEDERAL HOME LOAN BANKS	2.086	91.5958	01/28/2027	20,000,000.00	18,319,160.00	19,640,000.00	19,720,244.58	(1,401,084.58)
3130APXH3	FEDERAL HOME LOAN BANKS	2.589	97.4160	11/27/2023	20,000,000.00	19,483,200.00	19,477,000.00	19,771,366.12	(288,166.12)
3133ENR33	FEDERAL FARM CREDIT BANKS FUNDING CORP	1.764	97.0524	03/14/2024	20,000,000.00	19,410,480.00	19,945,600.00	19,947,102.33	(563,622.33)
3130APBH7	FEDERAL HOME LOAN BANKS	0.590	94.1941	09/30/2024	20,000,000.00	18,838,820.00	19,988,000.00	19,994,000.00	(1,151,180.00)
3133EMK66	FEDERAL FARM CREDIT BANKS FUNDING CORP	0.235	96.7728	12/21/2023	20,000,000.00	19,354,560.00	19,985,000.00	19,996,369.60	(641,809.60)
3130APWV1	FEDERAL HOME LOAN BANKS	1.503	91.0617	11/24/2026	20,000,000.00	18,212,340.00	19,977,000.00	19,997,801.54	(1,785,461.54)
3130ATET0	FEDERAL HOME LOAN BANKS	3.702	99.5147	09/27/2027	20,000,000.00	19,902,940.00	19,998,000.00	19,998,203.72	(95,263.72)
3135GAS5A	FEDERAL NATIONAL MORTGAGE ASSOCIATION	0.350	96.0055	02/23/2024	20,000,000.00	19,201,100.00	20,000,000.00	20,000,000.00	(798,900.00)
3135GAP3	FEDERAL NATIONAL MORTGAGE ASSOCIATION	0.650	91.2317	11/18/2025	20,000,000.00	18,246,340.00	20,000,000.00	20,000,000.00	(1,753,660.00)
3130ATBH9	FEDERAL HOME LOAN BANKS	3.700	99.3938	09/27/2023	20,000,000.00	19,878,760.00	20,000,000.00	20,000,000.00	(121,240.00)
3130AVBR2	FEDERAL HOME LOAN BANKS	5.514	100.0672	04/01/2024	20,000,000.00	20,013,440.00	20,000,000.00	20,000,000.00	13,440.00
3133ENC99	FEDERAL FARM CREDIT BANKS FUNDING CORP	3.629	96.9978	07/27/2026	20,000,000.00	19,399,560.00	20,060,000.00	20,019,338.84	(619,778.84)
3133ENS56	FEDERAL FARM CREDIT BANKS FUNDING CORP	3.713	100.8208	01/06/2028	20,000,000.00	20,164,160.00	20,256,600.00	20,247,913.76	(83,753.76)
3133ENS56	FEDERAL FARM CREDIT BANKS FUNDING CORP	4.231	101.2623	10/14/2027	23,775,000.00	24,075,111.83	23,662,710.68	23,673,103.28	402,008.54
3130ALCV4	FEDERAL HOME LOAN BANKS	2.112	90.6484	02/24/2026	25,000,000.00	22,662,100.00	25,000,000.00	25,000,000.00	(1,396,105.39)
3133ENH11	FEDERAL FARM CREDIT BANKS FUNDING CORP	4.080	100.8052	11/29/2027	25,000,000.00	25,201,300.00	24,910,361.75	24,916,399.81	(284,900.19)
3133ENH11	FEDERAL FARM CREDIT BANKS FUNDING CORP	4.077	100.8052	11/29/2027	25,000,000.00	25,201,300.00	24,913,975.00	24,919,769.67	(281,530.33)
3133ENH11	FEDERAL FARM CREDIT BANKS FUNDING CORP	4.061	100.8052	11/29/2027	25,000,000.00	25,201,300.00	24,931,500.00	24,936,114.18	(265,185.82)
3130ALLP7	FEDERAL HOME LOAN BANKS	0.701	92.9783	03/17/2025	25,000,000.00	23,244,575.00	24,950,000.00	24,975,103.24	(1,730,528.24)
3130AQF57	FEDERAL HOME LOAN BANKS	0.736	97.0160	12/22/2023	25,000,000.00	24,254,000.00	24,945,000.00	24,980,034.25	(726,034.25)
3130AUM92	FEDERAL HOME LOAN BANKS	4.847	99.8812	01/19/2024	25,000,000.00	24,970,300.00	24,976,525.00	24,981,155.68	(10,855.68)
3130AUE67	FEDERAL HOME LOAN BANKS	4.838	99.8894	12/27/2023	25,000,000.00	24,972,350.00	24,978,750.00	24,984,194.21	(11,844.21)
3130AUYV0	FEDERAL HOME LOAN BANKS	5.047	100.0492	11/01/2023	25,000,000.00	25,012,300.00	24,993,750.00	24,994,815.89	17,484.11
3133EPCB9	FEDERAL FARM CREDIT BANKS FUNDING CORP	5.116	100.2504	02/28/2024	25,000,000.00	25,062,600.00	24,995,250.00	24,995,666.44	66,935.56
3130ATR8	FEDERAL HOME LOAN BANKS	4.680	99.8834	08/15/2023	25,000,000.00	24,970,850.00	24,970,850.00	24,998,040.68	(27,190.68)
3133EMTW2	FEDERAL FARM CREDIT BANKS FUNDING CORP	0.307	95.7931	03/18/2024	25,000,000.00	23,948,275.00	24,994,675.00	24,998,277.05	(1,050,002.05)
3130AQ6U2	FEDERAL HOME LOAN BANKS	1.000	95.4468	06/28/2024	25,000,000.00	23,861,700.00	25,000,000.00	25,000,000.00	(1,138,300.00)
3130AQAY9	FEDERAL HOME LOAN BANKS	1.500	90.8329	12/30/2026	25,000,000.00	22,708,225.00	25,000,000.00	25,000,000.00	(2,291,775.00)
3130ALTH7	FEDERAL HOME LOAN BANKS	0.510	94.1088	09/30/2024	25,000,000.00	23,527,200.00	25,000,000.00	25,000,000.00	(1,4

313385P67	FEDERAL HOME LOAN BANKS	1.511	99.9896	11/16/2022	0.00	0.00	0.00	0.00	0.00	0.00
313385M60	FEDERAL HOME LOAN BANKS	1.379	100.0000	10/31/2022	0.00	0.00	0.00	0.00	0.00	0.00
313385R24	FEDERAL HOME LOAN BANKS	1.552	99.9895	11/28/2022	0.00	0.00	0.00	0.00	0.00	0.00
313385K88	FEDERAL HOME LOAN BANKS	1.358	99.9917	10/17/2022	0.00	0.00	0.00	0.00	0.00	0.00
313384B84	FEDERAL HOME LOAN BANKS	2.484	99.9883	01/26/2023	0.00	0.00	0.00	0.00	0.00	0.00
313384BG3	FEDERAL HOME LOAN BANKS	2.484	99.9882	01/31/2023	0.00	0.00	0.00	0.00	0.00	0.00
313384D15	FEDERAL HOME LOAN BANKS	3.102	99.9875	03/22/2023	0.00	0.00	0.00	0.00	0.00	0.00
313384BA6	FEDERAL HOME LOAN BANKS	4.108	99.9883	01/25/2023	0.00	0.00	0.00	0.00	0.00	0.00
313384AY5	FEDERAL HOME LOAN BANKS	4.117	99.9882	01/23/2023	0.00	0.00	0.00	0.00	0.00	0.00
313385V29	FEDERAL HOME LOAN BANKS	3.926	99.7556	12/30/2022	0.00	0.00	0.00	0.00	0.00	0.00
313385V29	FEDERAL HOME LOAN BANKS	3.946	99.7556	12/30/2022	0.00	0.00	0.00	0.00	0.00	0.00
313385V29	FEDERAL HOME LOAN BANKS	3.946	99.7556	12/30/2022	0.00	0.00	0.00	0.00	0.00	0.00
313384AU3	FEDERAL HOME LOAN BANKS	4.155	99.9884	01/19/2023	0.00	0.00	0.00	0.00	0.00	0.00
313384CG2	FEDERAL HOME LOAN BANKS	4.401	99.9877	02/24/2023	0.00	0.00	0.00	0.00	0.00	0.00
313384EK3	FEDERAL HOME LOAN BANKS	4.560	99.9891	04/28/2023	0.00	0.00	0.00	0.00	0.00	0.00
313384EQ8	FEDERAL HOME LOAN BANKS	4.595	99.6405	04/21/2023	0.00	0.00	0.00	0.00	0.00	0.00
313384BP3	FEDERAL HOME LOAN BANKS	4.209	99.9879	02/07/2023	0.00	0.00	0.00	0.00	0.00	0.00
313384FH7	FEDERAL HOME LOAN BANKS	4.636	99.4595	05/08/2023	0.00	0.00	0.00	0.00	0.00	0.00
313384BG3	FEDERAL HOME LOAN BANKS	4.058	99.9882	01/31/2023	0.00	0.00	0.00	0.00	0.00	0.00
313384CP2	FEDERAL HOME LOAN BANKS	4.516	99.9874	03/03/2023	0.00	0.00	0.00	0.00	0.00	0.00
313384FK0	FEDERAL HOME LOAN BANKS	4.825	99.4326	05/10/2023	0.00	0.00	0.00	0.00	0.00	0.00
313384EP0	FEDERAL HOME LOAN BANKS	4.828	99.6541	04/20/2023	0.00	0.00	0.00	0.00	0.00	0.00
313384FS3	FEDERAL HOME LOAN BANKS	4.783	99.4326	05/17/2023	4,000,000.00	3,977,304.00	3,952,487.89	3,975,982.89	1,321.11	
313384PQ8	FEDERAL HOME LOAN BANKS	4.992	97.0212	11/15/2023	5,000,000.00	4,851,060.00	4,816,483.33	4,846,733.33	4,326.67	
313384YCO	FEDERAL NATIONAL MORTGAGE ASSOCIATION	4.792	98.6237	07/14/2023	5,000,000.00	4,932,635.00	4,904,245.83	4,932,245.50	379.45	
3133967C7	FEDERAL HOME LOAN MORTGAGE CORP	4.982	98.8899	02/15/2024	10,000,000.00	9,588,900.00	9,513,333.33	9,513,333.33	15,666.67	
3133967B9	FEDERAL HOME LOAN MORTGAGE CORP	4.981	95.9029	02/14/2024	10,000,000.00	9,590,290.00	9,514,666.67	9,514,666.67	15,623.33	
313384RS0	FEDERAL HOME LOAN BANKS	5.024	96.3132	01/12/2024	10,000,000.00	9,631,320.00	9,554,699.44	9,614,694.44	16,625.56	
313384RS0	FEDERAL HOME LOAN BANKS	5.024	96.3132	01/12/2024	10,000,000.00	9,631,320.00	9,554,699.44	9,614,694.44	16,625.56	
313384RS0	FEDERAL HOME LOAN BANKS	5.024	96.3132	01/12/2024	10,000,000.00	9,631,320.00	9,554,699.44	9,614,694.44	16,625.56	
313384PG8	FEDERAL HOME LOAN BANKS	4.828	97.0212	11/15/2023	10,000,000.00	9,702,120.00	9,624,300.00	9,703,600.00	(1,480.00)	
313384MX4	FEDERAL HOME LOAN BANKS	4.960	97.4342	10/13/2023	10,000,000.00	9,743,420.00	9,678,666.67	9,738,916.67	4,503.33	
313384MX4	FEDERAL HOME LOAN BANKS	4.960	97.4342	10/13/2023	10,000,000.00	9,743,420.00	9,678,666.67	9,738,916.67	4,503.33	
313384LT4	FEDERAL HOME LOAN BANKS	4.801	97.8018	09/15/2023	10,000,000.00	9,780,180.00	9,688,667.00	9,783,364.12	(3,184.12)	
313384LD9	FEDERAL HOME LOAN BANKS	5.067	97.9926	09/01/2023	10,000,000.00	9,799,260.00	9,747,511.11	9,790,050.00	9,210.00	
313384LB3	FEDERAL HOME LOAN BANKS	5.082	98.0192	08/30/2023	10,000,000.00	9,801,920.00	9,749,497.22	9,792,165.28	9,754.72	
313384KL2	FEDERAL HOME LOAN BANKS	4.802	98.2224	08/15/2023	10,000,000.00	9,822,240.00	9,727,000.00	9,823,200.00	(9,900.00)	
313384JW0	FEDERAL HOME LOAN BANKS	5.003	98.4115	08/01/2023	10,000,000.00	9,841,150.00	9,792,175.00	9,834,283.33	6,866.67	
313588JCO	FEDERAL NATIONAL MORTGAGE ASSOCIATION	4.792	98.6527	07/14/2023	10,000,000.00	9,865,270.00	9,808,491.67	9,864,511.11	7,588.89	
313588HZ1	FEDERAL NATIONAL MORTGAGE ASSOCIATION	4.791	98.6951	07/11/2023	10,000,000.00	9,869,510.00	9,812,400.00	9,868,419.44	1,090.56	
313384FQ7	FEDERAL HOME LOAN BANKS	4.821	99.4584	05/15/2023	10,000,000.00	9,945,840.00	9,901,250.00	9,942,066.67	3,773.33	
313384LQ0	FEDERAL HOME LOAN BANKS	4.829	97.8417	09/12/2023	12,500,000.00	12,230,212.50	12,126,284.72	12,232,361.11	(2,148.61)	
313384JZ3	FEDERAL HOME LOAN BANKS	4.806	98.3718	08/04/2023	12,500,000.00	12,296,475.00	12,190,590.28	12,296,440.97	34.03	
313384RS0	FEDERAL HOME LOAN BANKS	5.024	96.3132	01/12/2024	15,000,000.00	14,446,980.00	14,331,104.17	14,422,041.67	24,938.33	
313384NS4	FEDERAL HOME LOAN BANKS	5.145	97.1415	11/07/2023	14,579,050.00	14,579,050.00	14,490,493.75	14,554,345.50	24,423.50	
313384NM7	FEDERAL HOME LOAN BANKS	4.821	97.2599	10/27/2023	15,000,000.00	14,588,985.00	14,473,500.00	14,592,450.00	(3,465.00)	
313384LD9	FEDERAL HOME LOAN BANKS	5.067	97.9926	09/01/2023	15,000,000.00	14,698,890.00	14,621,266.67	14,685,075.00	13,815.00	
313384LD9	FEDERAL HOME LOAN BANKS	4.786	97.9926	09/01/2023	15,000,000.00	14,698,890.00	14,563,125.00	14,702,925.00	(4,035.00)	
313384KL2	FEDERAL HOME LOAN BANKS	4.785	98.2224	08/15/2023	15,000,000.00	14,733,360.00	14,595,700.00	14,735,650.00	(2,290.00)	
313384HR3	FEDERAL HOME LOAN BANKS	4.772	98.8006	07/03/2023	15,000,000.00	14,820,090.00	14,679,281.25	14,819,231.25	858.75	
313384FQ7	FEDERAL HOME LOAN BANKS	4.821	99.4584	05/15/2023	15,000,000.00	14,918,760.00	14,851,875.00	14,913,100.00	5,660.00	
313384FY0	FEDERAL HOME LOAN BANKS	2.035	99.3552	05/23/2023	17,189,000.00	17,078,165.33	16,847,232.55	17,139,218.75	(61,053.42)	
313384FM6	FEDERAL HOME LOAN BANKS	4.773	99.4982	05/12/2023	22,300,000.00	22,188,098.60	22,050,153.28	22,180,887.03	7,211.57	
313384RQ4	FEDERAL HOME LOAN BANKS	5.184	96.3392	01/10/2024	25,000,000.00	24,864,800.00	23,905,156.25	24,012,902.78	71,897.22	
313384RM5	FEDERAL HOME LOAN BANKS	4.796	96.9619	11/20/2023	25,000,000.00	24,240,475.00	24,012,937.50	24,248,413.19	(7,938.19)	
313384PG8	FEDERAL HOME LOAN BANKS	4.799	97.0212	11/15/2023	25,000,000.00	24,255,300.00	24,028,020.83	24,263,750.00	(8,450.00)	
313384MH9	FEDERAL HOME LOAN BANKS	4.780	97.6101	09/29/2023	25,000,000.00	24,402,525.00	24,117,111.11	24,416,777.78	(14,252.78)	
313384MH9	FEDERAL HOME LOAN BANKS	4.780	97.6101	09/29/2023	25,000,000.00	24,402,525.00	24,117,111.11	24,416,777.78	(14,252.78)	
313384LZ0	FEDERAL HOME LOAN BANKS	4.778	97.7218	09/21/2023	25,000,000.00	24,430,450.00	24,139,667.50	24,442,556.10	(12,106.10)	
313384LT4	FEDERAL HOME LOAN BANKS	4.776	97.8018	09/15/2023	25,000,000.00	24,450,450.00	24,159,000.00	24,461,888.89	(11,438.89)	
313384LK3	FEDERAL HOME LOAN BANKS	4.773	97.9128	09/07/2023	25,000,000.00	24,478,200.00	24,184,777.78	24,487,666.67	(9,466.67)	
313384LD9	FEDERAL HOME LOAN BANKS	4.786	97.9926	09/01/2023	25,000,000.00	24,498,150.00	24,271,875.00	24,504,875.00	(6,725.00)	
313384KL2	FEDERAL HOME LOAN BANKS	4.684	98.2224	08/15/2023	25,000,000.00	24,555,600.00	24,067,715.28	24,574,527.78	(18,927.78)	
313384LCL	FEDERAL HOME LOAN BANKS	4.121	98.0059	08/31/2023	25,000,000.00	24,501,475.00	24,041,666.67	24,577,777.78	(76,302.78)	
313384KD0	FEDERAL HOME LOAN BANKS	4.775	98.3152	08/08/2023	25,000,000.00	24,578,800.00	24,165,444.44	24,584,333.33	(5,533.33)	
313384W0	FEDERAL HOME LOAN BANKS	4.797	98.4115	08/01/2023	25,000,000.00	24,602,875.00	24,363,000.00	24,603,500.00	(625.00)	
313384HF9	FEDERAL HOME LOAN BANKS	4.718	98.9370	06/23/2023	25,000,000.00	24,734,250.00	24,430,152.78	24,734,284.72	(34.72)	
313384GX1	FEDERAL HOME LOAN BANKS	4.725	99.0461	06/15/2023	25,000,000.00	24,761,525.00	24,521,440.97	24,759,114.58	2,410.42	
313384GM5	FEDERAL HOME LOAN BANKS	4.429	99.1822	06/05/2023	25,000,000.00	24,795,550.00	24,310,000.00	24,805,000.00	(9,450.00)	
313384GG8	FEDERAL HOME LOAN BANKS	4.674	99.2504	05/31/2023	25,000,000.00	24,812,600.00	24,513,906.25	24,809,375.00	3,225.00	
313384GG8	FEDERAL HOME LOAN BANKS	4.674	99.2504	05/31/2023	25,000,000.00	24,812,600.00	24,513,906.25	24,809,375.00	3,225.00	
313384GG8	FEDERAL HOME LOAN BANKS	4.674	99.2504	05/31/2023	25,000,000.00	24,812,600.00	24,513,907.50	24,809,375.49	3,224.51	
313384GF0	FEDERAL HOME LOAN BANKS	4.679	99.2633	05/30/2023	25,000,000.00	24,815,825.00	24,513,375.00	24,812,347.22	3,477.78	
313384FQ7	FEDERAL HOME LOAN BANKS	4.644	99.4584	05/15/2023	25,000,000.00	24,864,600.00	24,560,798.61	24,860,972.22	3,627.78	
313384RQ7	FEDERAL HOME LOAN BANKS	3.969	99.4584	05/15/2023	25,000,000.00	24,864,600.00	24,361,416.67	24,881,444.45	(16,844.45)	
313384FM6	FEDERAL HOME LOAN BANKS	3.938	99.4982	05/12/2023	25,000,000.00	24,874,550.00	24,361,006.94	24,890,381.94	(15,831.94)	
313384EG0	FEDERAL HOME LOAN BANKS	1.722	99.8722	04/13/2023	25,000,000.00	24,968,050.00	24,569,097.22	24,985,833.33	(17,783.33)	
313384GW3	FEDERAL HOME LOAN BANKS	4.244	99.0612	06/14/2023	30,000,000.00	29,718,360.00	29,151,300.00	29,744,700.00	(26,340.00)	
313384J89	FEDERAL HOME LOAN BANKS	4.903	98.4645	07/28/2023	34,000,000.00	33,477,930.00	33,329,533.33	33,465,066.66	12,863.34	
313384SL4	FEDERAL HOME LOAN BANKS	5.103	96.0967	01/30/2024	50,000,000.00	48,048,350.00	47,656,166.67	47,922,666.67	125,683.33	
313384NS5	FEDERAL HOME LOAN BANKS	4.539	97.3468	10/20/2023	50,000,000.00	48,673,400.00	47,823,291.67	48,768,361.11	(94,961.11)	
313384HL6	FEDERAL HOME LOAN BANKS	4.715	98.8689	06/28/2023	50,000,000.00	49,434,450.00	48,402,354.17	49,438,388.89	(3,938.89)	
313384GQ6	FEDERAL HOME LOAN BANKS	4.906	99.1413	06/08/2023	50,000,000.00	49,570,650.00	49,464,361.11	49,544,777.78	25,872.22	
313384GG8	FEDERAL HOME LOAN BANKS	4.940	99.2504	05/31/2023	50,000,000.00	49,625,200.00	49,480,784.72	49,595,416.66	29,783.34	
313384FZ7										



3137B4WB8	FHMS K-033 A2	3.422	99.4181	07/25/2023	17,591,882.76	17,489,506.97	17,503,923.34	17,568,881.88	(79,374.90)
3137B5JM6	FHMS K-034 A2	3.499	99.3299	07/25/2023	22,506,683.25	22,355,867.54	22,464,370.69	22,494,574.94	(138,707.40)
3137B5KW2	FHMS K-035 A2	3.667	99.2877	08/25/2023	22,588,370.50	22,427,481.22	22,503,664.32	22,556,376.21	(128,895.00)
3132XGRH1	FH WN2287	3.945	97.7310	11/01/2027	25,000,000.00	24,432,750.00	24,785,156.25	24,793,300.81	(360,550.81)
---	---	3.850	97.9410	05/30/2025	194,619,251.75	190,612,102.27	191,959,900.60	192,535,700.59	(1,923,598.33)

**Agency MBS  
FNMA**

Cusip	Description	Yield	Market Price	Final Maturity	Par Value	Market Value	Principal	Book Value	Net Unrealized Gain/Loss
3138LEGR6	FN AN2007	3.059	98.6840	07/01/2023	0.00	0.00	0.00	0.00	0.00
3136AHAG5	FNA 2013-M14 A2	5.541	98.8984	10/25/2023	4,331,087.88	4,283,377.61	4,267,982.58	4,296,615.43	(13,237.82)
3136AKQM8	FNA 2014-M8 A2	5.910	97.7522	06/25/2024	7,148,702.80	6,988,012.11	6,956,022.96	7,006,605.57	(18,593.46)
3138LEZL1	FN ANS246	3.365	95.6510	05/01/2027	7,100,000.00	6,791,221.00	7,067,828.13	7,072,192.31	(280,971.31)
3138LC8H1	FN AN0254	3.738	95.8940	12/01/2025	7,419,504.38	7,114,859.53	7,279,229.37	7,310,699.19	(195,839.65)
3138LENE7	FN AN2188	3.543	93.7740	07/01/2026	10,000,000.00	9,377,812.50	9,807,812.50	9,846,792.10	(469,392.10)
3138L36P5	FN AM3577	5.568	99.1940	06/01/2023	13,020,436.90	12,915,492.18	12,804,785.92	12,958,677.70	(43,185.52)
3138LCHR9	FEDERAL NATIONAL MORTGAGE ASSOCIATION	2.939	95.8940	12/01/2025	14,186,432.70	13,603,937.77	14,173,132.92	14,176,349.27	(572,411.50)
3138LDSW9	FN AN1760	4.176	94.0240	06/01/2026	15,000,000.00	14,103,600.00	14,582,812.50	14,666,883.41	(563,283.41)
3138LJST3	FN AN6257	4.582	95.5690	08/01/2027	15,407,529.04	14,724,821.42	14,608,865.32	14,690,000.85	(34,820.57)
3140LJ523	FN BS7736	4.071	99.5580	02/01/2028	15,000,000.00	14,933,700.00	15,000,000.00	15,000,000.00	(66,300.00)
3140LHSB7	FN BS6813	4.363	100.5540	02/01/2028	19,478,000.00	19,585,908.12	19,459,739.38	19,460,113.90	125,794.22
3140LJ523	FN BS7736	4.416	99.5580	02/01/2028	20,000,000.00	19,911,600.00	19,731,250.00	19,736,030.43	173,569.57
3140LH4A5	FN BS7116	4.363	100.1680	11/01/2027	20,210,000.00	20,243,952.80	20,210,000.00	20,210,000.00	33,952.80
3138LHUZ5	FN ANS099	3.076	95.5520	04/01/2027	24,232,045.00	23,154,204.12	24,209,327.94	24,212,544.71	(1,058,340.59)
3136BML55	FNA 2022-M11 A2	4.554	94.9748	10/25/2027	29,516,511.90	28,033,240.76	28,122,151.88	28,213,312.43	(180,071.66)
3140LHVX5	FN BS6929	4.280	99.8680	11/01/2027	31,058,948.00	30,996,738.28	31,003,855.82	31,003,855.82	55,092.18
---	---	4.208	97.5011	02/09/2027	253,150,251.10	246,824,275.43	249,277,679.67	249,860,673.12	(3,036,397.69)

**CD**

Cusip	Description	Yield	Market Price	Final Maturity	Par Value	Market Value	Principal	Book Value	Net Unrealized Gain/Loss
86959RT4	Svenska Handels AB Publ - New York Branch	0.300	100.0000	09/02/2022	0.00	0.00	0.00	0.00	0.00
86959RF88	Svenska Handels AB Publ - New York Branch	3.515	100.0000	02/27/2023	0.00	0.00	0.00	0.00	0.00
89115B6S4	Toronto-Dominion Bank - New York Branch	3.850	100.0000	05/15/2023	20,000,000.00	20,000,000.00	20,000,000.00	20,000,000.00	0.00
89114WXR1	Toronto-Dominion Bank - New York Branch	1.308	100.0000	05/22/2023	25,000,000.00	25,000,000.00	25,000,000.00	25,000,000.00	0.00
78012U6X8	Royal Bank of Canada New York Branch	3.710	100.0000	06/22/2023	25,000,000.00	25,000,000.00	25,000,000.00	25,000,000.00	0.00
65558UYG1	Nordea ABP - New York Branch	5.020	100.0000	05/02/2023	25,000,000.00	25,000,000.00	25,000,000.00	25,000,000.00	0.00
78015JQ26	Royal Bank of Canada New York Branch	5.280	100.0000	10/23/2023	25,000,000.00	25,000,000.00	25,000,000.00	25,000,000.00	0.00
06367D4D4	Bank of Montreal - Chicago Branch	5.350	100.0000	09/29/2023	25,000,000.00	25,000,000.00	25,000,000.00	25,000,000.00	0.00
65558UD66	Nordea ABP - New York Branch	4.900	100.0000	06/26/2023	35,000,000.00	35,000,000.00	35,000,000.00	35,000,000.00	0.00
89115BT99	Toronto-Dominion Bank - New York Branch	5.220	100.0000	01/24/2024	40,000,000.00	40,000,000.00	40,000,000.00	40,000,000.00	0.00
23344NL53	DNB Bank ASA - New York Branch	4.760	100.0000	06/20/2023	45,000,000.00	45,000,000.00	45,000,000.00	45,000,000.00	0.00
89115BWV6	Toronto-Dominion Bank - New York Branch	4.760	100.0000	08/31/2023	50,000,000.00	50,000,000.00	50,000,000.00	50,000,000.00	0.00
06367CXZ5	Bank of Montreal - Chicago Branch	4.520	100.0000	06/07/2023	50,000,000.00	50,000,000.00	50,000,000.00	50,000,000.00	0.00
06367CYY7	Bank of Montreal - Chicago Branch	5.180	100.0000	05/30/2023	50,000,000.00	50,000,000.00	50,000,000.00	50,000,000.00	0.00
89115BP09	Toronto-Dominion Bank - New York Branch	5.260	100.0000	06/27/2023	50,000,000.00	50,000,000.00	50,000,000.00	50,000,000.00	0.00
89115BCB4	Toronto-Dominion Bank - New York Branch	5.570	100.0000	09/05/2023	50,000,000.00	50,000,000.00	50,000,000.00	50,000,000.00	0.00
78015JMA2	Royal Bank of Canada New York Branch	5.590	100.0000	10/11/2023	50,000,000.00	50,000,000.00	50,000,000.00	50,000,000.00	0.00
89115BF70	Toronto-Dominion Bank - New York Branch	5.400	100.0000	08/15/2023	50,000,000.00	50,000,000.00	50,000,000.00	50,000,000.00	0.00
89115BK7	Toronto-Dominion Bank - New York Branch	5.470	100.0000	11/01/2023	50,000,000.00	50,000,000.00	50,000,000.00	50,000,000.00	0.00
06367D2F1	Bank of Montreal - Chicago Branch	5.430	100.0000	09/01/2023	50,000,000.00	50,000,000.00	50,000,000.00	50,000,000.00	0.00
89115BKK5	Toronto-Dominion Bank - New York Branch	5.410	100.0000	10/10/2023	50,000,000.00	50,000,000.00	50,000,000.00	50,000,000.00	0.00
06417MP74	Bank of Nova Scotia - Houston Branch	4.250	100.0000	06/09/2023	50,000,000.00	50,000,000.00	50,000,000.00	50,000,000.00	0.00
21684XZU3	Rabobank Nederland - New York Branch	4.980	100.0000	06/06/2023	50,000,000.00	50,000,000.00	50,000,000.00	50,000,000.00	0.00
78015JNS2	Royal Bank of Canada New York Branch	5.470	100.0000	11/22/2023	50,000,000.00	50,000,000.00	50,000,000.00	50,000,000.00	0.00
78015JP68	Royal Bank of Canada New York Branch	4.945	100.0000	12/15/2023	50,000,000.00	50,000,000.00	50,000,000.00	50,000,000.00	0.00
89115BMP2	Toronto-Dominion Bank - New York Branch	5.390	100.0000	11/24/2023	50,000,000.00	50,000,000.00	50,000,000.00	50,000,000.00	0.00
89115BNB2	Toronto-Dominion Bank - New York Branch	5.390	100.0000	01/10/2024	50,000,000.00	50,000,000.00	50,000,000.00	50,000,000.00	0.00
06367D3D5	Bank of Montreal - Chicago Branch	4.700	100.0000	05/30/2023	50,000,000.00	50,000,000.00	50,000,000.00	50,000,000.00	0.00
78015JQ48	Royal Bank of Canada New York Branch	5.420	100.0000	01/03/2024	50,000,000.00	50,000,000.00	50,000,000.00	50,000,000.00	0.00
78015J0J9	Royal Bank of Canada - Houston Branch	5.410	100.0000	11/30/2023	50,000,000.00	50,000,000.00	50,000,000.00	50,000,000.00	0.00
06417MR23	Bank of Nova Scotia - Houston Branch	4.771	100.0000	09/29/2023	50,000,000.00	50,000,000.00	50,000,000.00	50,000,000.00	0.00
23344NK39	DNB Bank ASA - New York Branch	4.680	100.0000	05/17/2023	50,000,000.00	50,000,000.00	50,000,000.00	50,000,000.00	0.00
65558UC59	Nordea ABP - New York Branch	4.900	100.0000	06/20/2023	50,000,000.00	50,000,000.00	50,000,000.00	50,000,000.00	0.00
23344NL38	DNB Bank ASA - New York Branch	4.680	100.0000	05/18/2023	50,000,000.00	50,000,000.00	50,000,000.00	50,000,000.00	0.00
23344NL46	DNB Bank ASA - New York Branch	4.770	100.0000	06/20/2023	50,000,000.00	50,000,000.00	50,000,000.00	50,000,000.00	0.00
65558UG22	Nordea ABP - New York Branch	4.770	100.0000	05/16/2023	50,000,000.00	50,000,000.00	50,000,000.00	50,000,000.00	0.00
06367D4H5	Bank of Montreal - Chicago Branch	5.356	100.0000	10/30/2023	50,000,000.00	50,000,000.00	50,000,000.00	50,000,000.00	0.00
65558UG55	Nordea ABP - New York Branch	4.880	100.0000	06/05/2023	50,000,000.00	50,000,000.00	50,000,000.00	50,000,000.00	0.00
78015JKE6	Royal Bank of Canada New York Branch	5.390	100.0000	08/21/2023	75,000,000.00	75,000,000.00	75,000,000.00	75,000,000.00	0.00
65558UM88	Nordea ABP - New York Branch	4.352	100.0000	05/19/2023	87,000,000.00	87,000,000.00	87,000,000.00	87,000,000.00	0.00
21684XZA7	Rabobank Nederland - New York Branch	3.880	100.0000	05/26/2023	100,000,000.00	100,000,000.00	100,000,000.00	100,000,000.00	0.00
---	---	4.916	100.0000	08/11/2023	1,877,000,000.00	1,877,000,000.00	1,877,000,000.00	1,877,000,000.00	0.00

**CP**

Cusip	Description	Yield	Market Price	Final Maturity	Par Value	Market Value	Principal	Book Value	Net Unrealized Gain/Loss
46640QH1F	J.P. Morgan Securities LLC	0.823	100.0000	08/15/2022	0.00	0.00	0.00	0.00	0.00
46640QH7	J.P. Morgan Securities LLC	0.915	100.0000	09/16/2022	0.00	0.00	0.00	0.00	0.00
46640QH3	J.P. Morgan Securities LLC	1.006	100.0000	10/17/2022	0.00	0.00	0.00	0.00	0.00
7426MSE8	Private Export Funding Corporation	0.632	100.0000	07/14/2022	0.00	0.00	0.00	0.00	0.00
63763QKX4	National Securities Clearing Corporation	0.905	100.0000	10/31/2022	0.00	0.00	0.00	0.00	0.00
02314QK57	Amazon.com, Inc.	1.026	100.0000	10/05/2022	0.00	0.00	0.00	0.00	0.00
02314QKB4	Amazon.com, Inc.	1.026	100.0000	10/11/2022	0.00	0.00	0.00	0.00	0.00
02314QKB4	Amazon.com, Inc.	1.137	100.0000	10/11/2022	0.00	0.00	0.00	0.00	0.00
7426M5NP5	Private Export Funding Corporation	1.454	100.0000	01/23/2023	0.00	0.00	0.00	0.00	0.00
02314QHN2	Amazon.com, Inc.	0.984	100.0000	08/22/2022	0.00	0.00	0.00	0.00	0.00
7426M3GB9	Private Export Funding Corporation	0.721	100.0000	07/11/2022	0.00	0.00	0.00	0.00	0.00
46640QNL1	J.P. Morgan Securities LLC								

0530A3GK8	Automatic Data Processing, Inc.	1.556	100.0000	07/19/2022	0.00	0.00	0.00	0.00	0.00
63763QL2	National Securities Clearing Corporation	2.267	100.0000	09/20/2022	0.00	0.00	0.00	0.00	0.00
63763QL4	National Securities Clearing Corporation	2.267	100.0000	09/19/2022	0.00	0.00	0.00	0.00	0.00
63763QL2	National Securities Clearing Corporation	2.267	100.0000	09/20/2022	0.00	0.00	0.00	0.00	0.00
19414FGU2	Colgate-Palmolive Company	1.534	100.0000	07/28/2022	0.00	0.00	0.00	0.00	0.00
19414FGU2	Colgate-Palmolive Company	1.576	100.0000	07/28/2022	0.00	0.00	0.00	0.00	0.00
0530A3GR3	Automatic Data Processing, Inc.	1.526	100.0000	07/25/2022	0.00	0.00	0.00	0.00	0.00
0530A3GR3	Automatic Data Processing, Inc.	1.526	100.0000	07/25/2022	0.00	0.00	0.00	0.00	0.00
63763QH83	National Securities Clearing Corporation	2.062	100.0000	08/08/2022	0.00	0.00	0.00	0.00	0.00
6698MSH44	Novartis Finance Corporation	1.909	100.0000	08/04/2022	0.00	0.00	0.00	0.00	0.00
6698MSH44	Novartis Finance Corporation	1.909	100.0000	08/04/2022	0.00	0.00	0.00	0.00	0.00
7426MSKX1	Private Export Funding Corporation	2.524	100.0000	10/31/2022	0.00	0.00	0.00	0.00	0.00
0530A3H43	Automatic Data Processing, Inc.	2.313	100.0000	08/04/2022	0.00	0.00	0.00	0.00	0.00
63763QI73	National Securities Clearing Corporation	2.366	100.0000	09/07/2022	0.00	0.00	0.00	0.00	0.00
0530A3HB7	Automatic Data Processing, Inc.	2.303	100.0000	08/12/2022	0.00	0.00	0.00	0.00	0.00
63763QKJ5	National Securities Clearing Corporation	2.491	100.0000	10/18/2022	0.00	0.00	0.00	0.00	0.00
4664QPH8	J.P. Morgan Securities LLC	3.563	100.0000	02/17/2023	0.00	0.00	0.00	0.00	0.00
63763QIU2	National Securities Clearing Corporation	2.438	100.0000	09/28/2022	0.00	0.00	0.00	0.00	0.00
0530A3HR2	Automatic Data Processing, Inc.	2.303	100.0000	08/25/2022	0.00	0.00	0.00	0.00	0.00
0530A3HR2	Automatic Data Processing, Inc.	2.303	100.0000	08/25/2022	0.00	0.00	0.00	0.00	0.00
7426MSQ31	Private Export Funding Corporation	3.274	100.0000	03/03/2023	0.00	0.00	0.00	0.00	0.00
0530A3HV3	Automatic Data Processing, Inc.	2.313	100.0000	08/29/2022	0.00	0.00	0.00	0.00	0.00
0530A3H27	Automatic Data Processing, Inc.	2.313	100.0000	08/02/2022	0.00	0.00	0.00	0.00	0.00
63763QKX4	National Securities Clearing Corporation	2.674	100.0000	10/31/2022	0.00	0.00	0.00	0.00	0.00
0530A3I66	Automatic Data Processing, Inc.	2.303	100.0000	09/06/2022	0.00	0.00	0.00	0.00	0.00
0378SEK5	Apple Inc.	2.721	100.0000	10/13/2022	0.00	0.00	0.00	0.00	0.00
0378SEK5	Apple Inc.	2.721	100.0000	10/13/2022	0.00	0.00	0.00	0.00	0.00
93114FKB9	Walmart Inc.	2.782	100.0000	10/11/2022	0.00	0.00	0.00	0.00	0.00
6698MSJ89	Novartis Finance Corporation	2.567	100.0000	09/26/2022	0.00	0.00	0.00	0.00	0.00
9141IUV8	University of California	2.436	100.0000	09/29/2022	0.00	0.00	0.00	0.00	0.00
9141IUT3	University of California	2.436	100.0000	09/27/2022	0.00	0.00	0.00	0.00	0.00
0378SEK5	Apple Inc.	2.721	100.0000	10/13/2022	0.00	0.00	0.00	0.00	0.00
77119MK4	Roche Holdings, Inc.	2.263	100.0000	09/19/2022	0.00	0.00	0.00	0.00	0.00
0378SEK5	Apple Inc.	2.721	100.0000	10/13/2022	0.00	0.00	0.00	0.00	0.00
0378SEK5	Apple Inc.	2.772	100.0000	10/13/2022	0.00	0.00	0.00	0.00	0.00
0530A3IK5	Automatic Data Processing, Inc.	2.313	100.0000	09/19/2022	0.00	0.00	0.00	0.00	0.00
63763QL96	National Securities Clearing Corporation	3.131	100.0000	11/09/2022	0.00	0.00	0.00	0.00	0.00
77119MK2	Roche Holdings, Inc.	2.700	100.0000	10/11/2022	0.00	0.00	0.00	0.00	0.00
0530A3JL3	Automatic Data Processing, Inc.	2.313	100.0000	09/20/2022	0.00	0.00	0.00	0.00	0.00
63763QLP0	National Securities Clearing Corporation	3.184	100.0000	11/23/2022	0.00	0.00	0.00	0.00	0.00
6698MSJU4	Novartis Finance Corporation	3.023	100.0000	09/28/2022	0.00	0.00	0.00	0.00	0.00
63763QLE5	National Securities Clearing Corporation	3.263	100.0000	11/14/2022	0.00	0.00	0.00	0.00	0.00
0530A3I76	Automatic Data Processing, Inc.	3.074	100.0000	09/27/2022	0.00	0.00	0.00	0.00	0.00
63763QK94	National Securities Clearing Corporation	3.590	100.0000	01/09/2023	0.00	0.00	0.00	0.00	0.00
0530A3K49	Automatic Data Processing, Inc.	3.074	100.0000	10/04/2022	0.00	0.00	0.00	0.00	0.00
63763QN37	National Securities Clearing Corporation	3.649	100.0000	01/03/2023	0.00	0.00	0.00	0.00	0.00
63763QNB9	National Securities Clearing Corporation	3.702	100.0000	01/11/2023	0.00	0.00	0.00	0.00	0.00
0378SELE2	Apple Inc.	3.180	100.0000	11/14/2022	0.00	0.00	0.00	0.00	0.00
63763QLJ4	National Securities Clearing Corporation	3.283	100.0000	11/18/2022	0.00	0.00	0.00	0.00	0.00
0530A3KC1	Automatic Data Processing, Inc.	3.074	100.0000	10/12/2022	0.00	0.00	0.00	0.00	0.00
0530A3KC1	Automatic Data Processing, Inc.	3.074	100.0000	10/12/2022	0.00	0.00	0.00	0.00	0.00
63763QP84	National Securities Clearing Corporation	3.964	100.0000	02/08/2023	0.00	0.00	0.00	0.00	0.00
74271UNB2	The Procter & Gamble Company	3.752	100.0000	01/11/2023	0.00	0.00	0.00	0.00	0.00
7426MSNH3	Private Export Funding Corporation	4.030	100.0000	01/17/2023	0.00	0.00	0.00	0.00	0.00
6698MSLF4	Novartis Finance Corporation	3.433	100.0000	11/15/2022	0.00	0.00	0.00	0.00	0.00
6698MSLE7	Novartis Finance Corporation	3.423	100.0000	11/14/2022	0.00	0.00	0.00	0.00	0.00
6698MSLM9	Novartis Finance Corporation	3.506	100.0000	11/21/2022	0.00	0.00	0.00	0.00	0.00
4664QPM7	J.P. Morgan Securities LLC	4.679	100.0000	02/21/2023	0.00	0.00	0.00	0.00	0.00
21687BKQ3	Rabobank Nederland - New York Branch	3.064	100.0000	10/24/2022	0.00	0.00	0.00	0.00	0.00
0530A3KQ0	Automatic Data Processing, Inc.	3.084	100.0000	10/24/2022	0.00	0.00	0.00	0.00	0.00
0530A3KQ0	Automatic Data Processing, Inc.	3.084	100.0000	10/24/2022	0.00	0.00	0.00	0.00	0.00
03948HT7	Archer-Daniels-Midland Company	3.125	100.0000	10/27/2022	0.00	0.00	0.00	0.00	0.00
03948HS9	Archer-Daniels-Midland Company	3.074	100.0000	10/26/2022	0.00	0.00	0.00	0.00	0.00
93114FL77	Walmart Inc.	3.249	100.0000	11/07/2022	0.00	0.00	0.00	0.00	0.00
0530A3K56	Automatic Data Processing, Inc.	3.084	100.0000	10/26/2022	0.00	0.00	0.00	0.00	0.00
93114LE2	Walmart Inc.	3.534	100.0000	11/14/2022	0.00	0.00	0.00	0.00	0.00
6698MSLE7	Novartis Finance Corporation	3.585	100.0000	11/14/2022	0.00	0.00	0.00	0.00	0.00
6698MSLE7	Novartis Finance Corporation	3.585	100.0000	11/14/2022	0.00	0.00	0.00	0.00	0.00
6698MSLE7	Novartis Finance Corporation	3.585	100.0000	11/14/2022	0.00	0.00	0.00	0.00	0.00
4664QNN64	J.P. Morgan Securities LLC	4.056	100.0000	01/06/2023	0.00	0.00	0.00	0.00	0.00
89233HMF8	Toyota Motor Credit Corporation	3.948	100.0000	12/15/2022	0.00	0.00	0.00	0.00	0.00
63763QPE1	National Securities Clearing Corporation	4.425	100.0000	02/14/2023	0.00	0.00	0.00	0.00	0.00
63763QNJ2	National Securities Clearing Corporation	4.191	100.0000	01/18/2023	0.00	0.00	0.00	0.00	0.00
03948HJ82	Archer-Daniels-Midland Company	3.837	100.0000	11/08/2022	0.00	0.00	0.00	0.00	0.00
0530A3L71	Automatic Data Processing, Inc.	3.837	100.0000	11/07/2022	0.00	0.00	0.00	0.00	0.00
63763QNJ2	National Securities Clearing Corporation	4.211	100.0000	01/18/2023	0.00	0.00	0.00	0.00	0.00
0530A3L71	Automatic Data Processing, Inc.	3.837	100.0000	11/07/2022	0.00	0.00	0.00	0.00	0.00
03948HM57	Archer-Daniels-Midland Company	3.863	100.0000	12/05/2022	0.00	0.00	0.00	0.00	0.00
0530A3L89	Automatic Data Processing, Inc.	3.847	100.0000	11/08/2022	0.00	0.00	0.00	0.00	0.00
0530A3L97	Automatic Data Processing, Inc.	3.837	100.0000	11/09/2022	0.00	0.00	0.00	0.00	0.00
21687BL90	Rabobank Nederland - New York Branch	3.826	100.0000	11/09/2022	0.00	0.00	0.00	0.00	0.00
63763QNJ2	National Securities Clearing Corporation	4.231	100.0000	01/18/2023	0.00	0.00	0.00	0.00	0.00
21687BLA7	Rabobank Nederland - New York Branch	3.826	100.0000	11/10/2022	0.00	0.00	0.00	0.00	0.00
74271UPF1	The Procter & Gamble Company	4.321	100.0000	02/15/2023	0.00	0.00	0.00	0.00	0.00
93114FLU6	Walmart Inc.	3.820	100.0000	11/28/2022	0.00	0.00	0.00	0.00	0.00
0378SELV4	Apple Inc.	3.810	100.0000	11/29/2022	0.00	0.00	0.00	0.00	0.00
21687BLU3	Rabobank Nederland - New York Branch	3.809	100.0000	11/28/2022	0.00	0.00	0.00	0.00	0.00
0530A3LF3	Automatic Data Processing, Inc.	3.826	100.0000	11/15/2022	0.00	0.00	0.00	0.00	0.00
21687BLF6	Rabobank Nederland - New York Branch	3.826	100.0000	11/15/2022	0.00	0.00	0.00	0.00	0.00
0530A3LH9	Automatic Data Processing, Inc.	3.826	100.0000	11/17/2022	0.00	0.00	0.00	0.00	0.00
0530A3LH9	Automatic Data Processing, Inc.	3.826	100.0000	11/17/2022	0.00	0.00	0.00	0.00	0.00
0530A3LH9	Automatic Data Processing, Inc.	3.826	100.0000	11/17/2022	0.00	0.00	0.00	0.00	0.00
0530A3LM8	Automatic Data Processing, Inc.	3.837	100.0000	11/21/2022	0.00	0.00	0.00	0.00	0.00
0530A3LM8	Automatic Data Processing, Inc.	3.837	100.0000	11/21/2022	0.00	0.00	0.00	0.00	0.00
0530A3LN6	Automatic Data Processing, Inc.	3.837	100.0000	11/22/2022	0.00	0.00	0.00	0.00	0.00
03948HMC2	Archer-Daniels-Midland Company	3.892	100.0000	12/12/2022	0.00	0.00	0.00	0.00	0.00
63763QNL7	National Securities Clearing Corporation	4.188	100.0000	01/20/2023	0.00	0.00	0.00	0.00	0.00
0530A3LN6	Automatic Data Processing, Inc.	3.837	100.0000	11/22/2022	0.00	0.00	0.00	0.00	0.00
6698MSMT3	Novartis Finance Corporation	3.956	100.0000	12/27/2022	0.00	0.00	0.00	0.00	0.00
93114FMC5	Walmart Inc.	3.840	100.0000	12/12/2022	0.00	0.00	0.00	0.00	0.00
89233HNL4	Toyota Motor Credit Corporation	4.359	100.0000	01/20/2023	0.00	0.00	0.00	0.00	0.00
0530A3M62	Automatic Data Processing, Inc.	3.837	100.0000	12/06/2022	0.00	0.00	0.00	0.00	0.00
0530A3M62	Automatic Data Processing, Inc.	3.837	100.0000	12/06/2022	0.00	0.00	0.00	0.00	0.00
22533UMK3	Credit Agricole Corporate And Investment Bank, New	3.806	100.0000	12/08/2022	0.00	0.00	0.00	0.00	0.00
0378SEML5	Apple Inc.	3.890	100.0000	12/20/2022	0.00	0.00	0.00	0.00	0.00
0378SEML5	Apple Inc.	3.890	100.0000	12/20/2022	0.00	0.00	0.00	0.00	0.00
14912ENR4	Caterpillar Financial Services Corporation	4.256	100.0000	01/25/2023	0.00	0.00	0.00	0.00	0.00
24422MNH0	John Deere Capital Corporation	4.203	100.0000	01/17/2023	0.00	0.00	0.00	0.00	0.00
63763QN52	National Securities Clearing Corporation	4.169	100.0000	01/05/2023	0.00	0.00	0.00	0.00	0.00
14912ENR4	Caterpillar Financial Services Corporation	4.256	100.0000	01/25/2023	0.00	0.00	0.00	0.00	0.00
14912EMW4	Caterpillar Financial Services Corporation	4.086	100.0000	12/30/2022	0.00	0.00	0.00	0.00	0.00
63763QMU8	National Securities Clearing Corporation	4.147	100.						

03948HMU2	Archer-Daniels-Midland Company	4.330	100.0000	12/28/2022	0.00	0.00	0.00	0.00	0.00	0.00
89233HQE7	Toyota Motor Credit Corporation	4.680	100.0000	03/14/2023	0.00	0.00	0.00	0.00	0.00	0.00
03948HMV0	Archer-Daniels-Midland Company	4.381	100.0000	12/29/2022	0.00	0.00	0.00	0.00	0.00	0.00
89233HPU2	Toyota Motor Credit Corporation	4.594	100.0000	02/28/2023	0.00	0.00	0.00	0.00	0.00	0.00
89233HPH8	Toyota Motor Credit Corporation	4.569	100.0000	02/14/2023	0.00	0.00	0.00	0.00	0.00	0.00
23102VP12	Cummins Inc.	4.411	100.0000	02/01/2023	0.00	0.00	0.00	0.00	0.00	0.00
6698MSMT3	Novartis Finance Corporation	4.360	100.0000	12/27/2022	0.00	0.00	0.00	0.00	0.00	0.00
22533UMK6	Credit Agricole Corporate And Investment Bank, New	4.317	100.0000	12/19/2022	0.00	0.00	0.00	0.00	0.00	0.00
21687BMK4	Rabobank Nederland - New York Branch	4.337	100.0000	12/19/2022	0.00	0.00	0.00	0.00	0.00	0.00
21687BMK4	Rabobank Nederland - New York Branch	4.337	100.0000	12/19/2022	0.00	0.00	0.00	0.00	0.00	0.00
23102VP61	Cummins Inc.	4.462	100.0000	02/06/2023	0.00	0.00	0.00	0.00	0.00	0.00
23102VP61	Cummins Inc.	4.503	100.0000	02/06/2023	0.00	0.00	0.00	0.00	0.00	0.00
22533UML4	Credit Agricole Corporate And Investment Bank, New	4.316	100.0000	12/20/2022	0.00	0.00	0.00	0.00	0.00	0.00
63763QNC7	National Securities Clearing Corporation	4.353	100.0000	01/12/2023	0.00	0.00	0.00	0.00	0.00	0.00
21687BML2	Rabobank Nederland - New York Branch	4.326	100.0000	12/27/2022	0.00	0.00	0.00	0.00	0.00	0.00
22533UML4	Credit Agricole Corporate And Investment Bank, New	4.316	100.0000	12/20/2022	0.00	0.00	0.00	0.00	0.00	0.00
22533UML4	Credit Agricole Corporate And Investment Bank, New	4.316	100.0000	12/20/2022	0.00	0.00	0.00	0.00	0.00	0.00
23102VP79	Cummins Inc.	4.514	100.0000	02/07/2023	0.00	0.00	0.00	0.00	0.00	0.00
0530A3MM7	Automatic Data Processing, Inc.	4.337	100.0000	12/21/2022	0.00	0.00	0.00	0.00	0.00	0.00
23102VP79	Cummins Inc.	4.514	100.0000	02/07/2023	0.00	0.00	0.00	0.00	0.00	0.00
0530A3MM7	Automatic Data Processing, Inc.	4.337	100.0000	12/21/2022	0.00	0.00	0.00	0.00	0.00	0.00
22533UMN0	Credit Agricole Corporate And Investment Bank, New	4.316	100.0000	12/22/2022	0.00	0.00	0.00	0.00	0.00	0.00
22533UMN0	Credit Agricole Corporate And Investment Bank, New	4.316	100.0000	12/22/2022	0.00	0.00	0.00	0.00	0.00	0.00
22533UMN0	Credit Agricole Corporate And Investment Bank, New	4.316	100.0000	12/22/2022	0.00	0.00	0.00	0.00	0.00	0.00
03948HMN8	Archer-Daniels-Midland Company	4.326	100.0000	12/22/2022	0.00	0.00	0.00	0.00	0.00	0.00
21687BMN8	Rabobank Nederland - New York Branch	4.337	100.0000	12/22/2022	0.00	0.00	0.00	0.00	0.00	0.00
22533UMP5	Credit Agricole Corporate And Investment Bank, New	4.316	100.0000	12/23/2022	0.00	0.00	0.00	0.00	0.00	0.00
22533UMP5	Credit Agricole Corporate And Investment Bank, New	4.316	100.0000	12/23/2022	0.00	0.00	0.00	0.00	0.00	0.00
03948HMU2	Archer-Daniels-Midland Company	4.328	100.0000	12/28/2022	0.00	0.00	0.00	0.00	0.00	0.00
22533UMP5	Credit Agricole Corporate And Investment Bank, New	4.316	100.0000	12/23/2022	0.00	0.00	0.00	0.00	0.00	0.00
22533UMP5	Credit Agricole Corporate And Investment Bank, New	4.316	100.0000	12/23/2022	0.00	0.00	0.00	0.00	0.00	0.00
21687BMP3	Rabobank Nederland - New York Branch	4.337	100.0000	12/23/2022	0.00	0.00	0.00	0.00	0.00	0.00
6698MSNP0	Novartis Finance Corporation	4.355	100.0000	01/23/2023	0.00	0.00	0.00	0.00	0.00	0.00
22533UMT7	Credit Agricole Corporate And Investment Bank, New	4.317	100.0000	12/27/2022	0.00	0.00	0.00	0.00	0.00	0.00
21687BMT5	Rabobank Nederland - New York Branch	4.337	100.0000	12/27/2022	0.00	0.00	0.00	0.00	0.00	0.00
22533UMU4	Credit Agricole Corporate And Investment Bank, New	4.316	100.0000	12/28/2022	0.00	0.00	0.00	0.00	0.00	0.00
22533UMV2	Credit Agricole Corporate And Investment Bank, New	4.316	100.0000	12/29/2022	0.00	0.00	0.00	0.00	0.00	0.00
22533UMV2	Credit Agricole Corporate And Investment Bank, New	4.316	100.0000	12/29/2022	0.00	0.00	0.00	0.00	0.00	0.00
14912ENW3	Caterpillar Financial Services Corporation	4.334	100.0000	01/30/2023	0.00	0.00	0.00	0.00	0.00	0.00
63763QP19	National Securities Clearing Corporation	4.354	100.0000	02/01/2023	0.00	0.00	0.00	0.00	0.00	0.00
63763QO5	National Securities Clearing Corporation	4.469	100.0000	03/16/2023	0.00	0.00	0.00	0.00	0.00	0.00
23102VPN4	Cummins Inc.	4.512	100.0000	02/22/2023	0.00	0.00	0.00	0.00	0.00	0.00
23102VP11	Cummins Inc.	4.563	100.0000	03/01/2023	0.00	0.00	0.00	0.00	0.00	0.00
23102VPT1	Cummins Inc.	4.593	100.0000	02/27/2023	0.00	0.00	0.00	0.00	0.00	0.00
63763QPM3	National Securities Clearing Corporation	4.530	100.0000	02/21/2023	0.00	0.00	0.00	0.00	0.00	0.00
63763QPM3	National Securities Clearing Corporation	4.530	100.0000	02/21/2023	0.00	0.00	0.00	0.00	0.00	0.00
03948HP39	Archer-Daniels-Midland Company	4.381	100.0000	02/03/2023	0.00	0.00	0.00	0.00	0.00	0.00
22533UNR0	Credit Agricole Corporate And Investment Bank, New	4.327	100.0000	01/25/2023	0.00	0.00	0.00	0.00	0.00	0.00
6698MSPD5	Novartis Finance Corporation	4.423	100.0000	02/13/2023	0.00	0.00	0.00	0.00	0.00	0.00
14912EPQ4	Caterpillar Financial Services Corporation	4.498	100.0000	02/24/2023	0.00	0.00	0.00	0.00	0.00	0.00
03948HQN4	Archer-Daniels-Midland Company	4.608	100.0000	03/22/2023	0.00	0.00	0.00	0.00	0.00	0.00
0530A3Q84	Automatic Data Processing, Inc.	4.592	100.0000	03/08/2023	0.00	0.00	0.00	0.00	0.00	0.00
0530A3Q84	Automatic Data Processing, Inc.	4.592	100.0000	03/08/2023	0.00	0.00	0.00	0.00	0.00	0.00
0378SEGT4	Apple Inc.	4.605	100.0000	03/27/2023	0.00	0.00	0.00	0.00	0.00	0.00
63763QU4	National Securities Clearing Corporation	4.759	100.0000	03/28/2023	0.00	0.00	0.00	0.00	0.00	0.00
63763QQ17	National Securities Clearing Corporation	4.749	100.0000	03/27/2023	0.00	0.00	0.00	0.00	0.00	0.00
0530A3QM3	Automatic Data Processing, Inc.	4.654	100.0000	03/21/2023	0.00	0.00	0.00	0.00	0.00	0.00
7426M3VF3	Private Export Funding Corporation	4.850	98.2131	08/15/2023	4,000,000.00	3,928,524.44	3,896,465.56	3,928,524.44		(0.00)
74271UWJ5	The Procter & Gamble Company	5.075	97.6625	09/18/2023	10,000,000.00	9,766,250.00	9,755,250.00	9,766,250.00		0.00
23102VS43	Cummins Inc.	4.975	99.5508	05/04/2023	10,000,000.00	9,955,083.33	9,944,194.44	9,955,083.33		0.00
6698MSR35	Novartis Finance Corporation	4.740	99.9740	04/03/2023	11,000,000.00	10,997,140.00	10,975,690.00	10,997,140.00		0.00
2442ZMS44	John Deere Capital Corporation	4.872	99.5600	05/04/2023	16,500,000.00	16,427,400.00	16,409,800.00	16,427,400.00		0.00
23102VS27	Cummins Inc.	4.971	99.5781	03/01/2023	18,750,000.00	18,670,885.42	18,650,468.75	18,670,885.42		0.00
2442ZMS55	John Deere Capital Corporation	4.924	99.5015	05/08/2023	19,500,000.00	19,402,797.92	19,381,781.25	19,402,797.92		0.00
63763QUC9	National Securities Clearing Corporation	5.001	98.6117	07/12/2023	20,000,000.00	19,722,333.34	19,678,777.78	19,722,333.34		0.00
63763QTT4	National Securities Clearing Corporation	5.096	98.7917	06/27/2023	20,000,000.00	19,758,333.33	19,747,222.22	19,758,333.33		0.00
7426M3VF3	Private Export Funding Corporation	4.850	98.2131	08/15/2023	21,000,000.00	20,624,753.34	20,456,444.17	20,624,753.34		0.00
23102VRR3	Cummins Inc.	5.232	99.6567	04/25/2023	21,250,000.00	21,177,041.67	21,128,402.78	21,177,041.67		0.00
23102VR51	Cummins Inc.	4.864	99.9467	04/05/2023	21,250,000.00	21,238,666.67	21,196,166.67	21,238,666.67		0.00
02314QYA1	Amazon.com, Inc.	5.033	96.9771	11/10/2023	25,000,000.00	24,244,277.78	24,244,277.78	24,244,277.78		0.00
02314QXP9	Amazon.com, Inc.	4.995	97.2382	10/23/2023	25,000,000.00	24,309,548.61	24,157,986.11	24,309,548.61		0.00
7426MXV14	Private Export Funding Corporation	4.956	98.3564	08/01/2023	25,000,000.00	24,589,097.22	24,535,208.33	24,589,097.22		0.00
63763QJ55	National Securities Clearing Corporation	4.939	98.6947	07/14/2023	25,000,000.00	24,651,166.67	24,502,229.17	24,651,166.67		0.00
63763QJ62	National Securities Clearing Corporation	4.846	98.7360	07/06/2023	25,000,000.00	24,684,000.00	24,496,375.00	24,684,000.00		0.00
47816GTS8	Johnson & Johnson	4.875	99.1406	06/05/2023	25,000,000.00	24,785,138.89	24,411,611.11	24,785,138.89		0.00
63763QT56	National Securities Clearing Corporation	4.815	99.1478	06/05/2023	25,000,000.00	24,786,944.44	24,600,111.11	24,786,944.44		0.00
7426MSSX3	Private Export Funding Corporation	4.853	99.2550	05/31/2023	25,000,000.00	24,813,750.00	24,326,395.83	24,813,750.00		0.00
7426MSSK6	Private Export Funding Corporation	4.424	99.4240	05/19/2023	25,000,000.00	24,856,000.00	24,361,000.00	24,856,000.00		0.00
47816GSF7	Johnson & Johnson	4.764	99.4304	05/15/2023	25,000,000.00	24,857,611.11	24,491,930.56	24,857,611.11		0.00
47816GS91	Johnson & Johnson	4.654	99.5197	05/09/2023	25,000,000.00	24,879,930.56	24,453,368.06	24,879,930.56		0.00
7426MSS39	Private Export Funding Corporation	4.420	99.6160	05/03/2023	25,000,000.00	24,904,000.00	24,904,000.00	24,904,000.00		0.00
7426MSS13	Private Export Funding Corporation	4.620	99.6233	05/01/2023	25,000,000.00	24,905,833.33	24,478,944.44	24,905,833.33		0.00
2442ZMS11	John Deere Capital Corporation	4.959	99.3629	05/18/2023	26,250,000.00	26,082,758.34	26,054,291.67	26,082,758.34		0.00
71344USW0	PepsCo, Inc.	4.955	99.2019	05/30/2023	30,000,000.00	29,699,683.33	29,699,683.33	29,699,683.33		0.00
21687BUE9	Rabobank Nederland - New York Branch	4.991	98.5931	07/14/2023	39,202,000.00	38,650,471.42	38,258,037.62	38,650,471.42		0.00
47816GVX4	Johnson & Johnson	5.182	97.8678	08/31/2023	50,000,000.00	48,933,888.89	48,716,458.33	48,933,888.89		0.00
47816GUQ0	Johnson & Johnson	5.086	98.4262	07/24/2023	50,000,000.00	49,213,083.33	48,964,583.33	49,213,083.33		0.00
47816GUH0	Johnson & Johnson	5.013	98.5406	07/17/2023	50,000,000.00	49,270,319.45	49,168,027.78	49,270,319.45		0.00
63763QU39	National Securities Clearing Corporation	4.804	98.7858	07/03/2023	50,000,000.00	49,392,916.67	49,001,250.00	49,392,916.67		0.00
89233HTC8	Toyota Motor Credit Corporation	5.095	99.0000	06/12/2023	50,000,000.00	49,500,000.00	49,381,944.44	49,500,000.00		0.00
63763QT64	National Securities Clearing Corporation	4.921	99.1145	06/06/2023	50,000,000.00	49,557,250.00	49,356,000.00	49,557,250.00		0.00
71344UT58	PepsCo, Inc.	4.978	99.1171	06/05/2023	50,000,000.00	49,558,541.67	49,456,666.67	49,558,541.67		0.00
02314QSW0	Amazon.com, Inc.	4.823	99.2297	05/30/2023	50,000,000.00	49,614,861.11	49,629,166.67	49,614,861.11		0.00
63763QSP3	National Securities Clearing Corporation	4.859	99.3110	05/23/						

09248U700	BLKRRK LQ-FEDFUND INSTL	4.720	1.0000	03/31/2023	1,000,000.00	1,000,000.00	1,000,000.00	1,000,000.00	0.00
949901126	ALLSPRING-GOVT MM SEL	4.720	1.0000	03/31/2023	1,000,000.00	1,000,000.00	1,000,000.00	1,000,000.00	0.00
608919718	FEDERATED HRMS GV O PRMR	4.710	1.0000	03/31/2023	1,000,000.00	1,000,000.00	1,000,000.00	1,000,000.00	0.00
4812AC538	JPMORGANUS GVT MM EMPWR	4.640	1.0000	03/31/2023	1,000,000.00	1,000,000.00	1,000,000.00	1,000,000.00	0.00
83749T517	SS INST INVLS GV MM OPP	4.680	1.0000	03/31/2023	1,000,000.00	1,000,000.00	1,000,000.00	1,000,000.00	0.00
38141W273	GOLDMAN-FS GOVT INST	4.730	1.0000	03/31/2023	2,000,000.00	2,000,000.00	2,000,000.00	2,000,000.00	0.00
31607A703	FIDELITY IMM-GOVT INSTL	4.770	1.0000	03/31/2023	16,000,000.00	16,000,000.00	16,000,000.00	16,000,000.00	0.00
38141W273	GOLDMAN-FS GOVT INST	4.730	1.0000	03/31/2023	59,000,000.00	59,000,000.00	59,000,000.00	59,000,000.00	0.00
31607A703	FIDELITY IMM-GOVT INSTL	4.770	1.0000	03/31/2023	116,000,000.00	116,000,000.00	116,000,000.00	116,000,000.00	0.00
31607A703	FIDELITY IMM-GOVT INSTL	4.770	1.0000	03/31/2023	170,000,000.00	170,000,000.00	170,000,000.00	170,000,000.00	0.00
---	---	<b>4.762</b>	<b>1.0000</b>	<b>03/31/2023</b>	<b>368,000,000.00</b>	<b>368,000,000.00</b>	<b>368,000,000.00</b>	<b>368,000,000.00</b>	<b>0.00</b>

Muni										
MUNI										
Cusip	Description	Yield	Market Price	Final Maturity	Par Value	Market Value	Principal	Book Value	Net Unrealized Gain/Loss	
13068CGU3	CALIFORNIA ST TAXABLE IAM COML NTS 3/A2 SER B-2	3.842	100.0000	11/30/2022	0.00	0.00	0.00	0.00	0.00	0.00
757710UR7	REDONDO BEACH CALIF UNI SCH DIST	1.222	98.6640	08/01/2023	260,000.00	256,526.40	260,000.00	260,000.00	(3,473.60)	
826239FX8	SIERRA CALIF JT CMNTY COLLEGE DIST	0.229	98.3860	08/01/2023	260,000.00	255,803.60	260,000.00	260,000.00	(4,196.40)	
074437HA5	BEAUMONT CALIF UNI SCH DIST	0.690	94.0800	08/01/2024	275,000.00	258,720.00	275,000.00	275,000.00	(16,280.00)	
797508JT6	SAN DIEGUITO CALIF UN HIGH SCH DIST	0.275	98.4500	08/01/2023	425,000.00	418,412.50	425,000.00	425,000.00	(6,587.50)	
799017XT0	SAN MATEO CALIF UN HIGH SCH DIST	0.256	97.9650	09/01/2023	500,000.00	489,825.00	500,000.00	500,000.00	(10,175.00)	
074437HB3	BEAUMONT CALIF UNI SCH DIST	1.109	91.8450	08/01/2025	500,000.00	459,225.00	500,000.00	500,000.00	(40,775.00)	
757710US5	REDONDO BEACH CALIF UNI SCH DIST	1.571	95.8600	08/01/2024	500,000.00	477,930.00	500,000.00	500,000.00	(22,070.00)	
826239FY6	SIERRA CALIF JT CMNTY COLLEGE DIST	0.344	94.1640	08/01/2024	470,820.00	470,820.00	500,000.00	500,000.00	(29,180.00)	
987388GU3	YOSEMITE CALIF CMNTY COLLEGE DIST	1.440	95.6840	08/01/2024	700,000.00	669,788.00	700,000.00	700,000.00	(30,212.00)	
826239GH2	SIERRA CALIF JT CMNTY COLLEGE DIST	0.354	94.3780	08/01/2024	720,000.00	679,521.60	720,000.00	720,000.00	(40,478.40)	
987388GT6	YOSEMITE CALIF CMNTY COLLEGE DIST	1.140	98.6830	08/01/2023	750,000.00	740,122.50	750,000.00	750,000.00	(9,877.50)	
802498Y55	SANTA MONICA-MALIBU UNI SCH DIST CALIF	0.396	94.6520	08/01/2024	1,000,000.00	946,520.00	1,000,000.00	1,000,000.00	(53,480.00)	
802498Y22	SANTA MONICA-MALIBU UNI SCH DIST CALIF	0.669	91.7890	08/01/2025	1,000,000.00	917,890.00	1,000,000.00	1,000,000.00	(82,110.00)	
797508HV3	SAN DIEGUITO CALIF UN HIGH SCH DIST	0.275	98.4500	08/01/2023	1,000,000.00	984,500.00	1,000,000.00	1,000,000.00	(15,500.00)	
56781RKT3	MARIN CALIF CMNTY COLLEGE DIST	0.763	92.2830	08/01/2025	1,065,000.00	982,813.95	1,065,000.00	1,065,000.00	(82,186.05)	
419792D37	HAWAII ST	0.713	94.4670	10/01/2024	2,500,000.00	2,361,675.00	2,500,000.00	2,500,000.00	(138,325.00)	
801495D96	SANTA CLARA CALIF UNI SCH DIST	0.210	98.8780	07/01/2023	2,870,000.00	2,837,798.60	2,870,000.00	2,870,000.00	(32,201.40)	
419792D29	HAWAII ST	0.422	97.8050	10/01/2023	3,260,000.00	3,188,443.00	3,260,000.00	3,260,000.00	(71,557.00)	
419792D45	HAWAII ST	1.033	92.3090	10/01/2025	3,660,000.00	3,378,509.40	3,660,000.00	3,660,000.00	(281,490.60)	
799408E8	SAN RAMON VALLEY CALIF UNI SCH DIST	0.967	92.2980	08/01/2025	4,505,000.00	4,158,024.90	4,505,000.00	4,505,000.00	(346,975.10)	
882724XJ1	TEXAS ST	0.508	97.8820	10/01/2023	4,745,000.00	4,644,500.90	4,745,000.00	4,745,000.00	(100,499.10)	
882724XK8	TEXAS ST	0.794	94.3280	10/01/2024	5,810,000.00	5,480,456.80	5,810,000.00	5,810,000.00	(329,543.20)	
419792F92	HAWAII ST	1.033	92.7220	08/01/2025	6,250,000.00	5,795,125.00	6,250,000.00	6,250,000.00	(454,875.00)	
419792F84	HAWAII ST	0.713	94.9780	08/01/2024	9,000,000.00	8,548,020.00	9,000,000.00	9,000,000.00	(451,980.00)	
13063D3N6	CALIFORNIA ST	4.847	102.6760	03/01/2027	9,300,000.00	9,548,868.00	9,300,000.00	9,300,000.00	248,868.00	
419792A71	HAWAII ST	0.713	94.4670	10/01/2024	10,000,000.00	9,446,700.00	10,000,000.00	10,000,000.00	(553,300.00)	
419792A63	HAWAII ST	0.422	97.9820	10/01/2023	10,000,000.00	9,798,200.00	10,000,000.00	10,000,000.00	(201,800.00)	
93974EYB6	WASHINGTON ST	3.350	98.1430	08/01/2025	10,065,000.00	9,878,092.95	10,065,000.00	10,065,000.00	(186,907.05)	
419792A89	HAWAII ST	1.033	96.3240	10/01/2025	12,775,000.00	12,305,391.00	13,628,815.00	13,311,306.83	(1,005,918.83)	
93974EYA8	WASHINGTON ST	3.350	98.4540	08/01/2024	13,475,000.00	13,266,676.50	13,475,000.00	13,475,000.00	(208,323.50)	
93974EYF3	WASHINGTON ST	0.470	94.6010	08/01/2024	14,995,000.00	14,185,419.95	14,995,000.00	14,995,000.00	(809,580.05)	
419792F76	HAWAII ST	0.422	98.5300	08/01/2023	15,000,000.00	14,779,500.00	15,000,000.00	15,000,000.00	(220,500.00)	
93974EXZ4	WASHINGTON ST	3.250	99.4910	08/01/2023	18,840,000.00	18,744,104.40	18,840,000.00	18,840,000.00	(95,895.60)	
93974EYC4	WASHINGTON ST	3.370	97.7760	08/01/2026	20,825,000.00	20,361,852.00	20,825,000.00	20,825,000.00	(463,148.00)	
---	---	<b>1.770</b>	<b>97.0030</b>	<b>11/18/2024</b>	<b>187,330,000.00</b>	<b>181,715,776.95</b>	<b>188,180,815.00</b>	<b>187,866,306.83</b>	<b>(6,150,529.88)</b>	

Mutual Fund										
Open-End Fund										
Cusip	Description	Yield	Market Price	Final Maturity	Par Value	Market Value	Principal	Book Value	Net Unrealized Gain/Loss	
CLTRSF	CALTRUST	3.560	1.0086	---	93,213,169.12	94,017,200.84	94,017,200.84	94,017,200.84	94,017,200.84	(0.00)
CLTRSF	CALTRUST	<b>3.560</b>	<b>1.0086</b>	---	<b>93,213,169.12</b>	<b>94,017,200.84</b>	<b>94,017,200.84</b>	<b>94,017,200.84</b>	<b>94,017,200.84</b>	<b>(0.00)</b>

Non-US Gov										
SOVEREIGN GOV										
Cusip	Description	Yield	Market Price	Final Maturity	Par Value	Market Value	Principal	Book Value	Net Unrealized Gain/Loss	
3130AUPW8	FEDERAL HOME LOAN BANKS	4.870	99.9800	01/26/2024	25,000,000.00	24,995,000.00	24,971,000.00	24,976,164.38	18,835.62	
3130AUPW8	FEDERAL HOME LOAN BANKS	4.850	99.9800	01/26/2024	35,000,000.00	34,993,000.00	34,966,225.00	34,972,239.73	20,760.27	
3130AUPW8	FEDERAL HOME LOAN BANKS	<b>4.858</b>	<b>99.9800</b>	<b>01/26/2024</b>	<b>60,000,000.00</b>	<b>59,988,000.00</b>	<b>59,937,225.00</b>	<b>59,948,404.11</b>	<b>39,595.89</b>	

Non-US Gov										
SUPRANATIONAL										
Cusip	Description	Yield	Market Price	Final Maturity	Par Value	Market Value	Principal	Book Value	Net Unrealized Gain/Loss	
459053D92	INTERNATIONAL BANK FOR RECONSTRUCTION AND DEVELOPM	0.160	99.9930	08/31/2022	0.00	0.00	0.00	0.00	0.00	0.00
45906M3C3	INTERNATIONAL BANK FOR RECONSTRUCTION AND DEVELOPM	2.540	97.7095	03/28/2024	3,895,000.00	3,805,785.03	3,873,763.14	3,884,126.25	(78,341.22)	
45905VRX6	INTERNATIONAL FINANCE CORPORATION IFC LTD	4.077	100.6460	02/01/2027	25,000,000.00	25,161,500.00	24,930,500.00	24,932,661.37	228,838.63	
45905VRA6	INTERNATIONAL FINANCE CORP	1.099	92.5140	01/21/2025	25,000,000.00	23,128,500.00	24,956,750.00	24,973,915.83	(1,845,415.83)	
45905VQG4	INTERNATIONAL FINANCE CORP	0.484	94.0059	09/23/2024	25,000,000.00	23,501,475.00	24,967,250.00	24,983,834.17	(1,482,359.17)	
45905VQL3	INTERNATIONAL FINANCE CORPORATION	0.719	94.0980	10/29/2024	25,000,000.00	23,524,500.00	24,971,175.00	24,984,824.79	(1,450,324.79)	
45905VQP3	INTERNATIONAL FINANCE CORP	0.273	94.1670	08/22/2024	25,000,000.00	23,541,750.00	24,980,250.00	24,992,120.98	(1,450,370.98)	
45905VQ22	INTERNATIONAL FINANCE CORP	0.829	96.9680	01/19/2024	25,000,000.00	24,242,000.00	24,980,825.00	24,992,303.73	(750,303.73)	
45905ZGC5	INTERNATIONAL BANK FOR RECONSTRUCTION AND DEVELOPM	4.705	99.2278	05/31/2023	50,000,000.00	49,613,900.00	48,888,333.33	49,616,666.67	(2,766.67)	
459052FQ4	INTERNATIONAL BANK FOR RECONSTRUCTION AND DEVELOPM	4.640	99.4396	05/15/2023	55,000,000.00	54,691,780.00	53,929,486.11	54,694,138.89	(2,358.89)	
---	---	<b>2.655</b>	<b>97.0321</b>	<b>05/16/2024</b>	<b>258,895,000.00</b>	<b>251,211,190.03</b>	<b>256,478,332.58</b>	<b>258,054,592.67</b>	<b>(6,843,402.65)</b>	

Repo										
REPO										
Cusip	Description	Yield	Market Price	Final Maturity	Par Value	Market Value	Principal	Book Value	Net Unrealized Gain/Loss	
RP04032023482	JEF115	4.820	100.0000	04/03/2023	350,000,000.00	350,000,000.00	350,000,000.00	350,000,000.00	0.00	
RP04032023482	JEF115	<b>4.820</b>	<b>100.0000</b>	<b>04/03/2023</b>	<b>350,000,000.00</b>	<b>350,000,000.00</b>	<b>350,000,000.00</b>	<b>350,000,000.00</b>	<b>0.00</b>	

US Gov										
T-BILL										
Cusip	Description	Yield	Market Price	Final Maturity	Par Value	Market Value	Principal	Book Value	Net Unrealized Gain/Loss	
912796M89	UNITED STATES TREASURY	0.119	99.9921	10/06/2022	0.00	0.00	0.00	0.00	0.00	0.00
912796M89	UNITED STATES TREASURY	0.118	99.9921	10/06/2022	0.00	0.00	0.00	0.00	0.00	0.00
912796P94	UNITED STATES TREASURY	0.244	99.9903	12/01/2022	0.00	0.00	0.00	0.00	0.00	0.00
912796N96	UNITED STATES TREASURY	0.203	99.9923	11/03/2022	0.00	0.00	0.00	0.00	0.00	0.00
912796M89	UNITED STATES TREASURY	0.203	99.9921	10/06/2022	0.00	0.00	0.00	0.00	0.00	0.00
912796R27	UNITED STATES TREASURY	0.381	99.9905	12/29/2022	0.00	0.00	0.00	0.00	0.00	0.00
912796M71	UNITED STATES TREASURY	0.269	99.9944	09/08/2022	0.00	0.00	0.00	0.00	0.00	0.00
912796M89	UNITED STATES TREASURY	0.301	99.9921	10/06/2022	0.00	0.00	0.00	0.00	0.00	0.00
912796S42	UNITED STATES TREASURY	0.358	99.9966	07/21/2022	0.00	0.00	0.00	0.00	0.00	0.00
912796M89	UNITED STATES TREASURY	0.435	99.9921	10/06/2022	0.00	0.00	0.00	0.00	0.00	0.00
912796T58	UNITED STATES TREASURY	0.743	99.9943	08/25/2022	0.00	0.00				

912796U31	UNITED STATES TREASURY	1.723	99.9912	03/23/2023	0.00	0.00	0.00	0.00	0.00
912796W70	UNITED STATES TREASURY	1.532	99.9900	11/25/2022	0.00	0.00	0.00	0.00	0.00
912796X53	UNITED STATES TREASURY	2.850	99.0033	06/15/2023	0.00	0.00	0.00	0.00	0.00
912796Y29	UNITED STATES TREASURY	2.188	99.9925	12/15/2022	0.00	0.00	0.00	0.00	0.00
912796Y95	UNITED STATES TREASURY	2.660	99.9499	01/05/2023	0.00	0.00	0.00	0.00	0.00
912796Y95	UNITED STATES TREASURY	2.637	99.9499	01/05/2023	0.00	0.00	0.00	0.00	0.00
912796YA1	UNITED STATES TREASURY	3.099	99.9879	02/16/2023	0.00	0.00	0.00	0.00	0.00
912796YA1	UNITED STATES TREASURY	3.099	99.9879	02/16/2023	0.00	0.00	0.00	0.00	0.00
912796YR4	UNITED STATES TREASURY	2.736	99.9898	11/22/2022	0.00	0.00	0.00	0.00	0.00
912796YV5	UNITED STATES TREASURY	4.433	99.6151	04/27/2023	0.00	0.00	0.00	0.00	0.00
912796ZA0	UNITED STATES TREASURY	4.033	99.8053	12/27/2022	0.00	0.00	0.00	0.00	0.00
912796X53	UNITED STATES TREASURY	4.771	99.0033	06/15/2023	0.00	0.00	0.00	0.00	0.00
912796Z36	UNITED STATES TREASURY	5.009	98.1670	08/17/2023	0.00	0.00	0.00	0.00	0.00
912797FY8	UNITED STATES TREASURY	4.854	98.5467	07/18/2023	0.00	0.00	0.00	0.00	0.00

---	UNITED STATES TREASURY	1.663	99.8405	12/19/2022	0.00	0.00	0.00	0.00	0.00
-----	------------------------	-------	---------	------------	------	------	------	------	------

US Gov  
US GOV

Cusip	Description	Yield	Market Price	Final Maturity	Par Value	Market Value	Principal	Book Value	Net Unrealized Gain/Loss
912828A45	UNITED STATES TREASURY	0.254	100.0000	02/28/2023	0.00	0.00	0.00	0.00	0.00
912828BU4	UNITED STATES TREASURY	0.288	100.0000	03/31/2023	0.00	0.00	0.00	0.00	0.00
912828BG5	UNITED STATES TREASURY	0.259	100.0000	01/31/2023	0.00	0.00	0.00	0.00	0.00
912828BM0	UNITED STATES TREASURY	0.301	100.0000	02/28/2023	0.00	0.00	0.00	0.00	0.00
912828AX9	UNITED STATES TREASURY	0.318	100.0000	11/30/2022	0.00	0.00	0.00	0.00	0.00
912828BD2	UNITED STATES TREASURY	0.415	100.0000	12/31/2022	0.00	0.00	0.00	0.00	0.00
912828BD2	UNITED STATES TREASURY	0.448	100.0000	12/31/2022	0.00	0.00	0.00	0.00	0.00
912828BG5	UNITED STATES TREASURY	0.475	100.0000	01/31/2023	0.00	0.00	0.00	0.00	0.00
912828BG5	UNITED STATES TREASURY	0.506	100.0000	01/31/2023	0.00	0.00	0.00	0.00	0.00
912828Z29	UNITED STATES TREASURY	0.581	100.0000	01/15/2023	0.00	0.00	0.00	0.00	0.00
912828AG6	UNITED STATES TREASURY	0.739	100.0000	08/31/2022	0.00	0.00	0.00	0.00	0.00
912828AG6	UNITED STATES TREASURY	0.712	100.0000	08/31/2022	0.00	0.00	0.00	0.00	0.00
912828BG5	UNITED STATES TREASURY	1.088	100.0000	01/31/2023	0.00	0.00	0.00	0.00	0.00
912828BU4	UNITED STATES TREASURY	0.147	100.0000	03/31/2023	0.00	0.00	0.00	0.00	0.00
912828BU4	UNITED STATES TREASURY	0.159	100.0000	03/31/2023	0.00	0.00	0.00	0.00	0.00
912828TY6	UNITED STATES TREASURY	1.482	100.0000	11/15/2022	0.00	0.00	0.00	0.00	0.00
912828AR2	UNITED STATES TREASURY	2.413	100.0000	10/31/2022	0.00	0.00	0.00	0.00	0.00
912828FM8	UNITED STATES TREASURY	4.302	102.0313	09/30/2027	0.00	0.00	0.00	0.00	0.00
912828FM8	UNITED STATES TREASURY	4.313	102.0313	09/30/2027	0.00	0.00	0.00	0.00	0.00
912828FM8	UNITED STATES TREASURY	4.387	102.0313	09/30/2027	0.00	0.00	0.00	0.00	0.00
912828CFH9	UNITED STATES TREASURY	3.269	97.8125	08/31/2027	5,000,000.00	4,890,625.00	4,966,992.19	4,970,842.50	(80,217.50)
912828R69	UNITED STATES TREASURY	2.304	99.5000	05/31/2023	5,000,000.00	4,975,000.00	4,964,257.81	4,994,515.27	(19,515.27)
912828DG3	UNITED STATES TREASURY	2.884	91.2188	01/31/2026	10,000,000.00	9,121,875.00	9,121,875.00	9,413,285.74	(291,410.74)
912828XN3	UNITED STATES TREASURY	3.217	97.0000	06/30/2024	10,000,000.00	9,700,000.00	9,760,937.50	9,854,066.27	(154,066.27)
912828AP6	UNITED STATES TREASURY	2.274	97.5625	10/15/2026	10,000,000.00	9,756,250.00	9,687,109.38	9,886,692.18	(130,412.18)
912828XT2	UNITED STATES TREASURY	2.567	97.1563	05/31/2024	10,000,000.00	9,715,625.00	9,883,984.38	9,935,981.02	(220,356.02)
912828BH3	UNITED STATES TREASURY	0.593	90.7813	01/31/2026	10,000,000.00	9,078,125.00	9,894,140.63	9,939,137.09	(861,012.09)
912828BH3	UNITED STATES TREASURY	0.586	90.7813	01/31/2026	10,000,000.00	9,078,125.00	9,897,265.63	9,941,097.13	(862,972.13)
912828T91	UNITED STATES TREASURY	2.617	98.2188	10/31/2023	10,000,000.00	9,821,875.00	9,856,250.00	9,943,715.53	(121,840.53)
912828EG2	UNITED STATES TREASURY	2.558	97.6563	03/31/2024	10,000,000.00	9,765,625.00	9,979,021.95	9,989,525.32	(223,900.32)
912828R69	UNITED STATES TREASURY	2.082	99.5000	05/31/2023	10,000,000.00	9,950,000.00	9,970,781.25	9,992,598.68	(42,598.68)
912828CEH0	UNITED STATES TREASURY	2.647	97.1563	04/15/2025	10,000,000.00	9,715,625.00	9,993,750.00	9,995,739.94	(280,114.94)
912828H1U	UNITED STATES TREASURY	2.336	99.5000	06/30/2023	10,000,000.00	9,950,000.00	10,030,078.13	10,006,976.89	(56,976.89)
912828SK2	UNITED STATES TREASURY	2.300	98.9531	10/31/2023	10,000,000.00	9,895,312.50	10,085,937.50	10,032,686.94	(137,374.44)
912828ZC7	UNITED STATES TREASURY	0.540	94.5313	02/28/2025	10,000,000.00	9,453,125.00	10,231,250.00	10,110,797.71	(657,672.71)
912828P46	UNITED STATES TREASURY	0.799	94.0313	02/15/2026	10,000,000.00	9,403,125.00	10,401,560.00	10,232,666.35	(829,541.35)
912828P46	UNITED STATES TREASURY	0.670	94.0313	02/15/2026	10,000,000.00	9,403,125.00	10,466,015.63	10,270,012.35	(866,887.35)
912828BH3	UNITED STATES TREASURY	2.447	90.7813	01/31/2026	15,000,000.00	13,617,187.50	14,163,932.85	14,163,932.85	(546,745.35)
912828CC2	UNITED STATES TREASURY	2.540	90.5625	09/30/2026	15,000,000.00	13,584,375.00	13,943,554.69	14,179,247.96	(594,872.96)
912828DM0	UNITED STATES TREASURY	2.495	97.2344	11/30/2023	15,000,000.00	14,585,156.25	14,530,664.06	14,866,039.74	(220,883.49)
912828ZL7	UNITED STATES TREASURY	0.445	92.7500	04/30/2025	15,000,000.00	13,912,500.00	14,956,640.63	14,978,390.11	(1,065,890.11)
912828456	UNITED STATES TREASURY	2.070	99.6563	05/31/2023	15,000,000.00	14,948,437.50	15,109,370.31	15,016,476.74	(68,039.24)
912828CEW7	UNITED STATES TREASURY	3.213	98.2813	06/30/2027	15,000,000.00	14,742,187.50	15,024,609.38	15,021,564.49	(279,376.99)
912828Z99	UNITED STATES TREASURY	3.840	101.0313	11/30/2027	15,000,000.00	15,154,687.50	15,022,851.56	15,021,596.82	(133,090.68)
912828488	UNITED STATES TREASURY	2.799	97.5938	05/31/2025	15,000,000.00	14,639,062.50	15,033,398.44	15,023,420.36	(384,357.86)
912828CEW7	UNITED STATES TREASURY	3.109	98.2813	06/30/2027	15,000,000.00	14,742,187.50	15,094,335.94	15,082,523.99	(340,336.49)
912810FB9	UNITED STATES TREASURY	4.003	110.3438	11/15/2027	15,000,000.00	16,551,562.50	16,425,000.00	16,322,431.32	(229,131.18)
912810FA1	UNITED STATES TREASURY	3.483	110.4531	08/15/2027	15,000,000.00	16,567,968.75	16,957,031.25	16,728,638.78	(160,670.03)
912810FA1	UNITED STATES TREASURY	3.247	110.4531	08/15/2027	15,000,000.00	16,567,968.75	17,133,984.38	16,880,779.83	(312,811.08)
912810EZ7	UNITED STATES TREASURY	3.048	109.8125	02/15/2027	15,000,000.00	16,471,875.00	17,248,828.13	16,927,566.97	(455,691.97)
912828ZS2	UNITED STATES TREASURY	2.845	87.7344	05/31/2027	20,000,000.00	17,546,875.00	17,828,906.25	18,191,547.87	(644,672.87)
912828CC2	UNITED STATES TREASURY	0.982	90.5625	09/30/2026	20,000,000.00	18,112,500.00	19,895,833.60	19,927,094.93	(1,814,594.93)
912828BQ3	UNITED STATES TREASURY	0.591	90.8750	02/28/2026	20,000,000.00	18,175,000.00	19,910,508.60	19,947,794.63	(1,772,794.63)
912828ER8	UNITED STATES TREASURY	2.563	97.7188	05/31/2024	20,000,000.00	19,543,750.00	19,975,742.19	19,985,866.87	(442,116.87)
912828CJ8	UNITED STATES TREASURY	0.882	91.1875	06/30/2026	20,000,000.00	18,237,500.00	19,993,166.80	19,995,559.35	(1,758,059.35)
912828ER8	UNITED STATES TREASURY	2.502	97.7188	05/31/2024	20,000,000.00	19,543,750.00	19,999,218.75	19,999,544.72	(455,794.72)
912828T91	UNITED STATES TREASURY	0.319	98.2188	10/31/2023	20,000,000.00	19,643,750.00	20,536,718.05	20,151,820.84	(508,070.84)
912828DK4	UNITED STATES TREASURY	4.099	91.4688	11/30/2026	25,000,000.00	22,867,187.50	22,867,789.06	22,615,312.15	(251,875.35)
912828Z59	UNITED STATES TREASURY	5.025	98.1563	01/31/2024	25,000,000.00	24,539,062.50	24,416,015.63	24,491,099.33	(47,963.17)
912828AM3	UNITED STATES TREASURY	0.950	91.5156	09/30/2025	25,000,000.00	22,878,906.25	24,323,242.19	24,571,511.87	(1,692,605.62)
912828AM3	UNITED STATES TREASURY	0.815	91.5156	09/30/2025	25,000,000.00	22,878,906.25	24,445,312.50	24,653,367.77	(1,774,461.52)
912828CAB7	UNITED STATES TREASURY	0.675	91.8125	07/31/2023	25,000,000.00	22,953,125.00	24,537,109.38	24,755,787.44	(1,802,662.44)
912828DA6	UNITED STATES TREASURY	2.185	97.8438	09/30/2023	25,000,000.00	24,460,937.50	24,290,039.06	24,764,210.05	(303,272.55)
912828CB4	UNITED STATES TREASURY	0.700	91.2500	12/31/2025	25,000,000.00	22,781,250.00	24,652,343.75	24,780,116.72	(1,998,866.72)
912828XN3	UNITED STATES TREASURY	2.558	97.0000	06/30/2024	25,000,000.00	24,250,000.00	24,718,750.00	24,831,250.00	(581,250.00)
912828CW9	UNITED STATES TREASURY	0.902	90.3750	08/31/2026	25,000,000.00	22,593,750.00	24,817,382.81	24,873,525.94	(2,279,775.94)
912828YV6	UNITED STATES TREASURY	1.747	95.6406	11/30/2024	25,000,000.00	23,910,156.25	24,705,078.13	24,900,304.24	(990,147.99)
912828ZF0	UNITED STATES TREASURY	0.647	93.2500	03/31/2025	25,000,000.00	23,312,500.00	24,855,468.75	24,927,731.05	(1,615,231.05)
912828CW9	UNITED STATES TREASURY	0.832	90.3750	08/31/2026	25,000,000.00	22,593,750.00	24,900,416.25	24,931,938.38	(2,338,188.38)
912828ZF0	UNITED STATES TREASURY	0.619	93.2500	03/31/2025	25,000,000.00	23,312,500.00	24,882,812.50	24,941,121.45	(1,628,621.45)
912828DB4	UNITED STATES TREASURY	0.754	94.5625	10/15/2024	25,000,000.00	23,640,625.00	24,905,273.44	24,951,072.43	(1,310,447.43)
912828CX7	UNITED STATES TREASURY	0.439	94.4688	09/15/2024	25,000,000.00	23,617,187.50	24,952,148.44	24,976,729.12	(1,359,541.62)
912828CX7	UNITED STATES TREASURY	0.438	94.4688	09/15/2024	25,000,000.00	23,617,187.50	24,953,125.00	24,977,183.22	(1,359,995.72)
912828CN9	UNITED STATES TREASURY	0.384	98.4844	07/31/2023	25,000,000.00	24,621,093.75</			





COUNTY OF RIVERSIDE  
TREASURER-TAX COLLECTOR  
CAPITAL MARKETS

COUNTY ADMINISTRATIVE CENTER  
4080 LEMON STREET,  
4TH FLOOR,  
RIVERSIDE, CA 92502-2205



COUNTY OF RIVERSIDE  
TREASURER-TAX COLLECTOR  
CAPITAL MARKETS

COUNTY ADMINISTRATIVE CENTER  
4080 LEMON STREET,  
4TH FLOOR,  
RIVERSIDE, CA 92502-2205

April 20, 2023

Mr. Don Kent  
Director of Finance  
County of Riverside  
4080 Lemon Street, 4<sup>th</sup> Floor  
Riverside, CA 92501

Dear Mr. Kent:

Enclosed is the Investment Holdings Report for the Asset Leasing Corporation for the County of Riverside for the period ending March 31, 2023 (the "Report Date"). This report contains various summaries and underlying details of the issues and accounts, as well as a detailed listing of investment holdings for each individual series of bonds outstanding as of the Report Date.

Please let me know if you have any questions and thank you for the opportunity serve the County.

Sincerely,



Jeff White  
Managing Member



# COUNTY OF RIVERSIDE CALIFORNIA

March 31, 2023  
Quarterly Investment Report  
County of Riverside, California  
Asset Leasing Corporation



**COLUMBIA CAPITAL**  
MUNICIPAL ADVISORS

### Asset Leasing Corporation Summary by Asset:

Security	Quantity	Total Cost	Market Value	Percentage of Portfolio
FIRST AMERICAN TREASURY Total	25,571,182.27	\$25,571,182.27	\$25,571,182.27	90%
GOLDMAN SACHS GOV INST FUND Total	2,855,552.89	2,855,552.89	2,855,552.89	10%
ALLSPRING Govt Money Market #743	801.04	801.04	801.04	0%
<b>Grand Total</b>	<b>28,427,536.20</b>	<b>\$28,427,536.20</b>	<b>\$28,427,536.20</b>	<b>100%</b>

### Asset Leasing Corporation Summary by Series:

Issue	Market Value
1993 A&B Hospital Project Total	\$25,564,166.64
1997 Series A Hospital Bonds Total	7,015.63
2009 Public Safety Communication and Woodcrest Library Projects Total	2,855,552.89
2019 A Lease Revenue Refunding Bonds - Tech Refunding Project	801.04
<b>Grand Total</b>	<b>\$28,427,536.20</b>



**Asset Leasing Corporation Market Value by Account:**

<b>1993 A&amp;B Hospital Project</b>	<b>Market Value</b>
94605802 - Earnings	\$534,494.81
94605804 - Interest	19,487,079.93
94605805 - Reserve	4,117,007.27
94605807 - Construction	1,425,551.44
94605814 - Reimbursement	33.19
<b>Total:</b>	<b>\$25,564,166.64</b>
<b>1997 Series A Hospital Bonds</b>	
95435464 - Debt Service Fund	\$7,015.63
<b>Total:</b>	<b>\$7,015.63</b>
<b>2009 Public Safety Communication and Woodcrest Library Projects</b>	
23817502 - Base Rental Account	\$807,852.77
23817503 - Adj Rate Sec Deposit Acc	465,611.52
23817504 - Interest Account	16.51
23817506 - Admin Expense Account	1,512,358.21
23817508 - Investment Earnings Acco	68,357.33
23817513 - Principal Account	1,356.55
<b>Total:</b>	<b>\$2,855,552.89</b>
<b>2019 A Lease Revenue Refunding Bonds - Tech Refunding Project</b>	
83918300 – Bond Fund	\$801.04
<b>Total:</b>	<b>\$801.04</b>
<b>Grand Total:</b>	<b>\$28,427,536.20</b>

# Asset Leasing Corporation

## ISSUES

1. 1993 A&B HOSPITAL PROJECT
2. 1997 SERIES A HOSPITAL BONDS
3. 2009 PUBLIC SAFETY COMMUNICTATION & WOODCREST LIBRARY
4. 2019A LEASE REVENUE REFUNDING – TECH REFUNDING PROJECT

# ASSET LEASING CORPORATION

## 1993 A&B Hospital Project \$149,060,000

Dated Date: 1/1/1993	S&P: NR	Arbitrage Yield:
Due:	Moody's: WR	Arbitrage Position:
Call Date:	Fitch:	Arbitrage Last Calc:
Trustee: US Bank		
Base CUSIP: 768903		

FIXED INCOME PORTFOLIO								
March 31, 2023								
Portfolio	Security	Yield	Maturity	S & P	Moody's	Shares	Total Cost	Market Value
<b>1993 A&amp;B Hospital Project</b>								
94605802 - Earnings	FIRST AMERICAN TREASURY	4.72%			Aaa	534,494.81	\$ 534,494.81	\$ 534,494.81
94605804 - Interest	FIRST AMERICAN TREASURY	4.72%			Aaa	19,487,079.93	19,487,079.93	19,487,079.93
94605805 - Reserve	FIRST AMERICAN TREASURY	4.72%			Aaa	4,117,007.27	4,117,007.27	4,117,007.27
94605807 - Construction	FIRST AMERICAN TREASURY	4.72%			Aaa	1,425,551.44	1,425,551.44	1,425,551.44
94605814 - Reimbursement	FIRST AMERICAN TREASURY	4.72%			Aaa	33.19	33.19	33.19
						25,564,166.64	\$ 25,564,166.64	\$ 25,564,166.64

# ASSET LEASING CORPORATION

## 1997 Series A Hospital Bonds

**\$41,170,072.65**

Dated Date: 2/20/1997	S&P:	Arbitrage Yield: 6.032960%
Due: 6/1/2026	Moody's: Aa3	Arbitrage Position: \$0.00
Call Date:	Fitch: A+	Arbitrage Last Calc: 6/1/2013
Trustee: US Bank		
Base CUSIP: 768903		

### FIXED INCOME PORTFOLIO

March 31, 2023

Portfolio	Security	Yield	Maturity	S & P	Moody's	Shares	Total Cost	Market Value
<b>1997 Series A Hospital Bonds</b>								
95435464 - Debt Service Fund	FIRST AMERICAN TREASURY	4.72%			Aaa	7,015.63	\$ 7,015.63	\$ 7,015.63
						7,015.63	\$ 7,015.63	\$ 7,015.63

# ASSET LEASING CORPORATION

## 2009 Public Safety Communication & Woodcrest Library \$45,685,000

Dated Date: 12/10/2009	S&P: A+/A-1	Arbitrage Yield: 1.802087%
Due: 11/1/2039	Moody's: Aa2/VMIG	Arbitrage Position: (\$1,732,191.16)
Call Date:	Fitch:	Arbitrage Last Calc: 12/10/2022
Trustee: Wells Fargo		
Base CUSIP: 768901		

FIXED INCOME PORTFOLIO								
March 31, 2023								
Portfolio	Security	Yield	Maturity	S & P	Moody's	Shares	Total Cost	Market Value
<b>2009 Public Safety Communication and Woodcrest Library Projects</b>								
23817502 - Base Rental Account	GOLDMAN SACHS GOVT INST FUND	4.73%			Aaa	807,852.77	\$ 807,852.77	\$ 807,852.77
23817503 - Adj Rate Sec Deposit Acc	GOLDMAN SACHS GOVT INST FUND	4.73%			Aaa	465,611.52	465,611.52	465,611.52
23817504 - Interest Account	GOLDMAN SACHS GOVT INST FUND	4.73%			Aaa	16.51	16.51	16.51
23817506 - Admin Expense Account	GOLDMAN SACHS GOVT INST FUND	4.73%			Aaa	1,512,358.21	1,512,358.21	1,512,358.21
23817508 - Investment Earnings Acco	GOLDMAN SACHS GOVT INST FUND	4.73%			Aaa	68,357.33	68,357.33	68,357.33
23817513 - Principal Account	GOLDMAN SACHS GOVT INST FUND	4.73%			Aaa	1,356.55	1,356.55	1,356.55
						2,855,552.89	\$ 2,855,552.89	\$ 2,855,552.89



# ASSET LEASING CORPORATION

## 2019A Lease Revenue Refunding Bonds – Tech Refunding Project \$12,875,000

Dated Date: 09/26/2019	S&P: AA-	Arbitrage Yield: Taxable
Due: 11/01/2043	Moody's:	Arbitrage Position: Taxable
Call Date:	Fitch:	Arbitrage Last Calc: Taxable
Trustee: Wells Fargo		
Base CUSIP: 76911A		

FIXED INCOME PORTFOLIO									
March 31, 2023									
Portfolio	Security	Yield	Maturity	S & P	Moody's	Shares	Total Cost	Market Value	
<b>2019 A Lease Revenue Refunding Bonds - Tech Refunding Project</b>									
83918300 - Bond Fund	ALLSPRING Govt Money Market	4.36%				801.04	\$ 801.04	\$ 801.04	
						801.04	\$ 801.04	\$ 801.04	



6700 Antioch, Suite 250  
Merriam, Kansas 66204

April, 2023

Mr. Don Kent  
Director of Finance  
County of Riverside  
4080 Lemon Street, 4<sup>th</sup> Floor  
Riverside, CA 92501

Dear Mr. Kent:

Enclosed is the Investment Holdings Report for the Land Secured Districts of the County of Riverside for the period ending March 31, 2023 (the "Report Date"). This report contains various summaries and underlying details of the issues and accounts, as well as a detailed listing of investment holdings for each individual series of bonds outstanding as of the Report Date.

Please let me know if you have any questions and thank you for the opportunity serve the County.

Sincerely,

A handwritten signature in black ink, appearing to read 'Jeff White', is written over a circular stamp or seal.

Jeff White  
Managing Member



# COUNTY OF RIVERSIDE CALIFORNIA

March 31, 2023  
Quarterly Investment Report  
County of Riverside, California  
Land Secured Districts



### Land Secured Districts Summary by Asset:

Security	Quantity	Total Cost	Market Value	Percentage of Portfolio
CASH		\$14,412.37	\$14,412.37	0%
FIDELITY INVST MM GOVT CLASS	460,239.41	460,239.41	460,239.41	1%
FIRST AMERICAN TREASURY	28,059,183.51	28,059,183.51	28,059,183.51	86%
GOLDMAN SACHS GOVT INST FUND	2,065,063.96	2,065,063.96	2,065,063.96	6%
MORGAN STANLEY INSTL L GOVT PTF INSTL	2,164,944.20	2,164,944.20	2,164,944.20	7%
<b>Grand Total:</b>	<b>32,749,431.08</b>	<b>\$32,763,843.45</b>	<b>\$32,763,843.45</b>	<b>100%</b>

### Land Secured Districts Summary by Series:

Issue	Market Value
CFD 03-1 Newport Road 2014	\$2,065,063.96
CFD 04-2 Lakehills Crest	2,179,356.57
CFD 05-8 Scott Road 2013	7,254,170.99
CFD 05-8 Scott Road 2018	110.16
CFD 07-2 Series 2015 Clinton Keith	7,079,544.84
CFD 07-2 Series 2017 Clinton Keith	13,186,225.48
CFD 07-2 Series 2020 Clinton Keith	439.44
District 168 - Rivercrest	273,482.48
CFD 89-1 Special Tax Refunding, 2018	460,239.41
CFD 89-4 Special Tax Refunding, 2018	265,210.12
<b>Grand Total:</b>	<b>\$32,763,843.45</b>

## Land Secured Districts Market Value by Account:

<b>CFD 03-1 Newport Road 2014</b>	
83525701 - Special Tax	\$743,084.79
83525702 - Bond	89.11
83525706 - Reserve	1,278,318.76
83525707 - Earnings	34,385.78
83525709 - Admin Expense	9,185.52
<b>Total:</b>	<b>\$2,065,063.96</b>
<b>CFD 04-2 Lakehills Crest</b>	
547271 - Redemption	\$0.04
547272 - Earnings	1,638.49
547273 - Reserve	1,428,112.37
547274 - Admin Expense	6,083.84
547275 - Special Tax	743,462.94
547276 - Bond	58.89
<b>Total:</b>	<b>\$2,179,356.57</b>
<b>CFD 05-8 Scott Road 2013</b>	
202358000 - Special Tax	\$2,073,050.01
202358001 - Bond	25,719.49
202358002 - Reserve	1,767,204.86
202358003 - Admin Expense	62,746.66
202358006 - Improvement/Non-proc	3,325,449.97
<b>Total:</b>	<b>\$7,254,170.99</b>
<b>CFD 05-8 Scott Road 2018</b>	
244793000 – Bond Fund	\$110.16
<b>Total:</b>	<b>\$110.16</b>
<b>CFD 07-2 Series 2015 Clinton Keith</b>	
216817000 - Special Tax	\$873,918.83
216817001 - Bond	73,887.55
216817002 - Reserve	4,564,608.92
216817003 - Admin Expense	8,305.67



216817004 - Proceeds	12,275.78
216817005 - Improvement/Non-proceed	1,546,548.09
<b>Total:</b>	<b>\$7,079,544.84</b>
<b>CFD 07-2 Series 2017 Clinton Keith</b>	
216850000 - Bond Fund	\$137.12
216850003 – Proceeds	13,186,088.36
<b>Total:</b>	<b>\$13,186,225.48</b>
<b>CFD 07-2 Series 2020 Clinton Keith</b>	
228620000 - Bond Fund	\$439.44
<b>Total:</b>	<b>\$439.44</b>
<b>District 168 - Rivercrest</b>	
164844000 - Redemption Account	\$89,428.01
164844001 - Admin Expense Account	6,159.44
164844006 - Reserve Account	171,806.26
164844007 - Earnings Account	6,088.77
<b>Total:</b>	<b>\$273,482.48</b>
<b>CFD 89-1 Special Tax Refunding, 2018</b>	
213890 - Special Tax	\$388,292.36
213893 - Reserve	62,150.36
213902 - Admin Exp	5,800.47
213903 - Earnings	3,996.22
<b>Total:</b>	<b>\$460,239.41</b>
<b>CFD 89-4 Special Tax Refunding, 2018</b>	
229583000 – Special Tax	\$144,429.64
229583001 – Admin Expense Fund	4,259.21
229583002 – Bond Fund	1,877.60
229583003 - Reserve	114,643.67
<b>Total:</b>	<b>\$265,210.12</b>
<b>Grand Total:</b>	<b>\$32,763,843.45</b>

# Land Secured Districts

## ISSUES

1. 2014 CFD 03-1 Newport Road
2. 2012 CFD 04-2 Lakehills Crest
3. 2013 CFD 05-8 Scott Road
4. 2018 CFD 05-8 Scott Road
5. 2015 CFD 07-2 Clinton Keith
6. 2017 CFD 07-2 Clinton Keith
7. 2020 CFD 07-2 Clinton Keith
8. 2012 District 168 - Rivercrest
9. 2018 CFD 89-1 Special Tax Refunding
10. 2018 CFD 89-4 Special Tax Refunding

# LAND SECURED DISTRICTS

## 2014 CFD 03-1 Newport Road \$14,390,000

Dated Date: 12/16/2014	S&P: NR	Arbitrage Yield: 4.502487%
Due: 9/1/2030	Moody's: NR	Arbitrage Position: (\$623,553.23)
Call Date: 9/1/2024	Fitch: NR	Arbitrage Last Calc: 9/1/2022
Trustee: Wells Fargo		
Base CUSIP: 76911F		

FIXED INCOME PORTFOLIO								
March 31, 2023								
Portfolio	Security	Yield	Maturity	S & P	Moody's	Shares	Total Cost	Market Value
<b>CFD 03-1 Newport Road 2014</b>								
83525701 - Special Tax	GOLDMAN SACHS GOVT INST FUND	4.73%			Aaa	743,084.79	\$ 743,084.79	\$ 743,084.79
83525702 - Bond	GOLDMAN SACHS GOVT INST FUND	4.73%			Aaa	89.11	89.11	89.11
83525706 - Reserve	GOLDMAN SACHS GOVT INST FUND	4.73%			Aaa	1,278,318.76	1,278,318.76	1,278,318.76
83525707 - Earnings	GOLDMAN SACHS GOVT INST FUND	4.73%			Aaa	34,385.78	34,385.78	34,385.78
83525709 - Admin Expense	GOLDMAN SACHS GOVT INST FUND	4.73%			Aaa	9,185.52	9,185.52	9,185.52
						2,065,063.96	\$ 2,065,063.96	\$ 2,065,063.96

# LAND SECURED DISTRICTS

## 2012 CFD 04-2 Lakehills Crest \$19,665,000

Dated Date: 8/23/2012	S&P: NR	Arbitrage Yield: 4.418333%
Due: 9/1/2035	Moody's: NR	Arbitrage Position: (\$704,868.92)
Call Date: 9/1/2022	Fitch: NR	Arbitrage Last Calc: 9/1/2022
Trustee: BNY		
Base CUSIP: 76911F		

FIXED INCOME PORTFOLIO								
March 31, 2023								
Portfolio	Security	Yield	Maturity	S & P	Moody's	Shares	Total Cost	Market Value
<b>CFD 04-2 Lakehills Crest</b>								
547271 - Redemption	MORGAN STANLEY INSTL L GOVT PT	4.72%			Aaa	0.04	\$ 0.04	\$ 0.04
547272 - Earnings	MORGAN STANLEY INSTL L GOVT PT	4.72%			Aaa	1,638.49	1,638.49	1,638.49
547273 - Reserve	Cash						14,412.37	14,412.37
547273 - Reserve	MORGAN STANLEY INSTL L GOVT PT	4.72%			Aaa	1,413,700.00	1,413,700.00	1,413,700.00
547274 - Admin Expense	MORGAN STANLEY INSTL L GOVT PT	4.72%			Aaa	6,083.84	6,083.84	6,083.84
547275 - Special Tax	MORGAN STANLEY INSTL L GOVT PT	4.72%			Aaa	743,462.94	743,462.94	743,462.94
547276 - Bond	MORGAN STANLEY INSTL L GOVT PT	4.72%			Aaa	58.89	58.89	58.89
						2,164,944.20	\$ 2,179,356.57	\$ 2,179,356.57

# LAND SECURED DISTRICTS

**2013 CFD 05-8 Scott Road**  
**\$16,875,000**

Dated Date: 2/28/2013	S&P: NR	Arbitrage Yield: 4.877880%
Due: 9/1/2042	Moody's: NR	Arbitrage Position: (\$1,426,588.44)
Call Date: 9/1/2022	Fitch: NR	Arbitrage Last Calc: 9/2/2022
Trustee: US Bank		
Base CUSIP: 76911F		

FIXED INCOME PORTFOLIO								
March 31, 2023								
Portfolio	Security	Yield	Maturity	S & P	Moody's	Shares	Total Cost	Market Value
<b>CFD 05-8 Scott Road 2013</b>								
202358000 - Special Tax	FIRST AMERICAN TREASURY	4.72%			Aaa	2,073,050.01	\$ 2,073,050.01	\$ 2,073,050.01
202358001 - Bond	FIRST AMERICAN TREASURY	4.72%			Aaa	25,719.49	25,719.49	25,719.49
202358002 - Reserve	FIRST AMERICAN TREASURY	4.72%			Aaa	1,767,204.86	1,767,204.86	1,767,204.86
202358003 - Admin Expense	FIRST AMERICAN TREASURY	4.72%			Aaa	62,746.66	62,746.66	62,746.66
202358006 - Improvement/Non-Proceed	FIRST AMERICAN TREASURY	4.72%			Aaa	3,325,449.97	3,325,449.97	3,325,449.97
						7,254,170.99	\$ 7,254,170.99	\$ 7,254,170.99



# LAND SECURED DISTRICTS

**2018 CFD 05-8 Scott Road**  
**\$5,120,000**

Dated Date: 12/13/2018	S&P: NR	Arbitrage Yield: 4.173250%
Due: 09/01/2048	Moody's: NR	Arbitrage Position: (\$66,664.96)
Call Date: 09/01/2025	Fitch: NR	Arbitrage Last Calc: 12/12/2022
Trustee: US Bank		
Base CUSIP: 76911F		

## FIXED INCOME PORTFOLIO

March 31, 2023

Portfolio	Security	Yield	Maturity	S & P	Moody's	Shares	Total Cost	Market Value
<b>CFD 05-8 Scott Road 2018</b>								
244793000 - Bond Fund	FIRST AMERICAN TREASURY	4.72%			Aaa	110.16	\$ 110.16	\$ 110.16
						110.16	\$ 110.16	\$ 110.16

# LAND SECURED DISTRICTS

**2015 CFD 07-2 Clinton Keith**  
**\$25,170,000**

Dated Date: 8/6/2015	S&P: NR	Arbitrage Yield: 4.394464%
Due: 9/1/2044	Moody's: NR	Arbitrage Position: (\$3,423,005.72)
Call Date: 9/1/2025	Fitch: NR	Arbitrage Last Calc: 9/1/2022
Trustee: US Bank		
Base CUSIP: 76911F		

## FIXED INCOME PORTFOLIO

March 31, 2023

Portfolio	Security	Yield	Maturity	S & P	Moody's	Shares	Total Cost	Market Value
<b>CFD 07-2 Series 2015 Clinton Keith</b>								
216817000 - Special Tax	FIRST AMERICAN TREASURY	4.72%			Aaa	873,918.83	\$ 873,918.83	\$ 873,918.83
216817001 - Bond	FIRST AMERICAN TREASURY	4.72%			Aaa	73,887.55	73,887.55	73,887.55
216817002 - Reserve	FIRST AMERICAN TREASURY	4.72%			Aaa	4,564,608.92	4,564,608.92	4,564,608.92
216817003 - Admin Expense	FIRST AMERICAN TREASURY	4.72%			Aaa	8,305.67	8,305.67	8,305.67
216817004 - Proceeds	FIRST AMERICAN TREASURY	4.72%			Aaa	12,275.78	12,275.78	12,275.78
216817005 - Improvement/Non-proceed	FIRST AMERICAN TREASURY	4.72%			Aaa	1,546,548.09	1,546,548.09	1,546,548.09
						7,079,544.84	\$ 7,079,544.84	\$ 7,079,544.84

# LAND SECURED DISTRICTS

**2017 CFD 07-2 Clinton Keith**  
**\$7,610,000**

Dated Date: 6/1/2017	S&P: NR	Arbitrage Yield: 3.890497%
Due: 9/1/2045	Moody's: NR	Arbitrage Position: (\$492,377.90)
Call Date: 9/1/2027	Fitch: NR	Arbitrage Last Calc: 9/1/2022
Trustee: US Bank		
Base CUSIP: 76911F		

FIXED INCOME PORTFOLIO								
March 31, 2023								
Portfolio	Security	Yield	Maturity	S & P	Moody's	Shares	Total Cost	Market Value
<b>CFD 07-2 Series 2017 Clinton Keith</b>								
216850000 - Bond Fund	FIRST AMERICAN TREASURY	4.72%			Aaa	137.12	\$ 137.12	\$ 137.12
216850003 - Proceeds	FIRST AMERICAN TREASURY	4.72%			Aaa	13,186,088.36	13,186,088.36	13,186,088.36
						13,186,225.48	\$ 13,186,225.48	\$ 13,186,225.48

# LAND SECURED DISTRICTS

**2020 CFD 07-2 Clinton Keith**  
**\$27,220,000**

Dated Date: 11/17/2020	S&P: AA	Arbitrage Yield: 2.286851%
Due: 9/1/2045	Moody's: NR	Arbitrage Position: (\$1,118,119.90)
Call Date: 9/1/2030	Fitch: NR	Arbitrage Last Calc: 11/17/2022
Trustee: US Bank		
Base CUSIP: 76911F		

FIXED INCOME PORTFOLIO								
March 31, 2023								
Portfolio	Security	Yield	Maturity	S & P	Moody's	Shares	Total Cost	Market Value
<b>CFD 07-2 Series 2020 Clinton Keith</b>								
228620000 - Bond Fund	FIRST AMERICAN TREASURY	4.72%			Aaa	439.44	\$ 439.44	\$ 439.44
						439.44	\$ 439.44	\$ 439.44

# LAND SECURED DISTRICTS

## 2012 District 168 - Rivercrest \$1,780,000

Dated Date: 8/23/2012	S&P: NR	Arbitrage Yield: 3.840998%
Due: 9/2/2026	Moody's: NR	Arbitrage Position: (\$92,233.48)
Call Date: 9/2/2022	Fitch: NR	Arbitrage Last Calc: 9/3/2022
Trustee: US Bank		
Base CUSIP: 76911P		

FIXED INCOME PORTFOLIO								
March 31, 2023								
Portfolio	Security	Yield	Maturity	S & P	Moody's	Shares	Total Cost	Market Value
<b>District 168 - Rivercrest</b>								
164844000 - Redemption Account	FIRST AMERICAN TREASURY	4.72%			Aaa	89,428.01	\$ 89,428.01	\$ 89,428.01
164844001 - Admin Expense Account	FIRST AMERICAN TREASURY	4.72%			Aaa	6,159.44	6,159.44	6,159.44
164844006 - Reserve Account	FIRST AMERICAN TREASURY	4.72%			Aaa	171,806.26	171,806.26	171,806.26
164844007 - Earnings Account	FIRST AMERICAN TREASURY	4.72%			Aaa	6,088.77	6,088.77	6,088.77
						273,482.48	\$ 273,482.48	\$ 273,482.48



# LAND SECURED DISTRICTS

## 2018 CFD 89-1 Special Tax Refunding Bonds, Series 2018 \$4,185,000

Dated Date: 2/1/2018	S&P: NR	Arbitrage Yield: 2.779844%
Due: 9/1/2025	Moody's: NR	Arbitrage Position: (\$14,672.25)
Call Date: 9/1/2023	Fitch: NR	Arbitrage Last Calc: 9/1/2022
Trustee: BNY		
Base CUSIP: 76911F		

FIXED INCOME PORTFOLIO								
March 31, 2023								
Portfolio	Security	Yield	Maturity	S & P	Moody's	Shares	Total Cost	Market Value
<b>CFD 89-1 Special Tax Refunding Bonds, Series 2018</b>								
213890 - Special Tax	FIDELITY INVST MM GOVT CLASS I	4.73%			Aaa	388,292.36	\$ 388,292.36	\$ 388,292.36
213893 - Reserve	FIDELITY INVST MM GOVT CLASS I	4.73%			Aaa	62,150.36	62,150.36	62,150.36
213902 - Admin Exp	FIDELITY INVST MM GOVT CLASS I	4.73%			Aaa	5,800.47	5,800.47	5,800.47
213903 - Earnings	FIDELITY INVST MM GOVT CLASS I	4.73%			Aaa	3,996.22	3,996.22	3,996.22
						460,239.41	\$ 460,239.41	\$ 460,239.41

# LAND SECURED DISTRICTS

## 2018 CFD 89-4 Special Tax Refunding Bonds, Series 2018 \$2,305,000

Dated Date: 2/1/2018	S&P: NR	Arbitrage Yield: 3.089877%
Due: 9/1/2030	Moody's: NR	Arbitrage Position: (\$20,957.38)
Call Date: 9/1/2026	Fitch: NR	Arbitrage Last Calc: 9/1/2022
Trustee: US Bank		
Base CUSIP: 76911F		

FIXED INCOME PORTFOLIO								
March 31, 2023								
Portfolio	Security	Yield	Maturity	S & P	Moody's	Shares	Total Cost	Market Value
<b>CFD 89-4 Special Tax Refunding Bonds, Series 2018</b>								
229583000 - Special Tax	FIRST AMERICAN TREASURY	4.72%			Aaa	144,429.64	\$ 144,429.64	\$ 144,429.64
229583001 - Admin Expense Fund	FIRST AMERICAN TREASURY	4.72%			Aaa	4,259.21	4,259.21	4,259.21
229583002 - Bond Fund	FIRST AMERICAN TREASURY	4.72%			Aaa	1,877.60	1,877.60	1,877.60
229583003 - Reserve	FIRST AMERICAN TREASURY	4.72%			Aaa	114,643.67	114,643.67	114,643.67
						265,210.12	\$ 265,210.12	\$ 265,210.12



6700 Antioch, Suite 250  
Merriam, Kansas 66204

April 14, 2023

Mr. Don Kent  
Director of Finance  
Riverside County Executive Office  
4080 Lemon Street, 4<sup>th</sup> Floor  
Riverside, CA 92501

Dear Mr. Kent:

Enclosed is the Investment Holdings Report for the Successor Agency to the Redevelopment Agency for the County of Riverside for the period ending March 31, 2023 (the "Report Date"). This report contains various summaries and underlying details of the issues and accounts, as well as a detailed listing of investment holdings for each individual series of bonds outstanding as of the Report Date.

Please let me know if you have any questions and thank you for the opportunity serve the County.

Sincerely,

A handwritten signature in black ink, appearing to read 'Jeff White', is written over a circular stamp or seal.

Jeff White  
Managing Member



# COUNTY OF RIVERSIDE CALIFORNIA

March 31, 2023

Quarterly Investment Report

County of Riverside, California

Successor Agency to the Redevelopment Agency for the  
County of Riverside



**COLUMBIA CAPITAL**  
MUNICIPAL ADVISORS

### Successor Agency to the Redevelopment Agency by Asset:

Security	Quantity	Total Cost	Market Value	Percentage of Portfolio
DREYFUS TRSY SEC CM INVESTOR 674	22,442.33	\$22,442.33	\$22,442.33	0%
DREYFUS TAX EXEMP CASH MGMT	6,118,508.02	6,117,896.38	6,117,896.16	10%
DREYFUS GOVT CASH MGMT SH BEN	5,925,087.63	5,925,087.63	5,925,087.63	9%
DREYFUS TRSY OBL CM ADMIN 568	5,751,138.30	5,751,138.30	5,751,138.30	9%
FIDELITY INVST MM GOVT CLASS	31,040,901.99	31,040,901.99	31,040,901.99	49%
FEDERATED US TRSY ONLY CR SVC	2,534,433.37	2,534,433.37	2,534,433.37	4%
GOLDMAN SACHS TR GOVT INST FUND	12,454,019.53	12,454,019.53	12,454,019.53	19%
<b>Grand Total:</b>	<b>63,846,531.17</b>	<b>\$63,845,919.53</b>	<b>\$63,845,919.31</b>	<b>100%</b>

### Successor Agency to the Redevelopment Agency by Series:

Issue	Market Value
2004 Tax Allocation Housing Bonds Series A-T	\$3,538,721.50
2011 Tax Allocation Bonds B, D, E	9,713,204.24
2011 Tax Allocation Bonds Series A-T	1,084,130.80
2014 Tax Allocation Bonds A, D, E	6,218,295.75
2015 Tax Allocation Bonds A, D, E	5,659,396.80
2015 Tax Allocation Bonds B & C	4,886,453.34
2016 Tax Allocation Bonds A, D, E	5,037,983.72
2016 Tax Allocation Bonds B & C	3,333,681.41
2017 TA Housing Refunding Bonds Series A	1,140,633.84
2017 Tax Allocation Bonds D & E	10,664,719.07
2017 Tax Allocation Bonds Series C	648,666.62
2017 Tax Allocation Ref Bonds Series B	3,905,226.34
2017 Tax Allocation Housing Bonds Series A-T	4,295,265.79
2017 Tax Allocation Housing Refunding Series B	1,629,821.84
Combined Housing 14 15 17	2,067,275.92
2020 Series A Second Lien TARB Series D & E	22,442.33
<b>Grand Total:</b>	<b>\$63,845,919.31</b>

## Successor Agency to the Redevelopment Agency by Account:

<b>2004 Tax Allocation Housing Bonds Series A-T</b>	
363831 - Debt Service	\$2,491,387.10
363832 - PRN	1,122.89
363833 - Interest	1,046,211.51
<b>Total:</b>	<b>\$3,538,721.50</b>
<b>2011 Tax Allocation Bonds B, D, E</b>	
872152 - B Reserve	\$2,362,216.01
872153 - B Redevelopment	0.12
872154 - B Interest	798.75
872232 - E Reserve	1,204,239.15
872234 - E Interest	28,054.17
278486 - Sub B Debt Service	6,117,896.04
<b>Total:</b>	<b>\$9,713,204.24</b>
<b>2011 Tax Allocation Bonds Series A-T</b>	
871933 - A-T Reserve	\$1,084,130.80
<b>Total:</b>	<b>\$1,084,130.80</b>
<b>2014 Tax Allocation Bonds A, D, E</b>	
668371 - A Debt Service	\$712,237.05
668372 - A Interest	319,946.88
668373 - A Principal	0.40
668374 - A Reserve	1,485,777.69
668452 - E Debt Service	516,633.05
668453 - E Interest	278,506.25
668454 - E Principal	0.28
668455 - E Reserve	1,495,088.24
668462 - D Debt Service	942,949.14
668463 - D Interest	467,156.25
668464 - D Principal	0.52
<b>Total:</b>	<b>\$6,218,295.75</b>
<b>2015 Tax Allocation Bonds A, D, E</b>	
639365 - A Revenue	\$0.18
713679 - A Reserve	1,537,809.13



713683 - A Debt Service	861,911.46
713684 - A Interest	374,700.00
713685 - A Principal	0.84
713692 - D Debt Service	480,950.18
713693 - D Interest	230,750.00
713695 - D Principal	0.48
713702 - E Reserve	1,059,492.83
713744 - E Debt Service	806,780.90
713747 - E Interest	307,000.00
713748 - E Principal	0.80
<b>Total:</b>	<b>\$5,659,396.80</b>
<b>2015 Tax Allocation Bonds B &amp; C</b>	
822326 - B Debt Service	\$1,908,590.08
822327 - B Interest	1,125,525.00
822911 - C Debt Service	543,415.40
822912 - C Interest	249,312.50
822914 - C Reserve	1,059,610.36
<b>Total:</b>	<b>\$4,886,453.34</b>
<b>2016 Tax Allocation Bonds A, D, E</b>	
741102 - A Revenue	\$0.05
741197 - A Debt Service	631,397.55
741198 - A Interest	277,175.00
741199 - A Principal	1.12
741210 - D Debt Service	2,069,800.84
741211 - D Interest	859,100.00
741212 - D Principal	3.64
741220 - E Debt Service	831,954.12
741223 - E Interest	368,550.00
741224 - E Principal	1.40
<b>Total:</b>	<b>\$5,037,983.72</b>
<b>2016 Tax Allocation Bonds B &amp; C</b>	
741108 - C Debt Service	\$342,161.30
741109 - C Interest	151,650.00

741118 - C Principal	0.56
741188 - B Debt Service	1,982,641.12
741189 - B Interest	857,225.00
741190 - B Principal	3.43
<b>Total:</b>	<b>\$3,333,681.41</b>
<b>2017 TA Housing Refunding Bonds Series A</b>	
982727 - A Reserve	\$1,140,633.84
<b>Total:</b>	<b>\$1,140,633.84</b>
<b>2017 Tax Allocation Bonds D &amp; E</b>	
982683 - E Debt Service	\$1,235,280.46
982684 - E Interest	946,050.00
982686 - E Reserve	4,568,927.48
982687 - E Redemption	3.20
982700 - A Interest	1,262.37
982706 - D Debt Service	1,159,756.40
982707 - D Interest	555,260.09
982709 - D Reserve	2,198,179.07
<b>Total:</b>	<b>\$10,664,719.07</b>
<b>2017 Tax Allocation Bonds Series C</b>	
982691 - C Debt Service	\$425.41
982692 - C Interest	109,521.88
982693 - C Principal	0.24
982694 - C Reserve	538,719.09
<b>Total:</b>	<b>\$648,666.62</b>
<b>2017 Tax Allocation Ref Bonds Series B</b>	
982718 - B Debt Service	\$2,797,796.51
982719 - B Interest	1,107,425.00
982720 - B Principal	4.83
<b>Total:</b>	<b>\$3,905,226.34</b>

<b>2017 Tax Allocation Housing Bonds Series A-T</b>	
208954 – Reserve	\$4,295,265.79
<b>Total:</b>	<b>\$4,295,265.79</b>
<b>2017 Tax Allocation Housing Refunding Series B</b>	
208967 – Reserve	\$1,629,821.84
<b>Total:</b>	<b>\$1,629,821.84</b>
<b>Combined Housing 14 15 17</b>	
668323 – Debt Service	\$1,484.06
668324 - Interest	2,065,675.01
668325 - Principal	116.85
<b>Total:</b>	<b>\$2,067,275.92</b>
<b>2020 Series A Second Lien TARB Series D&amp;E</b>	
280121 - E Debt Service	\$309.66
280122 - E Interest	1.94
165542 - PFA Revenue	21,889.38
275927 - D Debt Service	241.19
275931 - D Interest	0.16
<b>Total:</b>	<b>\$22,442.33</b>
<b>Grand Total:</b>	<b>\$63,845,919.31</b>

# Redevelopment Agency for the County of Riverside

## ISSUES

1. 2004 TAX ALLOCATION HOUSING BONDS SERIES A-T
2. 2011 TAX ALLOCATION BONDS B, D, E
3. 2011 TAX ALLOCATION HOUSING BONDS SERIES A-T
4. 2014 TAX ALLOCATION REF BONDS SERIES A, D, E
5. 2015 TAX ALLOCATION HOUSING REF BONDS SERIES A, D, E
6. 2015 TAX ALLOCATION HOUSING REF BONDS SERIES B & C
7. 2016 SERIES A TAX ALLOCATION REV BONDS SERIES A, D, E
8. 2016 TAX ALLOCATION REF BONDS SERIES B & C
9. 2017 TAX ALLOCATION HOUSING REFUNDING BONDS SERIES A
10. 2017 TAX ALLOCATION HOUSING REFUNDING BONDS SERIES D & E
11. 2017 TAX ALLOCATION HOUSING REFUNDING BONDS SERIES C
12. 2017 TAX ALLOCATION HOUSING REFUNDING BONDS SERIES B

# Redevelopment Agency for the County of Riverside

## ISSUES

13. 2017 TAXABLE HOUSING BONDS SERIES A-T
14. 2017 TAX ALLOCATION REF BONDS SERIES B
15. COMBINED HOUSING 14 15 17
16. SERIES 2020 A SECOND LIEN TAR B SERIES D & E

# REDEVELOPMENT AGENCY FOR THE COUNTY OF RIVERSIDE

## 2004 Tax Allocation Housing Bonds Series A-T \$37,000,000

Dated Date: 12/29/2004	S&P:	Arbitrage Yield: Taxable
Due:	Moody's:	Arbitrage Position: Taxable
Call Date:	Fitch:	Arbitrage Last Calc: Taxable
Trustee: BNY		
Base CUSIP: 769123		

FIXED INCOME PORTFOLIO								
March 31, 2023								
Portfolio	Security	Yield	Maturity	S & P	Moody's	Shares	Total Cost	Market Value
<b>2004 Tax Allocation Housing Bonds Series A-T</b>								
363831 - Debt Service	FIDELITY INVST MM GOVT CLASS	4.73%			Aaa	2,491,387.10	\$ 2,491,387.10	\$ 2,491,387.10
363832 - PRN	FIDELITY INVST MM GOVT CLASS	4.73%			Aaa	1,122.89	1,122.89	1,122.89
363833 - Interest	FIDELITY INVST MM GOVT CLASS	4.73%			Aaa	1,046,211.51	1,046,211.51	1,046,211.51
						3,538,721.50	\$ 3,538,721.50	\$ 3,538,721.50



# REDEVELOPMENT AGENCY FOR THE COUNTY OF RIVERSIDE

## 2011 Tax Allocation Bonds B

**\$23,133,000.50**

Dated Date: 3/17/2011	S&P: A+	Arbitrage Yield: 8.185%
Due: 10/1/2042	Moody's:	Arbitrage Position: (\$2,466,128.52)
Call Date: 10/1/2021	Fitch:	Arbitrage Last Calc: 10/1/2020
Trustee: BNY		
Base CUSIP: 769123		

## 2011 Tax Allocation Bonds D

**\$6,475,000**

Dated Date: 3/17/2011	S&P: A	Arbitrage Yield: 7.228449%
Due: 12/1/2037	Moody's:	Arbitrage Position: (\$524,855.37)
Call Date: 12/1/2021	Fitch:	Arbitrage Last Calc: 12/1/2021
Trustee: BNY		
Base CUSIP: 769123		

## 2011 Tax Allocation Bonds E

**\$12,579,720**

Dated Date: 3/17/2011	S&P: A-	Arbitrage Yield: 8.391%
Due: 12/1/2040	Moody's:	Arbitrage Position: (\$1,481,414.44)
Call Date: 12/1/2021	Fitch:	Arbitrage Last Calc: 10/1/2020
Trustee: BNY		
Base CUSIP: 769123		

FIXED INCOME PORTFOLIO								
March 31, 2023								
Portfolio	Security	Yield	Maturity	S & P	Moody's	Shares	Total Cost	Market Value
<b>2011 Tax Allocation Bonds B, D, E</b>								
872152 - B Reserve	FIDELITY INVST MM GOVT CLASS I	4.73%			Aaa	2,362,216.01	\$ 2,362,216.01	\$ 2,362,216.01
872153 - B Redevelopment	DREYFUS TAX EXEMP CASH MGMT IN	3.73%			Aaa	0.12	0.12	0.12
872154 - B Interest	FIDELITY INVST MM GOVT CLASS I	4.73%			Aaa	798.75	798.75	798.75
872232 - E Reserve	FIDELITY INVST MM GOVT CLASS I	4.73%			Aaa	1,204,239.15	1,204,239.15	1,204,239.15
872234 - E Interest	FIDELITY INVST MM GOVT CLASS I	4.73%			Aaa	28,054.17	28,054.17	28,054.17
278486 - Sub B Debt Service	DREYFUS TAX EXEMP CASH MGMT IN	3.73%			Aaa	6,118,507.90	6,117,896.26	6,117,896.04
						9,713,816.10	\$ 9,713,204.46	\$ 9,713,204.24

# REDEVELOPMENT AGENCY FOR THE COUNTY OF RIVERSIDE

## 2011 Tax Allocation Housing Bonds Series A-T \$14,095,000

Dated Date: 3/8/2011	S&P: WR	Arbitrage Yield: Taxable
Due: 10/1/2021	Moody's: WR	Arbitrage Position: Taxable
Call Date: Not Callable	Fitch:	Arbitrage Last Calc: Taxable
Trustee: BNY		
Base CUSIP: 769123		

### FIXED INCOME PORTFOLIO

March 31, 2023

Portfolio	Security	Yield	Maturity	S & P	Moody's	Shares	Total Cost	Market Value
<b>2011 Tax Allocation Bonds Series A-T</b>								
871933 - A-T Reserve	FIDELITY INVST MM GOVT CLASS	4.73%			Aaa	1,084,130.80	\$ 1,084,130.80	\$ 1,084,130.80
						1,084,130.80	\$ 1,084,130.80	\$ 1,084,130.80

# REDEVELOPMENT AGENCY FOR THE COUNTY OF RIVERSIDE

## 2014 Tax Allocation Bonds A

**\$19,620,000**

Dated Date: 10/1/2014	S&P: AA	Arbitrage Yield: 3.548%
Due: 10/1/2037	Moody's:	Arbitrage Position: (\$239,579.52)
Call Date: 10/1/2024	Fitch:	Arbitrage Last Calc: 9/30/2019
Trustee: BNY		
Base CUSIP: 76913A		

## 2014 Tax Allocation Bonds D

**\$28,130,000**

Dated Date: 10/1/2014	S&P: AA	Arbitrage Yield: 3.62%
Due: 10/1/2037	Moody's:	Arbitrage Position: (\$1,650.00)
Call Date: 10/1/2024	Fitch:	Arbitrage Last Calc: 9/30/2019
Trustee: BNY		
Base CUSIP: 76913A		

## 2014 Tax Allocation Bonds E

**\$16,545,000**

Dated Date: 10/1/2014	S&P: AA	Arbitrage Yield: 3.663%
Due: 10/1/2037	Moody's:	Arbitrage Position: (\$250,916.20)
Call Date: 10/1/2024	Fitch:	Arbitrage Last Calc: 9/30/2019
Trustee: BNY		
Base CUSIP: 76913A		

### FIXED INCOME PORTFOLIO

March 31, 2023

Portfolio	Security	Yield	Maturity	S & P	Moody's	Shares	Total Cost	Market Value
<b>2014 Tax Allocation Bonds A, D, E</b>								
668371 - A Debt Service	DREYFUS TRSY OBL CM ADMIN 568	4.59%			Aaa	712,237.05	\$ 712,237.05	\$ 712,237.05
668372 - A Interest	DREYFUS TRSY OBL CM ADMIN 568	4.59%			Aaa	319,946.88	319,946.88	319,946.88
668373 - A Principal	FEDERATED US TRSY ONLY CR SVC	4.12%			Aaa	0.40	0.40	0.40
668374 - A Reserve	DREYFUS TRSY OBL CM ADMIN 568	4.59%			Aaa	1,485,777.69	1,485,777.69	1,485,777.69
668452 - E Debt Service	DREYFUS TRSY OBL CM ADMIN 568	4.59%			Aaa	516,633.05	516,633.05	516,633.05
668453 - E Interest	DREYFUS TRSY OBL CM ADMIN 568	4.59%			Aaa	278,506.25	278,506.25	278,506.25
668454 - E Principal	FEDERATED US TRSY ONLY CR SVC	4.12%			Aaa	0.28	0.28	0.28
668455 - E Reserve	DREYFUS TRSY OBL CM ADMIN 568	4.59%			Aaa	1,495,088.24	1,495,088.24	1,495,088.24
668462 - D Debt Service	DREYFUS TRSY OBL CM ADMIN 568	4.59%			Aaa	942,949.14	942,949.14	942,949.14
668463 - D Interest	FEDERATED US TRSY ONLY CR SVC	4.12%			Aaa	467,156.25	467,156.25	467,156.25
668464 - D Principal	FEDERATED US TRSY ONLY CR SVC	4.12%			Aaa	0.52	0.52	0.52
						6,218,295.75	\$ 6,218,295.75	\$ 6,218,295.75

# REDEVELOPMENT AGENCY FOR THE COUNTY OF RIVERSIDE

## 2015 Tax Allocation Rev Bonds Series A, D, E \$54,955,000

Dated Date: 10/1/2015	S&P: AA	Arbitrage Yield: 3.6153%
Due: 10/1/2037	Moody's:	Arbitrage Position: (\$366,519.01)
Call Date: 10/1/2025	Fitch:	Arbitrage Last Calc: 10/1/2020
Trustee: BNY		
Base CUSIP: 76912T		

FIXED INCOME PORTFOLIO								
March 31, 2023								
Portfolio	Security	Yield	Maturity	S & P	Moody's	Shares	Total Cost	Market Value
<b>2015 Tax Allocation Bonds A, D, E</b>								
639365 - A Revenue	FIDELITY INVST MM GOVT CLASS	4.73%			Aaa	0.18	\$ 0.18	\$ 0.18
713679 - A Reserve	FIDELITY INVST MM GOVT CLASS	4.73%			Aaa	1,537,809.13	1,537,809.13	1,537,809.13
713683 - A Debt Service	FIDELITY INVST MM GOVT CLASS	4.73%			Aaa	861,911.46	861,911.46	861,911.46
713684 - A Interest	FIDELITY INVST MM GOVT CLASS	4.73%			Aaa	374,700.00	374,700.00	374,700.00
713685 - A Principal	FIDELITY INVST MM GOVT CLASS	4.73%			Aaa	0.84	0.84	0.84
713692 - D Debt Service	FIDELITY INVST MM GOVT CLASS	4.73%			Aaa	480,950.18	480,950.18	480,950.18
713693 - D Interest	FIDELITY INVST MM GOVT CLASS	4.73%			Aaa	230,750.00	230,750.00	230,750.00
713695 - D Principal	FIDELITY INVST MM GOVT CLASS	4.73%			Aaa	0.48	0.48	0.48
713702 - E Reserve	FIDELITY INVST MM GOVT CLASS	4.73%			Aaa	1,059,492.83	1,059,492.83	1,059,492.83
713744 - E Debt Service	FIDELITY INVST MM GOVT CLASS	4.73%			Aaa	806,780.90	806,780.90	806,780.90
713747 - E Interest	FIDELITY INVST MM GOVT CLASS	4.73%			Aaa	307,000.00	307,000.00	307,000.00
713748 - E Principal	FIDELITY INVST MM GOVT CLASS	4.73%			Aaa	0.80	0.80	0.80
						5,659,396.80	\$ 5,659,396.80	\$ 5,659,396.80

# REDEVELOPMENT AGENCY FOR THE COUNTY OF RIVERSIDE

## 2015 Tax Allocation Bonds B

**\$64,365,000**

Dated Date: 7/8/2015	S&P: AA	Arbitrage Yield: 3.80%
Due: 10/1/2037	Moody's:	Arbitrage Position: (\$3,910.34)
Call Date: 10/1/2025	Fitch:	Arbitrage Last Calc: 9/30/2019
Trustee: BNY		
Base CUSIP: 76913A		

## 2015 Tax Allocation Bonds C

**\$15,025,000**

Dated Date: 7/8/2015	S&P: AA	Arbitrage Yield: 3.6995%
Due: 10/1/2037	Moody's:	Arbitrage Position: (\$135,227.36)
Call Date: 10/1/2025	Fitch:	Arbitrage Last Calc: 9/30/2019
Trustee: BNY		
Base CUSIP: 76913A		

FIXED INCOME PORTFOLIO								
March 31, 2023								
Portfolio	Security	Yield	Maturity	S & P	Moody's	Shares	Total Cost	Market Value
<b>2015 Tax Allocation Bonds B &amp; C</b>								
822326 - B Debt Service	FIDELITY INVST MM GOVT CLASS	4.73%			Aaa	1,908,590.08	\$ 1,908,590.08	\$ 1,908,590.08
822327 - B Interest	FIDELITY INVST MM GOVT CLASS	4.73%			Aaa	1,125,525.00	1,125,525.00	1,125,525.00
822911 - C Debt Service	FIDELITY INVST MM GOVT CLASS	4.73%			Aaa	543,415.40	543,415.40	543,415.40
822912 - C Interest	FIDELITY INVST MM GOVT CLASS	4.73%			Aaa	249,312.50	249,312.50	249,312.50
822914 - C Reserve	FIDELITY INVST MM GOVT CLASS	4.73%			Aaa	1,059,610.36	1,059,610.36	1,059,610.36
						4,886,453.34	\$ 4,886,453.34	\$ 4,886,453.34

# REDEVELOPMENT AGENCY FOR THE COUNTY OF RIVERSIDE

## 2016 Tax Allocation Rev Bonds Series A, D, E \$88,895,000

Dated Date: 5/4/2016	S&P: AA	Arbitrage Yield: 2.59%
Due: 10/1/2037	Moody's:	Arbitrage Position: (\$928,501.90)
Call Date: 10/1/2025	Fitch:	Arbitrage Last Calc: 10/1/2020
Trustee: BNY		
Base CUSIP: 76912T		

FIXED INCOME PORTFOLIO								
March 31, 2023								
Portfolio	Security	Yield	Maturity	S & P	Moody's	Shares	Total Cost	Market Value
<b>2016 Tax Allocation Bonds A, D, E</b>								
741102 - A Revenue	FIDELITY INVST MM GOVT CLASS	4.73%			Aaa	0.05	\$ 0.05	\$ 0.05
741197 - A Debt Service	FIDELITY INVST MM GOVT CLASS	4.73%			Aaa	631,397.55	631,397.55	631,397.55
741198 - A Interest	FIDELITY INVST MM GOVT CLASS	4.73%			Aaa	277,175.00	277,175.00	277,175.00
741199 - A Principal	FIDELITY INVST MM GOVT CLASS	4.73%			Aaa	1.12	1.12	1.12
741210 - D Debt Service	FIDELITY INVST MM GOVT CLASS	4.73%			Aaa	2,069,800.84	2,069,800.84	2,069,800.84
741211 - D Interest	FIDELITY INVST MM GOVT CLASS	4.73%			Aaa	859,100.00	859,100.00	859,100.00
741212 - D Principal	FIDELITY INVST MM GOVT CLASS	4.73%			Aaa	3.64	3.64	3.64
741220 - E Debt Service	FIDELITY INVST MM GOVT CLASS	4.73%			Aaa	831,954.12	831,954.12	831,954.12
741223 - E Interest	FIDELITY INVST MM GOVT CLASS	4.73%			Aaa	368,550.00	368,550.00	368,550.00
741224 - E Principal	FIDELITY INVST MM GOVT CLASS	4.73%			Aaa	1.40	1.40	1.40
						5,037,983.72	\$ 5,037,983.72	\$ 5,037,983.72



# REDEVELOPMENT AGENCY FOR THE COUNTY OF RIVERSIDE

## 2016 Tax Allocation Bonds B

**\$50,670,000**

Dated Date: 5/4/2016	S&P: AA	Arbitrage Yield: 2.61%
Due: 10/1/2037	Moody's:	Arbitrage Position: (\$534,659.23)
Call Date: 10/1/2025	Fitch:	Arbitrage Last Calc: 10/1/2020
Trustee: BNY		
Base CUSIP: 76913A		

## 2016 Tax Allocation Bonds C

**\$8,950,000**

Dated Date: 5/4/2016	S&P: AA	Arbitrage Yield: 2.62%
Due: 10/1/2037	Moody's:	Arbitrage Position: (\$97,427.96)
Call Date: 10/1/2025	Fitch:	Arbitrage Last Calc: 10/1/2020
Trustee: BNY		
Base CUSIP: 76913A		

FIXED INCOME PORTFOLIO								
March 31, 2023								
Portfolio	Security	Yield	Maturity	S & P	Moody's	Shares	Total Cost	Market Value
<b>2016 Tax Allocation Bonds B &amp; C</b>								
741108 - C Debt Service	FIDELITY INVST MM GOVT CLASS	4.73%			Aaa	342,161.30	\$ 342,161.30	\$ 342,161.30
741109 - C Interest	FIDELITY INVST MM GOVT CLASS	4.73%			Aaa	151,650.00	151,650.00	151,650.00
741118 - C Principal	FIDELITY INVST MM GOVT CLASS	4.73%			Aaa	0.56	0.56	0.56
741188 - B Debt Service	FIDELITY INVST MM GOVT CLASS	4.73%			Aaa	1,982,641.12	1,982,641.12	1,982,641.12
741189 - B Interest	FIDELITY INVST MM GOVT CLASS	4.73%			Aaa	857,225.00	857,225.00	857,225.00
741190 - B Principal	FIDELITY INVST MM GOVT CLASS	4.73%			Aaa	3.43	3.43	3.43
						3,333,681.41	\$ 3,333,681.41	\$ 3,333,681.41

# REDEVELOPMENT AGENCY FOR THE COUNTY OF RIVERSIDE

## 2017 Tax Allocation Housing Refunding Bonds Series A \$18,135,000

Dated Date: 5/10/2017	S&P: AA	Arbitrage Yield: 3.87408994%
Due: 10/1/2039	Moody's:	Arbitrage Position: (\$155,837.15)
Call Date: 10/1/2027	Fitch:	Arbitrage Last Calc: 10/1/2021
Trustee: BNY		
Base CUSIP: 76913A		

FIXED INCOME PORTFOLIO								
March 31, 2023								
Portfolio	Security	Yield	Maturity	S & P	Moody's	Shares	Total Cost	Market Value
<b>2017 TA Housing Refunding Bonds Series A</b>								
982727 - A Reserve	GOLDMAN SACHS GOVT INST FUND	4.73%			Aaa	1,140,633.84	\$ 1,140,633.84	\$ 1,140,633.84
						1,140,633.84	\$ 1,140,633.84	\$ 1,140,633.84

# REDEVELOPMENT AGENCY FOR THE COUNTY OF RIVERSIDE

## 2017 Tax Allocation Rev Bonds Series D & E \$80,640,000

Dated Date: 5/10/2017	S&P: AA	Arbitrage Yield: 3.38679735%
Due: 10/1/2040	Moody's:	Arbitrage Position: (\$712,780.76)
Call Date: 10/1/2027	Fitch:	Arbitrage Last Calc: 10/1/2021
Trustee: BNY		
Base CUSIP: 76912T		

FIXED INCOME PORTFOLIO								
March 31, 2023								
Portfolio	Security	Yield	Maturity	S & P	Moody's	Shares	Total Cost	Market Value
<b>2017 Tax Allocation Bonds D &amp; E</b>								
982683 - E Debt Service	GOLDMAN SACHS GOVT INST FUND	4.73%			Aaa	1,235,280.46	\$ 1,235,280.46	\$ 1,235,280.46
982684 - E Interest	GOLDMAN SACHS GOVT INST FUND	4.73%			Aaa	946,050.00	946,050.00	946,050.00
982686 - E Reserve	GOLDMAN SACHS GOVT INST FUND	4.73%			Aaa	4,568,927.48	4,568,927.48	4,568,927.48
982687 - E Redemption	GOLDMAN SACHS GOVT INST FUND	4.73%			Aaa	3.20	3.20	3.20
982700 - A Interest	GOLDMAN SACHS GOVT INST FUND	4.73%			Aaa	1,262.37	1,262.37	1,262.37
982706 - D Debt Service	GOLDMAN SACHS GOVT INST FUND	4.73%			Aaa	1,159,756.40	1,159,756.40	1,159,756.40
982707 - D Interest	GOLDMAN SACHS GOVT INST FUND	4.73%			Aaa	555,260.09	555,260.09	555,260.09
982709 - D Reserve	GOLDMAN SACHS GOVT INST FUND	4.73%			Aaa	2,198,179.07	2,198,179.07	2,198,179.07
						10,664,719.07	\$ 10,664,719.07	\$ 10,664,719.07

# REDEVELOPMENT AGENCY FOR THE COUNTY OF RIVERSIDE

## 2017 Tax Allocation Rev Bonds Series C \$5,725,000

Dated Date: 5/10/2017	S&P: AA	Arbitrage Yield: 3.69975361%
Due: 10/1/2040	Moody's:	Arbitrage Position: (\$74,349.08)
Call Date: 10/1/2027	Fitch:	Arbitrage Last Calc: 10/1/2021
Trustee: BNY		
Base CUSIP: 76913A		

FIXED INCOME PORTFOLIO								
March 31, 2023								
Portfolio	Security	Yield	Maturity	S & P	Moody's	Shares	Total Cost	Market Value
<b>2017 Tax Allocation Bonds Series C</b>								
982691 - C Debt Service	GOLDMAN SACHS GOVT INST FUND	4.73%			Aaa	425.41	\$ 425.41	\$ 425.41
982692 - C Interest	GOLDMAN SACHS GOVT INST FUND	4.73%			Aaa	109,521.88	109,521.88	109,521.88
982693 - C Principal	GOLDMAN SACHS GOVT INST FUND	4.73%			Aaa	0.24	0.24	0.24
982694 - C Reserve	GOLDMAN SACHS GOVT INST FUND	4.73%			Aaa	538,719.09	538,719.09	538,719.09
						648,666.62	\$ 648,666.62	\$ 648,666.62

# REDEVELOPMENT AGENCY FOR THE COUNTY OF RIVERSIDE

## 2017 Tax Allocation Rev Bonds Series B \$63,005,000

Dated Date: 6/12/2017	S&P: AA	Arbitrage Yield: 2.80%
Due: 10/1/2035	Moody's:	Arbitrage Position: (\$307,431.95)
Call Date:	Fitch:	Arbitrage Last Calc: 07/16/2018
Trustee: BNY		
Base CUSIP: 76913A		

FIXED INCOME PORTFOLIO								
March 31, 2023								
Portfolio	Security	Yield	Maturity	S & P	Moody's	Shares	Total Cost	Market Value
<b>2017 Tax Allocation Ref Bonds Series B</b>								
982718 - B Debt Service	FIDELITY INVST MM GOVT CLASS	4.73%			Aaa	2,797,796.51	\$ 2,797,796.51	\$ 2,797,796.51
982719 - B Interest	FIDELITY INVST MM GOVT CLASS	4.73%			Aaa	1,107,425.00	1,107,425.00	1,107,425.00
982720 - B Principal	FIDELITY INVST MM GOVT CLASS	4.73%			Aaa	4.83	4.83	4.83
						3,905,226.34	\$ 3,905,226.34	\$ 3,905,226.34

# REDEVELOPMENT AGENCY FOR THE COUNTY OF RIVERSIDE

## 2017 Tax Allocation Housing Bonds Series A-T \$53,360,000

Dated Date: 12/28/2017	S&P: AA	Arbitrage Yield: Taxable
Due: 10/01/2037	Moody's:	Arbitrage Position: Taxable
Call Date:	Fitch:	Arbitrage Last Calc: Taxable
Trustee: BNY		
Base CUSIP: 76913A		

### FIXED INCOME PORTFOLIO

March 31, 2023

Portfolio	Security	Yield	Maturity	S & P	Moody's	Shares	Total Cost	Market Value
<b>2017 Taxable Housing Series A-T</b>								
208954 - Reserve	DREYFUS GOVT CASH MGMT SH BEN	4.71%			Aaa	4,295,265.79	\$ 4,295,265.79	\$ 4,295,265.79
						4,295,265.79	\$ 4,295,265.79	\$ 4,295,265.79



# REDEVELOPMENT AGENCY FOR THE COUNTY OF RIVERSIDE

## 2017 Tax Allocation Housing Refunding Bonds Series B \$26,546,807

Dated Date: 12/28/2017	S&P: AA	Arbitrage Yield: 3.4876%
Due: 10/01/2041	Moody's:	Arbitrage Position: (\$209,745.24)
Call Date:	Fitch:	Arbitrage Last Calc: 10/1/2022
Trustee: BNY		
Base CUSIP: 76913A		

FIXED INCOME PORTFOLIO									
March 31, 2023									
Portfolio	Security	Yield	Maturity	S & P	Moody's	Shares	Total Cost	Market Value	
<b>2017 Tax Allocation Housing Series B</b>									
208967 - Reserve	DREYFUS GOVT CASH MGMT SH BEN	4.71%			Aaa	1,629,821.84	\$ 1,629,821.84	\$ 1,629,821.84	
						1,629,821.84	\$ 1,629,821.84	\$ 1,629,821.84	

# REDEVELOPMENT AGENCY FOR THE COUNTY OF RIVERSIDE

## Combined Housing 14 15 17

Dated Date:	S&P:	Arbitrage Yield:
Due:	Moody's:	Arbitrage Position: \$0.00
Call Date:	Fitch:	Arbitrage Last Calc: 9/30/2019
Trustee: BNY		
Base CUSIP: 76913A		

### FIXED INCOME PORTFOLIO

March 31, 2023

Portfolio	Security	Yield	Maturity	S & P	Moody's	Shares	Total Cost	Market Value
<b>Combined Housing 14 15 17</b>								
668323 - Debt Service	FEDERATED US TRSY ONLY CR SVC	4.12%			Aaa	1,484.06	\$ 1,484.06	\$ 1,484.06
668324 - Interest	FEDERATED US TRSY ONLY CR SVC	4.12%			Aaa	2,065,675.01	2,065,675.01	2,065,675.01
668325 - Principal	FEDERATED US TRSY ONLY CR SVC	4.12%			Aaa	116.85	116.85	116.85
						2,067,275.92	\$ 2,067,275.92	\$ 2,067,275.92

# REDEVELOPMENT AGENCY FOR THE COUNTY OF RIVERSIDE

## 2020 Series A Second Lien TARB Series D&E \$13,705,000

Dated Date: 3/12/2020	S&P: AA	Arbitrage Yield: Taxable
Due: 7/1/2041	Moody's:	Arbitrage Position: Taxable
Call Date:	Fitch:	Arbitrage Last Calc: Taxable
Trustee: BNY Mellon		
Base CUSIP: 76912T		

FIXED INCOME PORTFOLIO									
March 31, 2023									
Portfolio	Security	Yield	Maturity	S & P	Moody's	Shares	Total Cost	Market Value	
<b>2020 Series A Second Lien Series D &amp; E</b>									
280121 - E Debt Service	DREYFUS TRSY SEC CM INVESTOR 674	4.19%			Aaa	309.66	\$ 309.66	\$ 309.66	
280122 - E Interest	DREYFUS TRSY SEC CM INVESTOR 674	4.19%			Aaa	1.94	1.94	1.94	
165542 - PFA Revenue	DREYFUS TRSY SEC CM INVESTOR 674	4.19%			Aaa	21,889.38	21,889.38	21,889.38	
275927 - D Debt Service	DREYFUS TRSY SEC CM INVESTOR 674	4.19%			Aaa	241.19	241.19	241.19	
275931 - D Interest	DREYFUS TRSY SEC CM INVESTOR 674	4.19%			Aaa	0.16	0.16	0.16	
						22,442.33	\$ 22,442.33	\$ 22,442.33	

April 17, 2023


Mr. Don Kent  
Director of Finance  
County of Riverside  
4080 Lemon Street, 4<sup>th</sup> Floor  
Riverside, CA 92501

Dear Mr. Kent:

Enclosed is the Investment Holdings Report for the Pension Obligation Bonds of the County of Riverside for the period ending March 31, 2023 (the "Report Date"). This report contains various summaries and underlying details of the issues and accounts, as well as a detailed listing of investment holdings for each individual series of bonds outstanding as of the Report Date.

Please let me know if you have any questions and thank you for the opportunity serve the County.

Sincerely,



Jeff White  
Managing Member



# COUNTY OF RIVERSIDE CALIFORNIA

March 31, 2023  
Quarterly Investment Report  
County of Riverside, California  
Pension Obligation Bonds



**Pension Obligation Bonds Summary by Asset:**

Security	Quantity	Total Cost	Market Value	Percentage of Portfolio
MASS MUTUAL	3,305,804.97	\$3,305,804.97	\$3,305,804.97	51%
GOLDMAN SACHS GOVT INST FUND	3,195,506.53	3,195,506.53	3,195,506.53	49%
<b>Grand Total</b>	<b>6,501,311.50</b>	<b>\$6,501,311.50</b>	<b>\$6,501,311.50</b>	<b>100%</b>

**Pension Obligation Bonds Summary by Series:**

Issue	Market Value
Taxable Pension Obligation Bonds Series 2005A and 2020A	\$6,501,311.50
<b>Grand Total:</b>	<b>\$6,501,311.50</b>

**Pension Obligation Bonds Market Value by Account:**

<b>Taxable Pension Obligation Bonds Series 2005A and 2020A</b>	
17295800 - Bond Account	\$1,906,595.77
17295804 - Pension Liability Account	4,594,715.67
17295807 - Redemption Account	0.06
<b>Total:</b>	<b>\$6,501,311.50</b>
<b>Grand Total:</b>	<b>\$6,501,311.50</b>

# Pension Obligation Bonds

## ISSUES

1. 2005A Pension Obligation Bonds
2. 2020 Pension Obligation Bonds



## PENSION OBLIGATION BONDS

### 2005A Pension Obligation Bonds

**\$400,000,000**

Dated Date: 2/17/2005	S&P: AA	Arbitrage Yield: Taxable
Due: 2/15/2035	Moody's: A1	Arbitrage Position: Taxable
Call Date:	Fitch: A+	Arbitrage Last Calc: Taxable
Trustee: Wells Fargo		
Base CUSIP: 76913C		

## PENSION OBLIGATION BONDS

### 2020 Pension Obligation Bonds

**\$719,995,000**

Dated Date: 5/6/2020	S&P: AA	Arbitrage Yield: Taxable
Due: 2/15/2038	Moody's: A1	Arbitrage Position: Taxable
Call Date:	Fitch:	Arbitrage Last Calc: Taxable
Trustee: Wells Fargo		
Base CUSIP: 76913C		

FIXED INCOME PORTFOLIO								
March 31, 2023								
Portfolio	Security	Yield	Maturity	S & P	Moody's	Shares	Total Cost	Market Value
<b>Taxable Pension Obligation Bonds Series 2005A and 2020A</b>								
17295800 - Bond Account	MASS MUTUAL	4.83%	2/12/35			0.02	\$ 0.02	\$ 0.02
17295800 - Bond Account	GOLDMAN SACHS GOVT INST FUND	4.73%			Aaa	1,906,595.75	1,906,595.75	1,906,595.75
17295804 - Pension Liability Account	MASS MUTUAL	4.83%	2/12/35			3,305,804.95	3,305,804.95	3,305,804.95
17295804 - Pension Liability Account	GOLDMAN SACHS GOVT INST FUND	4.73%			Aaa	1,288,910.72	1,288,910.72	1,288,910.72
17295807 - Redemption Account	GOLDMAN SACHS GOVT INST FUND	4.73%			Aaa	0.06	0.06	0.06
						6,501,311.50	\$ 6,501,311.50	\$ 6,501,311.50

April 17, 2023


Mr. Don Kent  
Director of Finance  
County of Riverside  
4080 Lemon Street, 4<sup>th</sup> Floor  
Riverside, CA 92501

Dear Mr. Kent:

Enclosed is the Investment Holdings Report for the Infrastructure Financing Authority of the County of Riverside for the period ending March 31, 2023 (the "Report Date"). This report contains various summaries and underlying details of the issues and accounts, as well as a detailed listing of investment holdings for each individual series of bonds outstanding as of the Report Date.

Please let me know if you have any questions and thank you for the opportunity serve the County.

Sincerely,



Jeff White  
Managing Member



# COUNTY OF RIVERSIDE CALIFORNIA

March 31, 2023  
Quarterly Investment Report  
County of Riverside, California  
Infrastructure Financing Authority



**COLUMBIA CAPITAL**  
MUNICIPAL ADVISORS

### Infrastructure Financing Authority Summary by Asset:

Security	Quantity	Total Cost	Market Value	Percentage of Portfolio
FIRST AMERICAN TREASURY	703,823.75	\$703,823.75	\$703,823.75	99%
GOLDMAN SACHS GOVT INST FUND	6,589.79	6,589.79	6,589.79	1%
<b>Grand Total:</b>	<b>710,413.54</b>	<b>\$710,413.54</b>	<b>\$710,413.54</b>	<b>100%</b>

### Infrastructure Financing Authority Summary by Series:

Issue	Market Value
Lease Revenue Refunding Bonds Series 2015 A	\$6,589.79
2016 Series A & A-T IFA Lease Revenue Refunding Bonds	344,890.08
2017 Lease Revenue Bonds, Series A	161,415.45
2017 Lease Revenue Bonds, Series B & C	629.98
2021 Lease Revenue Refunding Bonds, Series A & B	196,888.24
<b>Grand Total:</b>	<b>\$710,413.54</b>

### Infrastructure Financing Authority Market Value by Account:

<b>Lease Revenue Refunding Bonds Series 2015 A</b>	
84401900 - Revenue Account	\$6,587.20
84401901 - Interest Account	2.56
84401902 - Principal Account	0.03
<b>Total:</b>	<b>\$6,589.79</b>
<b>2016 Series A &amp; A-T IFA Lease Revenue Refunding Bonds</b>	
222483000 – Bond Fund	\$2,603.41
222483001 - Interest	303.51
222483002 - Principal	1,318.72
222483003 - Construction	340,664.44
<b>Total:</b>	<b>\$344,890.08</b>

<b>2017 Lease Revenue Bonds, Series A</b>	
256547000 - Revenue	\$1,707.14
256547001 - Interest	407.95
256547002 - Principal	601.10
256547004 - Capital Repair Fund	158,699.26
<b>Total:</b>	<b>\$161,415.45</b>
<b>2017 Lease Revenue Bonds, Series B &amp; C</b>	
240490000 - B Bond Fund	\$333.40
240490001 - Interest	188.59
240490004 - Project Fund	107.99
<b>Total:</b>	<b>\$629.98</b>
<b>2021 Lease Revenue Refunding Bonds, Series A &amp; B</b>	
264786000 - Payment Fund	\$12,130.14
264786001 - Interest Account	3,195.04
264786002 - Principal	9,591.53
264786004 - Property Conveyance Cost Fund	101,917.89
264786005 - Cost of Issuance Fund	70,053.64
<b>Total:</b>	<b>\$196,888.24</b>
<b>Grand Total:</b>	<b>\$710,413.54</b>

# Infrastructure Financing Authority

## ISSUES

1. 2015A Capital Improvement Project Ref
2. 2016 Series A & A-T Infrastructure Financing Auth
3. 2017 Lease Revenue Bonds, Series A
4. 2017 Lease Revenue Bonds, Series B & C
5. 2021 Lease Revenue Refunding Bonds, Series A & B

# INFRASTRUCTURE FINANCING AUTHORITY

**2015A Capital Improvement Project Ref**  
**\$72,825,000**

Dated Date: 11/4/2015	S&P: AA-	Arbitrage Yield: 3.135634%
Due: 11/1/2037	Moody's:	Arbitrage Position: (\$924,304.98)
Call Date: 11/1/2025	Fitch:	Arbitrage Last Calc: 11/4/2021
Trustee: Wells Fargo		
Base CUSIP: 76913D		

FIXED INCOME PORTFOLIO								
March 31, 2023								
Portfolio	Security	Yield	Maturity	S & P	Moody's	Shares	Total Cost	Market Value
<b>Lease Revenue Refunding Bonds Series 2015 A</b>								
84401900 - Revenue Account	GOLDMAN SACHS GOVT INST FUND	4.73%			Aaa	6,587.20	\$ 6,587.20	\$ 6,587.20
84401901 - Interest Account	GOLDMAN SACHS GOVT INST FUND	4.73%			Aaa	2.56	2.56	2.56
84401902 - Principal Account	GOLDMAN SACHS GOVT INST FUND	4.73%			Aaa	0.03	0.03	0.03
						6,589.79	\$ 6,589.79	\$ 6,589.79



# INFRASTRUCTURE FINANCING AUTHORITY

## 2016 Series A & A-T Infrastructure Financing Auth \$36,740,000 & \$3,245,000

Dated Date: 10/4/2016	S&P: AA-	Arbitrage Yield: 1.930650%
Due: 11/1/2031	Moody's:	Arbitrage Position: \$0.00
Call Date:	Fitch:	Arbitrage Last Calc: 10/4/2021
Trustee: US Bank		
Base CUSIP: 76913D		

FIXED INCOME PORTFOLIO								
March 31, 2023								
Portfolio	Security	Yield	Maturity	S & P	Moody's	Shares	Total Cost	Market Value
<b>2016 Series A &amp; A-T IFA Lease Revenue Refunding Bonds</b>								
222483000 - Bond	FIRST AMERICAN TREASURY	4.72%			Aaa	2,603.41	\$ 2,603.41	\$ 2,603.41
222483001 - Interest	FIRST AMERICAN TREASURY	4.72%			Aaa	303.51	303.51	303.51
222483002 - Principal	FIRST AMERICAN TREASURY	4.72%			Aaa	1,318.72	1,318.72	1,318.72
222483003 - Construction	FIRST AMERICAN TREASURY	4.72%			Aaa	340,664.44	340,664.44	340,664.44
						344,890.08	\$ 344,890.08	\$ 344,890.08

# INFRASTRUCTURE FINANCING AUTHORITY

## 2017 Lease Revenue Bonds, Series A \$46,970,000

Dated Date: 12/14/2017	S&P: AA-	Arbitrage Yield: 3.058773%
Due: 11/1/2044	Moody's:	Arbitrage Position: (\$1,331,279.92)
Call Date:	Fitch:	Arbitrage Last Calc: 6/30/2021
Trustee: US Bank		
Base CUSIP: 76913D		

FIXED INCOME PORTFOLIO									
March 31, 2023									
Portfolio	Security	Yield	Maturity	S & P	Moody's	Shares	Total Cost	Market Value	
<b>2017 Lease Revenue Bonds, Series A</b>									
256547000 - Revenue	FIRST AMERICAN TREASURY	4.72%			Aaa	1,707.14	\$ 1,707.14	\$ 1,707.14	
256547001 - Interest	FIRST AMERICAN TREASURY	4.72%			Aaa	407.95	407.95	407.95	
256547002 - Principal Account	FIRST AMERICAN TREASURY	4.72%			Aaa	601.10	601.10	601.10	
256547004 - Capital Repair Fund	FIRST AMERICAN TREASURY	4.72%			Aaa	158,699.26	158,699.26	158,699.26	
						161,415.45	\$ 161,415.45	\$ 161,415.45	

# INFRASTRUCTURE FINANCING AUTHORITY

## 2017 Lease Revenue Bonds, Series B & C \$11,595,000 & \$10,610,000

Dated Date: 12/28/2017	S&P: AA-	Arbitrage Yield: 3.112117%
Due: B - 5/1/2038 C - 5/1/2047	Moody's:	Arbitrage Position: \$0.00
Call Date:	Fitch:	Arbitrage Last Calc: 5/1/2022
Trustee: US Bank		
Base CUSIP: 76913D		

FIXED INCOME PORTFOLIO									
March 31, 2023									
Portfolio	Security	Yield	Maturity	S & P	Moody's	Shares	Total Cost	Market Value	
<b>2017 Lease Revenue Bonds, Series B &amp; C</b>									
240490000 - B Bond Fund	FIRST AMERICAN TREASURY	4.72%			Aaa	333.40	\$ 333.40	\$ 333.40	
240490001 - Interest	FIRST AMERICAN TREASURY	4.72%			Aaa	188.59	188.59	188.59	
240490004 - Project Fund	FIRST AMERICAN TREASURY	4.72%			Aaa	107.99	107.99	107.99	
						629.98	\$ 629.98	\$ 629.98	

# INFRASTRUCTURE FINANCING AUTHORITY

## 2021 Lease Revenue Refunding Bonds, Series A & B \$499,800,000

Dated Date: 10/19/2021	S&P: AA-	Arbitrage Yield:
Due: 11/1/2045	Moody's:	Arbitrage Position:
Call Date:	Fitch:	Arbitrage Last Calc:
Trustee: US Bank		
Base CUSIP: 76913D		

FIXED INCOME PORTFOLIO								
March 31, 2023								
Portfolio	Security	Yield	Maturity	S & P	Moody's	Shares	Total Cost	Market Value
<b>2021 Lease Revenue Refunding Bonds, Series A &amp; B</b>								
264786000 - Payment Fund	FIRST AMERICAN TREASURY	4.72%			Aaa	12,130.14	\$ 12,130.14	\$ 12,130.14
264786001 - Interest Account	FIRST AMERICAN TREASURY	4.72%			Aaa	3,195.04	3,195.04	3,195.04
264786002 - Principal Account	FIRST AMERICAN TREASURY	4.72%			Aaa	9,591.53	9,591.53	9,591.53
264786004 - Property Conveyance	FIRST AMERICAN TREASURY	4.72%			Aaa	101,917.89	101,917.89	101,917.89
264786005 - Cost of Issuance Fund	FIRST AMERICAN TREASURY	4.72%			Aaa	70,053.64	70,053.64	70,053.64
						196,888.24	\$ 196,888.24	\$ 196,888.24